

Trading Summary

LSX got off on the right foot this week, slightly increasing by 0.88 points to close at 1,392.89 points. The trading volume, however, has not seen any significant improvement. The market posted only 1,523 shares traded, worth about 7.7 million kip.

EDL-Gen

- Price change: **0** kip
- Closing price: **7,250** kip
- Trading volume: **150** shares
- Turnover: **1,087,500** kip
- High today: **7,250** kip
- Low today: **7,250** kip

BCEL

- Price change: **50** kip
- Closing price: **6,100** kip
- Trading volume: **756** shares
- Turnover: **4,611,600** kip
- High today: **6,100** kip
- Low today: **6,100** kip

LWPC

- Price change: **0** kip
- Closing price: **8,000** kip
- Trading volume: **0** shares
- Turnover: **0** kip
- High today: **0** kip
- Low today: **0** kip

PTL

- Price change: **0** kip
- Closing price: **3,250** kip
- Trading volume: **617** shares
- Turnover: **2,005,250** kip
- High today: **3,250** kip
- Low today: **3,250** kip

Market Summary

	Last	29.06.2015	Change
LSX Index	1,392.01	1,392.89 ↑	0.88
Trading Value (LAK)	78,557,500	7,704,350 ↓	70,853,150
Market Cap. (LAK m)	10,796,603	10,803,432 ↑	6,829
52-Week High/Low	1,521.70 / 1,220.78		

Turnover by investor type (LAKm) today

	Buy	Sell	Net purchase
General Corp	-	-	-
Individual	7	7 -	0
Foreigners	1	1	0
Securities	-	-	-
Others	-	-	-

Turnover by investor type (LAKm) (Month-to-date)

	Buy	Sell	Net purchase
General Corp	-	-	-
Individual	1,693	2,373 -	680
Foreigners	4,565	4,883 -	317
Securities	998	-	998
Others	-	-	-
Total	7,256	7,256	-

Trading volume (Shares)

	Closing price	Change (LAK)	29.06.2015	Change (Shr)
EDL-GEN	7,250 →	-	150 -	780
BCEL	6,100 ↑	50	756	756
LWPC	8,000 →	-	-	-
PTL	3,250 →	-	617 -	21,473
TOTAL			1,523 -	21,497

General news

May-15 (BOL)	
CPI	123.82
Inflation rate	1.19%
BOL Interest Rate (%) 2 weeks-1year	12.50%

Fixed deposit account 12 month (For individual-BCEL)

LAK	9.00%
USD	3.50%
THB	3.25%

Exchange rate (BCEL)

	29.06.2015	
Currency	Buy	Sell
US Dollar	8,102	8,134
Thai Baht	241.10	242.80
Euro	8,897	8,942

BCEL-KT Securities Company limited
Tel: 021-265480

Local News

Lao timber industry eyeing EU market

Imports make up 15-20 percent of the total European market for timber furniture representing 23 billion euro per year in turnover, which now represents opportunities for the Lao industry.

That's according to a recent meeting on the "Introduction to European Timber Products Market," in Vientiane, a press release from the European Chamber of Commerce and Industry in Laos said.

The meeting opened up the opportunity for Lao government officials to engage with the EU to negotiate a Voluntary Partnership Agreement on Forest Law Enforcement, Governance and Trade (FLEGT).

Chief Executive Officer at Stern, Mr Juergen Brackmann, whose German company specialises in outdoor furniture for the European market, said Laos had political stability, which was a great entry point for timber buyers who were seeking a long-term relationship with suppliers.

Mr Brackmann added that for EU buyers reliability of supply was crucial, such as on time delivery and consistent quality.

Professionalism and reputation of suppliers were also important to the buyer, visualised mainly through human resource management and corporate social responsibility policies, as buyers can use these to promote their companies to customers in the EU.

(Source: Vientianetimes June 29, 2015)

Global News

Asian equities tumble on Greek default fears; China stocks choppy

(CNBC, 10:30)

Asian equities suffered a heavy selloff on Monday after Greece failed to clinch a deal with its international lenders over the weekend to avert a

default. In China, markets were particularly choppy following the People's Bank of China's (PBOC) decision to lower its benchmark lending rates by 25 basis points to 4.85 percent on Saturday.

Mainland markets mixed

China's Shanghai Composite index wavered between losses and gains after the PBOC's fourth rate cut since November, in an effort to prop up a slowing economy. The Shanghai bourse was last seen falling 2.6 percent.

Shares of Lenovo Group sagged 0.7 percent, in line with the Hang Seng index's near 1 percent decline.

Nikkei slumps 1.8%

Japan's Nikkei 225 index touched a one-week trough amid a weaker dollar.

ASX loses 2%

A sharply lower open among banking and resources heavyweights took Australia's S&P ASX 200 index down to its lowest level since January 23.

Kospi tanks 1.5%

South Korea's key Kospi index hit a one-week low amid a broad-based selloff.

First Trading Session

LA3000020005	EDL-Gen	LA3000010006	BCEL	Vientiane 09:08:08	
Current	7,250	Current	6,100		
Volume	0	Volume	756		
Previous Day Closing Price	7,250	Previous Day Closing Price	6,050		
Change	0	Change	▲ 50		
Turnover	0	Turnover	4,611,600		
Sell Remaining Qty	09:07:25	Buy Remaining Qty	Sell Remaining Qty	09:00:00	Buy Remaining Qty
155	7,900		30,000	6,600	
6,148	7,600		300	6,500	
16,164	7,500		11,093	6,300	
1,665	7,400		9,244	6,100	
Exp exe Price	7,250	150	Exp exe Price	6,000	2,492
	7,050	200		5,900	7,841
Exp exe Qty	7,000	5,271	Exp exe Qty		
	6,900	2,315			
	6,800	14,223			
24,132	Total	26,450	50,637	Total	10,333
Opening Price	0	Opening Price	6,100		
High Price	0	High Price	6,100		
Low Price	0	Low Price	6,100		
Price Limit	7,950	6,550	Price Limit	6,650	5,450

LA3000030004	LWPC	LA3000040003	PTL	Vientiane 09:08:52	
Current	8,000	Current	3,250		
Volume	0	Volume	0		
Previous Day Closing Price	8,000	Previous Day Closing Price	3,250		
Change	0	Change	0		
Turnover	0	Turnover	0		
Sell Remaining Qty	09:00:00	Buy Remaining Qty	Sell Remaining Qty	09:06:00	Buy Remaining Qty
3,000	8,000		7,626	3,550	
Exp exe Price			Exp exe Price	3,250	289
Exp exe Qty			Exp exe Qty		
3,000	Total		7,626	Total	289
Opening Price	0	Opening Price	0		
High Price	0	High Price	0		
Low Price	0	Low Price	0		
Price Limit	8,800	7,200	Price Limit	3,550	2,950

Last Trading Session

LA3000020005		EDL-Gen		LA3000010006		BCEL		Vientiane 11:36:47	
Current			7,250	Current			6,100		
Volume			150	Volume			756		
Previous Day Closing Price			7,250	Previous Day Closing Price			6,050		
Change			0	Change			▲ 50		
Turnover			1,087,500	Turnover			4,611,600		
Sell Remaining Qty	11:30:00	Buy Remaining Qty		Sell Remaining Qty	11:30:00	Buy Remaining Qty			
155	7,900								
6,148	7,600			30,000	6,600				
16,164	7,500			2,300	6,500				
9,327	7,400			11,093	6,300				
374	7,250			9,447	6,100				
Exp exe Price	7,050		19,200	Exp exe Price	6,000		2,492		
	7,000		10,271		5,900		7,841		
Exp exe Qty	6,900		2,315	Exp exe Qty					
	6,800		14,223						
	6,700		4,291						
32,168	Total		50,300	52,840	Total		10,333		
Opening Price			7,250	Opening Price			6,100		
High Price			7,250	High Price			6,100		
Low Price			7,250	Low Price			6,100		
Price Limit	7,950		6,550	Price Limit	6,650		5,450		

LA3000030004		LWPC		LA3000040003		PTL		Vientiane 11:38:08	
Current			8,000	Current			3,250		
Volume			0	Volume			617		
Previous Day Closing Price			8,000	Previous Day Closing Price			3,250		
Change			0	Change			0		
Turnover			0	Turnover			2,005,250		
Sell Remaining Qty	11:30:00	Buy Remaining Qty		Sell Remaining Qty	11:30:00	Buy Remaining Qty			
10,000	8,800			1,221	3,550				
3,000	8,000			3,663	3,250				
Exp exe Price				Exp exe Price					
Exp exe Qty				Exp exe Qty					
13,000	Total			4,884	Total				
Opening Price			0	Opening Price			3,250		
High Price			0	High Price			3,250		
Low Price			0	Low Price			3,250		
Price Limit	8,800		7,200	Price Limit	3,550		2,950		

Company profile

EDL-Generation Public company

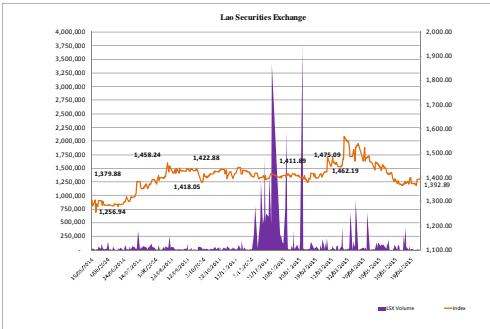
Sector: Energy

Major products : Electricity

EDL-Gen

Lowest of 52 weeks:
 Paid-up shares:
 Foreign limit for one individual not exceed 1% or
 All foreign limit not exceed 20% or
 Foreign Orderable Volume:
 Remaining ratio

6,900 Kip
 1,226,216,765 Shares
 12,262,168 Shares
 245,243,353 Shares
 70,089,830 Shares
 5.72%



Company profile

Banque Pour Le Commerce Extérieur Lao Public

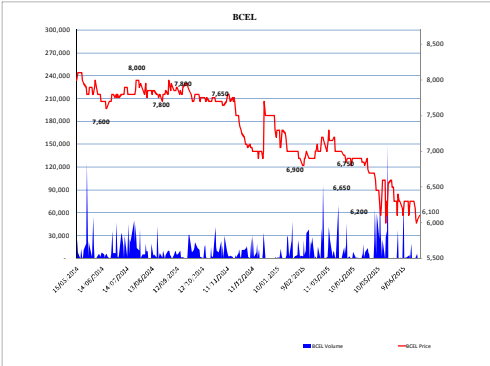
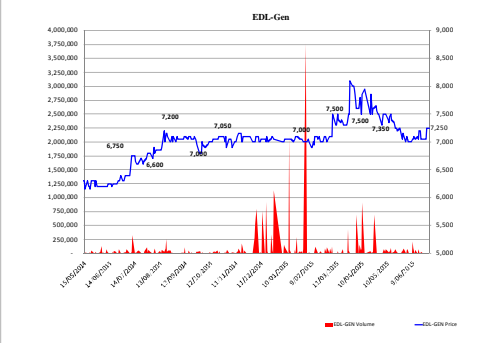
Sector: Banking

Major products : Loans, FX Exchange, L.C, L.G, Card and Other Banking products and services

BCEL

Highest of 52 weeks:
 Lowest of 52 weeks:
 Paid-up shares:
 Foreign limit for one individual not exceed 1% or
 All foreign limit not exceed 10% or
 Foreign Orderable Volume:
 Remaining ratio

7,700 Kip
 6,000 Kip
 136,577,600 Shares
 12,262,168 Shares
 410,727 Shares
 410,727 Shares
 0.30%



Company profile

Lao World Public Company (LWPC)

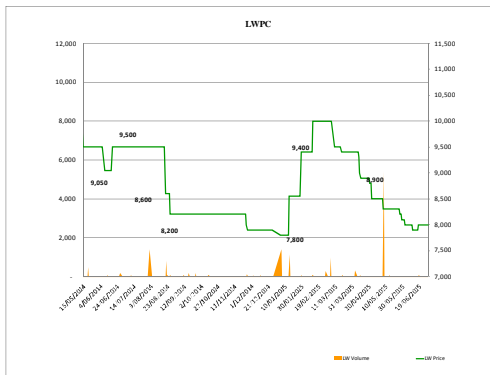
Sector: Property

Major business : trade, exhibition and convention center, Supermarket, cinema, bowling and other

LWPC

Highest of 52 weeks:
 Lowest of 52 weeks:
 Paid-up shares:
 Foreign Orderable Volume:
 Remaining ratio:

8,300 Kip
 7,900 Kip
 39,560,909 Shares
 38,492,207 Shares
 97.30%



Company profile

Petroleum Trading Lao Public Company (PTL)

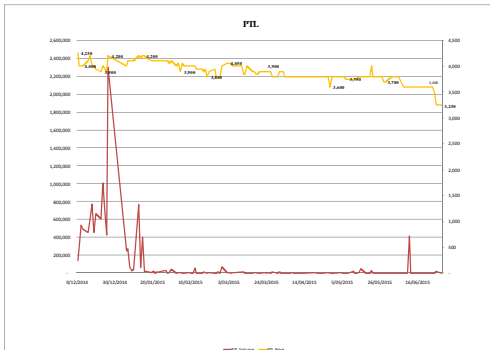
Sector: Trading

Major business : Importing and distributing fuels and petroleum products in full range service throughout Lao PDR

PTL

Highest of 52 weeks:
 Lowest of 52 weeks:
 Paid-up shares:
 Foreign Orderable Volume:
 Remaining ratio:

4,250 Kip
 3,250 Kip
 235,600,000 Shares
 205,168,087 Shares
 87.31%



Last 30 days trading information / ຂໍ້ມູນການຊື້-ຂາຍຮຸ້ນ 30 ວັນ (ຄົ້ນຫຼັງ)

No. ລະດັບ	Date ວັນທີ	Index / ດັດຊະນີ			EDL-GEN / ຜ-ຟຮລ			BCEL / ຫຸດຄລ			LWPC / ລາວເວີນ			PTL / ປາກລ		
		Current Index ດັດຊະນີ	Change ປ່ຽນແປງ (%)	Trading Value ມູນຄ່າການຊື້-ຂາຍ (Kip)	Closing Price ລາຄາປິດ (Kip)	Change ປ່ຽນແປງ (Kip)	Trading Volume ປະລິມານການຊື້-ຂາຍຮຸ້ນ	Closing Price ລາຄາປິດ (Kip)	Change ປ່ຽນແປງ (Kip)	Trading Volume ປະລິມານການຊື້-ຂາຍຮຸ້ນ	Closing Price ລາຄາປິດ (Kip)	Change ປ່ຽນແປງ (Kip)	Trading Volume ປະລິມານການຊື້-ຂາຍຮຸ້ນ	Closing Price ລາຄາປິດ (Kip)	Change ປ່ຽນແປງ (Kip)	Trading Volume ປະລິມານການຊື້-ຂາຍຮຸ້ນ
1	29.06.15	1,392.89	↑ 0.06%	7,704,350	7,250	→ -	150	6,100	↑ 50	756	8,000	→ -	-	3,250	→ -	617
2	26.06.15	1,392.01	↑ 1.82%	78,557,500	7,250	↑ 200	930	6,050	↑ 50	-	8,000	→ -	-	3,250	↓- 250	22,090
3	25.06.15	1,367.08	↓ -0.29%	39,475,450	7,050	→ -	-	6,000	↓- 50	6,401	8,000	→ -	-	3,500	↓- 100	300
4	24.06.15	1,370.99	↓ -0.19%	20,624,050	7,050	→ -	1,000	6,050	↓- 150	2,204	8,000	→ -	-	3,600	→ -	-
5	23.06.15	1,373.63	↓ -0.13%	2,380,800	7,050	→ -	-	6,200	↓- 100	384	8,000	→ -	-	3,600	→ -	-
6	22.06.15	1,375.39	→ 0.00%	-	7,050	→ -	-	6,300	→ -	-	8,000	→ -	-	3,600	→ -	-
7	19.06.15	1,375.39	↓ -1.70%	236,711,700	7,050	↓- 150	33,558	6,300	→ -	-	8,000	→ -	-	3,600	→ -	-
8	18.06.15	1,399.11	↑ 0.04%	131,917,400	7,200	→ -	1,648	6,300	→ -	19,750	8,000	↑ 100	100	3,600	→ -	100
9	17.06.15	1,398.60	↑ 1.99%	4,401,000	7,200	↑ 150	70	6,300	↑ 200	50	7,900	→ -	-	3,600	→ -	995
10	16.06.15	1,371.36	↓ -0.83%	574,174,950	7,050	↓- 50	77,500	6,100	↓- 200	4,547	7,900	→ -	-	3,600	→ -	-
11	15.06.15	1,382.79	↑ 0.58%	43,353,900	7,100	↑ 50	2,332	6,300	→ -	4,262	7,900	→ -	-	3,600	→ -	-
12	12.06.15	1,374.88	↓ -0.57%	26,188,900	7,050	↓- 50	65,022	6,300	→ -	1,853	7,900	→ -	-	3,600	→ -	1,000
13	11.06.15	1,382.79	↑ 0.54%	1,513,325,300	7,100	↑ 50	1,530	6,300	→ -	1,641	7,900	↓- 100	-	3,600	→ -	414,465
14	10.06.15	1,375.39	↑ 0.26%	713,065,000	7,050	→ -	101,100	6,300	↑ 200	50	8,000	→ -	-	3,600	→ -	-
15	09.06.15	1,371.87	↑ 0.45%	1,991,648,750	7,050	↑ 50	217,235	6,100	↓- 100	74,636	8,000	→ -	-	3,600	→ -	1,535
16	08.06.15	1,365.73	↓ -0.57%	64,934,000	7,000	→ -	8,762	6,200	↓- 100	-	8,000	→ -	-	3,600	↓- 200	1,000
17	05.06.15	1,373.55	→ 0.00%	38,145,300	7,000	→ -	4,404	6,300	→ -	1,216	8,000	→ -	-	3,800	→ -	-
18	04.06.15	1,373.55	↓ -0.70%	75,746,700	7,000	↓- 50	10,795	6,300	↓- 100	-	8,000	→ -	-	3,800	→ -	-
19	03.06.15	1,383.22	↓ -0.19%	572,609,700	7,050	↓- 50	80,037	6,400	↑ 300	1,120	8,000	→ -	-	3,800	→ -	-
20	02.06.15	1,385.84	↑ 0.86%	668,500,900	7,100	↑ 100	61,659	6,100	↓- 200	37,987	8,000	↓- 100	-	3,800	→ -	-
21	01.06.15	1,374.06	↓ -1.48%	5,245,850	7,000	↓- 150	500	6,300	→ -	-	8,100	→ -	-	3,800	↑ 100	459
22	29.05.15	1,394.74	↑ 0.85%	677,369,400	7,150	↑ 100	93,140	6,300	↓- 200	1,013	8,100	↓- 100	-	3,700	→ -	1,000
23	28.05.15	1,382.97	↓ -0.78%	336,590,450	7,050	↓- 50	45,731	6,500	→ -	1,789	8,200	→ -	-	3,700	↓- 100	1,232
24	27.05.15	1,393.90	↓ -1.03%	246,405,000	7,100	↓- 100	33,810	6,500	↓- 100	550	8,200	↓- 100	-	3,800	→ -	-
25	26.05.15	1,408.46	↓ -0.80%	39,427,200	7,200	↓- 50	5,476	6,600	→ -	-	8,300	→ -	5	3,800	→ -	-
26	25.05.15	1,419.89	↑ 0.62%	24,720,000	7,250	↑ 50	3,000	6,600	↑ 50	450	8,300	→ -	-	3,800	→ -	-
27	22.05.15	1,411.10	↓ -0.43%	46,892,100	7,200	↓- 50	6,388	6,550	↑ 450	83	8,300	→ -	-	3,800	↓- 200	82
28	21.05.15	1,417.14	↑ 0.18%	394,104,450	7,250	→ -	26,909	6,100	↓- 200	150,729	8,300	→ -	-	4,000	↑ 200	28,034
29	20.05.15	1,414.60	↓ -0.19%	659,938,250	7,250	↓- 50	60,000	6,300	↑ 300	36,656	8,300	→ -	-	3,800	→ -	-
30	19.05.15	1,417.23	↓ -1.29%	771,460,250	7,300	↓- 50	81,872	6,000	↓- 600	28,584	8,300	→ -	-	3,800	→ -	-