

Trade Summary

LSX welcomed its new member today, LCC, with a loss in the index. The LSX composite index closed at 934.26 points, lower by 15.85 points or 1.67%. The market witnessed 17,500 shares traded.

EDL-Gen dropped 50 kip to close at 4,500 kip. On the other hand, BCEL also closed in the negative territory, losing 200 kip at 5,700 kip. Meanwhile, LWPC incurred a big loss of 500 kip to close further down at 4,800 kip. PTL shed 150 kip to finish at 1,750 kip, while SVN and PCD stayed unchanged at 2,950 kip and 1,400 kip respectively. The newly listed stock, LCC, closed at 2,600 kip without any demand left on the trading board. LCC finished its IPO subscription on 9 February 2018 and the IPO price was 2,400 kip.

Market Summary

	Last	02.03.2018	Change
LSX Index (Point)	950.11	934.26 ↓	-15.85
Trading Value (LAK)	601,055,000	50,005,000 ↓	551,050,000
Market Cap. (LAK m)	10,544,822	10,468,292 ↓	76,530
52-Week High/Low	939.22/1,128.89		

Daily Turnover by Investor Types (LAKm)

	Buy	Sell	Net purchase
Securities	38	-	38
General Corporations	-	-	-
Other institution	0	-	0
Individual	12	32 -	21
Foreigner	0	18 -	17
Total	50.005	50.005	0

Turnover by Investor Types (LAKm) (Month-to-date)

	Buy	Sell	Net purchase
General Corp	-	-	-
Individuals	588	45	542
Foreigners	23	18	5
Securities Companies	41	588 -	547
Others	0	-	0
Total	651	651	-

Trading Volume (Shares)

	Closing price	Change (LAK)	02.03.2018	Change (Shr)
EDL-GEN	4,500 ↓	50	1,000 -	1,200
BCEL	5,700 ↓	200	1,200 -	101,900
LWPC	4,800 ↓	500	100	100
PTL	1,750 ↓	150	-	-
SVN	2,950 →	-	-	-
PCD	1,400 →	-	100	-
LCC	2600 →	-	15,100	15,100
TOTAL			17500	87,900

General Information

(BOL)	
CPI	102.64
Inflation rate	0.15%
BOL Interest Rate (%) 2 weeks-1year	10.00%

Fixed Deposit Account 12 Months (For individual-BCEL)

LAK	5.72%
USD	3.40%
THB	3.15%

Foreign Exchange Rates (BCEL)

	Buy	Sell	02.03.2018
Currency			
US Dollar	8,271.00	8,311.00	
Thai Baht	263.85	265.82	
Euro	10,120.00	10,171.00	

BCEL-KT Securities Company limited
Tel : 021-265480

Opening Session

LA3000020005 EDL-Gen			LA3000010006 BCEL					
Current	4,550		Current	5,900				
Volume	0		Volume	0				
Previous Day Closing Price	4,550		Previous Day Closing Price	5,900				
Change	0		Change	0				
Turnover	0		Turnover	0				
Sell Remaining Qty	09:00:00	Buy Remaining Qty	Sell Remaining Qty	09:00:00	Buy Remaining Qty			
			1,500	6,100				
			67,000	6,000				
			12,200	5,950				
			6,300	5,900				
Exp exe Price	4,550	200	Exp exe Price	5,800	100			
	4,500	2,700		5,700	5,400			
Exp exe Qty	4,450	6,200	Exp exe Qty	5,650	3,400			
	4,400	59,900		5,600	1,000			
	4,350	49,600						
24,300	4,600	128,700	87,000	Total	9,900			
Opening Price	0		Opening Price	0				
High Price	0		High Price	0				
Low Price	0		Low Price	0				
Price Limit	5,000	4,100	Price Limit	6,450	5,350			
LA3000030004 LWPC			LA3000040003 PTL					
Current	5,300		Current	1,900				
Volume	0		Volume	0				
Previous Day Closing Price	5,300		Previous Day Closing Price	1,900				
Change	0		Change	0				
Turnover	0		Turnover	0				
Sell Remaining Qty	00:00:00	Buy Remaining Qty	Sell Remaining Qty	09:14:18	Buy Remaining Qty			
			50,200	2,000				
			1,000	1,950				
Exp exe Price			Exp exe Price					
Exp exe Qty			Exp exe Qty					
Total			51,200	Total				
Opening Price	0		Opening Price	0				
High Price	0		High Price	0				
Low Price	0		Low Price	0				
Price Limit	5,800	4,800	Price Limit	2,050	1,750			
LA3000050002 SVN		LA3000060001 PCD		LA3000070000 LCC				
Current	2,950	Current	1,400	Current	2,550			
Volume	0	Volume	0	Volume	2,400			
Previous Day Closing Price	2,950	Previous Day Closing Price	1,400	Previous Day Closing Price	2,500			
Change	0	Change	0	Change	▲ 50			
Turnover	0	Turnover	0	Turnover	5,965,000			
Sell Remaining Qty	09:00:00	Buy Remaining Qty	Sell Remaining Qty	09:00:00	Buy Remaining Qty	Sell Remaining Qty	09:11:47	Buy Remaining Qty
			300	1,500		25,500	2,700	
			9,900	1,450		24,700	2,650	
			4,700	1,400		2,500	2,600	
Exp exe Price			Exp exe Price			Exp exe Price	2,400	1,000
Exp exe Qty			Exp exe Qty			Exp exe Qty		
28,300	3,000	2,950	14,900	Total		57,100	Total	1,000
Opening Price	0		Opening Price	0		Opening Price	2,500	
High Price	0		High Price	0		High Price	2,550	
Low Price	0		Low Price	0		Low Price	2,450	
Price Limit	3,200	2,700	Price Limit	1,500	1,300	Price Limit	2,750	2,250

Closing Session

LA3000020005 EDL-Gen			LA3000010006 BCEL					
Current		4,500	Current		5,700			
Volume		1,000	Volume		1,200			
Previous Day Closing Price		4,550	Previous Day Closing Price		5,900			
Change		▼ 50	Change		▼ 200			
Turnover		4,510,000	Turnover		6,860,000			
Sell Remaining Qty	11:30:00	Buy Remaining Qty	Sell Remaining Qty	11:30:00	Buy Remaining Qty			
			1,500	6,100				
1,000	5,000		67,000	6,000				
24,300	4,600		18,800	5,950				
			6,700	5,900				
Exp exe Price	4,500	1,900	Exp exe Price	5,700	4,300			
	4,450	6,200		5,650	3,400			
Exp exe Qty	4,400	61,400	Exp exe Qty	5,600	1,000			
	4,350	49,600						
	4,300	10,100						
25,300	Total	129,200	94,000	Total	8,700			
Opening Price		4,550	Opening Price		5,900			
High Price		4,550	High Price		5,900			
Low Price		4,500	Low Price		5,700			
Price Limit	5,000	4,100	Price Limit	6,450	5,350			
LA3000030004 LWPC			LA3000040003 PTL					
Current		4,800	Current		1,750			
Volume		100	Volume		0			
Previous Day Closing Price		5,300	Previous Day Closing Price		1,900			
Change		↓ 500	Change		↓ 150			
Turnover		480,000	Turnover		0			
Sell Remaining Qty	11:30:00	Buy Remaining Qty	Sell Remaining Qty	11:30:00	Buy Remaining Qty			
1,100	4,800		50,200	2,000				
Exp exe Price			1,000	1,950				
			5,100	1,750				
Exp exe Qty			Exp exe Price					
			Exp exe Qty					
1,100	Total		56,300	Total				
Opening Price		4,800	Opening Price		1,750			
High Price		4,800	High Price		1,750			
Low Price		4,800	Low Price		1,750			
Price Limit	5,800	4,800	Price Limit	2,050	1,750			
LA3000050002 SVN			LA3000060001 PCD			LA3000070000 LCC		
Current		2,950	Current		1,400	Current		2,600
Volume		0	Volume		100	Volume		15,100
Previous Day Closing Price		2,950	Previous Day Closing Price		1,400	Previous Day Closing Price		2,500
Change		0	Change		0	Change		▲ 100
Turnover		0	Turnover		140,000	Turnover		38,015,000
Sell Remaining Qty	11:30:00	Buy Remaining Qty	Sell Remaining Qty	11:30:00	Buy Remaining Qty	Sell Remaining Qty	11:30:00	Buy Remaining Qty
27,400	3,000		900	1,500		20,000	2,750	
900	2,950		9,900	1,450		27,100	2,700	
Exp exe Price			4,600	1,400		20,400	2,650	
			Exp exe Price	1,300	500	3,100	2,600	
Exp exe Qty			Exp exe Qty			Exp exe Price		
						Exp exe Qty		
28,300	Total		15,400	Total	500	70,600	Total	
Opening Price		0	Opening Price		1,400	Opening Price		2,500
High Price		0	High Price		1,400	High Price		2,650
Low Price		0	Low Price		1,400	Low Price		2,400
Price Limit	3,200	2,700	Price Limit	1,500	1,300	Price Limit	2,750	2,250

Trading Execution
EDL-Gen

Time	Current	Change	Price Change(%)	Volume	Cumulative Volume
End RTH	4,500 ▼	-50	-1.090	0	1,000
10:33:36	4,500 ▼	-50	-1.090	800	1,000
10:33:22	4,550	0	0.000	200	200

BCEL

Time	Current	Change	Price Change(%)	Volume	Cumulative Volume
End RTH	5,700 ▼	-200	-3.380	0	1,200
10:32:41	5,700 ▼	-200	-3.380	1,100	1,200
10:17:33	5,900	0	0.000	100	100

LWPC

Time	Current	Change	Price Change(%)	Volume	Cumulative Volume
End RTH	4,800 ↓	-500	-9.430	0	100
11:04:33	4,800 ↓	-500	-9.430	100	100

PTL

Time	Current	Change	Price Change(%)	Volume	Cumulative Volume
End RTH	1,750 ↓	-150	-7.890	0	0

SVN

Time	Current	Change	Price Change(%)	Volume	Cumulative Volume
End RTH	2,950	0	0.000	0	0

PCD

Time	Current	Change	Price Change(%)	Volume	Cumulative Volume
End RTH	1,400	0	0.000	0	100
10:33:54	1,400	0	0.000	100	100

LCC

Time	Current	Change	Price Change(%)	Volume	Cumulative Volume	
End RTH	2,600 ▲	100		4,000	0	15,100
09:50:17	2,600 ▲	100		4,000	100	15,100
09:46:27	2,550 ▲	50		2,000	100	15,000
09:45:13	2,400 ▼	-100		-4,000	1,000	14,900
09:31:55	2,650 ▲	150		6,000	100	13,900
09:31:31	2,600 ▲	100		4,000	2,500	13,800
09:31:03	2,550 ▲	50		2,000	2,400	11,300
09:30:43	2,500	0		0,000	6,500	8,900
09:10:47	2,550 ▲	50		2,000	100	2,400
09:10:11	2,500	0		0,000	400	2,300
09:01:13	2,450 ▼	-50		-2,000	800	1,900
09:00:00	2,500	0		0,000	1,100	1,100

Company profile

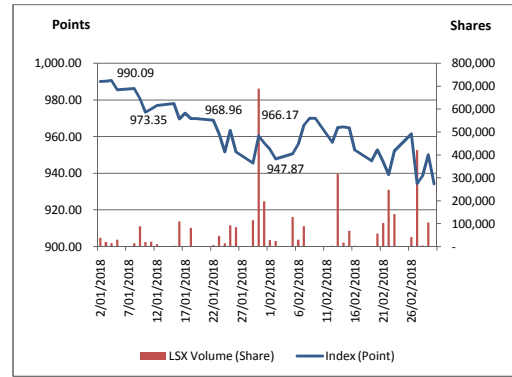
EDL-Generation Public company

Sector: Energy

Major products : Electricity

EDL-Gen

Highest of 52 weeks: **5,700 Kip**
 Lowest of 52 weeks: **4,400 Kip**
 Paid-up shares: 1,679,303,697 **Shares**
 Foreign limit for one individual not exceed 1% or 16,793,037 **Shares**
 All foreign limit not exceed 25% or 419,825,924 **Shares**
Foreign Orderable Volume: 196,809,438 Shares



Company profile

Banque Pour Le Commerce Exterieur Lao Public

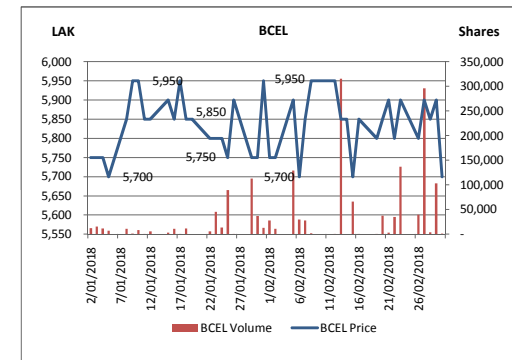
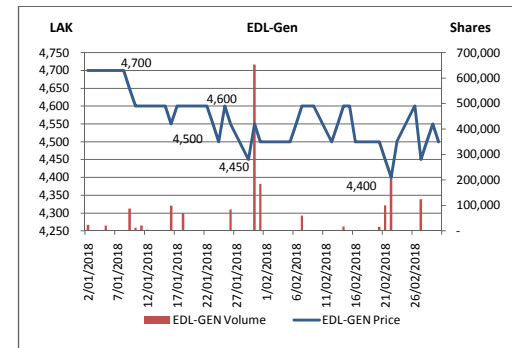
Sector: Banking

Major products : Loans, FX Exchange, L/C, L/G, Card

and Other Banking products and services

BCEL

Highest of 52 weeks: **6,200 Kip**
 Lowest of 52 weeks: **4,900 Kip**
 Paid-up shares: 207,723,300 **Shares**
 Foreign limit for one individual not exceed 2% or 4,154,466 **Shares**
 All foreign limit not exceed 20% or 41,544,660 **Shares**
Foreign Orderable Volume: 24,609,187 Shares



Company profile

Lao World Public Company (LWPC)

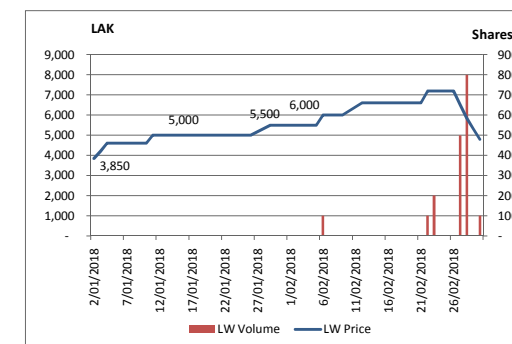
Sector: Property

Major business : trade, exhibition and convention center, Supermarket,

cinema, bowling and other

LWPC

Highest of 52 weeks: **9,100 Kip**
 Lowest of 52 weeks: **3,850 Kip**
 Paid-up shares: 39,560,909 **Shares**
Foreign Orderable Volume: 39,192,274 Shares



Company profile

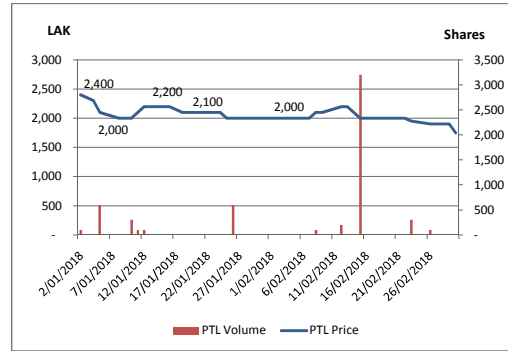
Petroleum Trading Lao Public Company (PTL)

Sector: Trading

Major business : Importing and distributing fuels and petroleum products in full range service throughout Lao PDR

PTL

Highest of 52 weeks: **2,500 Kip**
 Lowest of 52 weeks: **1,800 Kip**
 Paid-up shares: 235,000,000 Shares
Foreign Orderable Volume: 205,204,493 Shares



Company profile

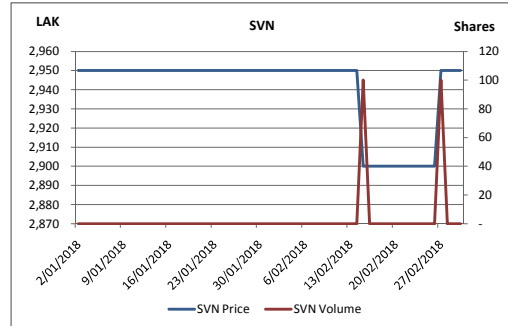
Souvanny Home Center Public Company (PTL)

Sector: Trading

Major business : Importing and distributing construction materials and home decoration through showroom in Lao PDR

SVN

Highest of 52 weeks: **3,100 Kip**
 Lowest of 52 weeks: **2,650 Kip**
 Paid-up shares: 165,000,000 Shares
Foreign Orderable Volume: 158,069,944 Shares



Company profile

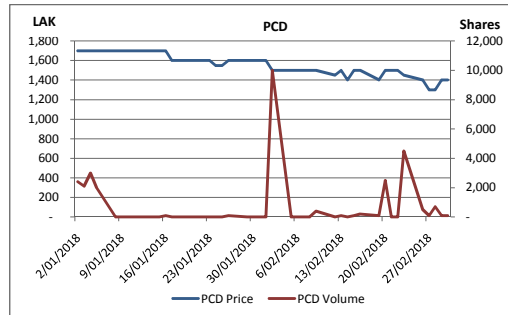
Phousy Construction and Development Public (PCD)

Sector: Construction

Major business : Design, Engineering, Procurement and construction. decoration through showroom in Lao PDR

PCD

Highest of 52 weeks: **1,900 Kip**
 Lowest of 52 weeks: **1,250 Kip**
 Paid-up shares: 582,000,000 Shares
Foreign Orderable Volume: 579,731,200 Shares



Company profile

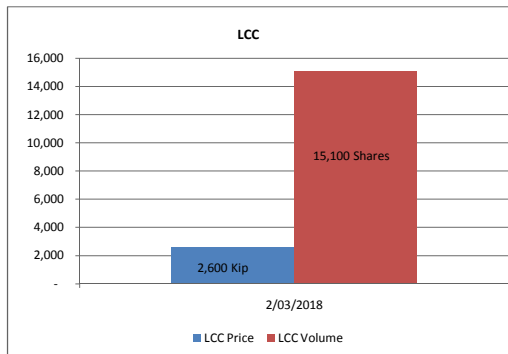
Lao Cement Public Company (LCC)

Sector: Construction materials

Major business: production and sales of cement and other related cement products

PCD

Highest of 52 weeks: **2,650 Kip**
 Lowest of 52 weeks: **2,400 Kip**
 Paid-up shares: 40,004,000 ຜູ້
Foreign Orderable Volume: 35,707,000 ຜູ້



Last 30 days trading information / ຂໍ້ມູນການຊື້-ຂາຍຮຸ້ນ 30 ວັນ (ຄົນຫຼັງ)

No. ລະດັບ	Date ວັນທີ	Index / ດັດຊະນີ			EDL-GEN / ຕ-ໝຸ່ມ			BCEL / ຫລວງ			LWPC/ລາວເວີນ		
		Current Index ດັດຊະນີ	Change ປ່ຽນແປງ (%)	Trading Value ມູນຄ່າການຊື້-ຂາຍ (Kip)	Closing Price ລາຄາຕາຍົດ (Kip)	Change ປ່ຽນແປງ (Kip)	Trading Volume ປະລິມານການ ຊື້-ຂາຍຮຸ້ນ	Closing Price ລາຄາຕາຍົດ (Kip)	Change ປ່ຽນແປງ (Kip)	Trading Volume ປະລິມານການ ຊື້-ຂາຍຮຸ້ນ	Closing Price ລາຄາຕາຍົດ (Kip)	Change ປ່ຽນແປງ (Kip)	Trading Volume ປະລິມານການ ຊື້-ຂາຍຮຸ້ນ
1	02.03.18	934.26	↘ -1.67%	50,005,000	4,500	↘ 50	1,000	5,700	↘ 200	1,200	4,800	↘ 500	100
2	01.03.18	950.11	↗ 1.22%	601,055,000	4,550	↗ 50	2,200	5,900	↗ 50	103,100	5,300	↘ 550	-
3	28.02.18	938.63	↗ 0.45%	26,945,000	4,500	↗ 50	-	5,850	↘ 50	3,700	5,850	↘ 650	800
4	27.02.18	934.43	↘ -2.82%	2,251,195,000	4,450	↘ 150	124,600	5,900	↗ 100	296,200	6,500	↘ 700	500
5	26.02.18	961.53	↗ 0.98%	236,315,000	4,600	↗ 100	1,500	5,800	↘ 100	39,400	7,200	↗ -	-
6	23.02.18	952.20	↗ 1.38%	800,670,000	4,500	↗ 100	-	5,900	↗ 100	136,600	7,200	↗ -	200
7	22.02.18	939.22	↘ -0.75%	1,140,945,000	4,400	↘ 50	211,800	5,800	↘ 100	35,300	7,200	↗ 600	100
8	21.02.18	946.33	↘ -0.68%	461,380,000	4,450	↘ 50	100,000	5,900	↗ 50	3,200	6,600	↗ -	-
9	20.02.18	952.79	↗ 0.64%	291,225,000	4,500	↗ -	16,000	5,850	↗ 50	37,800	6,600	↗ -	-
10	19.02.18	946.77	↘ -0.63%	1,310,000	4,500	↗ -	-	5,800	↘ 50	200	6,600	↗ -	-
11	16.02.18	952.79	↘ -1.24%	15,965,000	4,500	↘ 100	3,300	5,850	↗ 150	100	6,600	↗ -	-
12	15.02.18	964.79	↘ -0.04%	385,265,000	4,600	↗ -	200	5,700	↘ 150	66,200	6,600	↗ -	-
13	14.02.18	965.21	↗ 0.02%	79,580,000	4,600	↗ 50	17,300	5,850	↗ -	-	6,600	↗ -	-
14	13.02.18	965.01	↗ 0.85%	1,814,130,000	4,550	↗ 50	400	5,850	↘ 100	315,500	6,600	↗ -	-
15	12.02.18	956.91	↘ -1.36%	14,505,000	4,500	↘ 100	2,200	5,950	↗ -	700	6,600	↗ 600	-
16	09.02.18	970.06	↗ 0.00%	1,520,000	4,600	↗ -	200	5,950	↗ -	-	6,000	↗ -	-
17	08.02.18	970.06	↗ 0.40%	13,315,000	4,600	↗ -	700	5,950	↗ 100	1,700	6,000	↗ -	-
18	07.02.18	966.17	↗ 1.06%	425,280,000	4,600	↗ 50	60,400	5,850	↗ 150	27,600	6,000	↗ -	-
19	06.02.18	956.06	↗ 0.57%	172,170,000	4,550	↗ 50	-	5,700	↘ 200	30,100	6,000	↗ 500	100
20	05.02.18	950.60	↗ 0.29%	737,795,000	4,500	↗ -	-	5,900	↗ 150	129,300	5,500	↗ -	-
21	02.02.18	947.87	↘ -0.54%	95,350,000	4,500	↗ -	3,800	5,750	↗ -	11,000	5,500	↗ -	-
22	01.02.18	952.98	↘ -0.38%	161,795,000	4,500	↗ -	-	5,750	↘ 200	28,100	5,500	↗ -	-
23	31.01.18	956.62	↘ -0.39%	915,340,000	4,500	↘ 50	184,600	5,950	↗ 200	13,100	5,500	↗ -	-
24	30.01.18	960.35	↗ 1.56%	3,182,745,000	4,550	↗ 100	653,000	5,750	↗ -	36,800	5,500	↗ -	-
25	29.01.18	945.61	↘ -0.64%	656,630,000	4,450	↗ 100	1,900	5,750	↘ 150	112,700	5,500	↗ 500	-
26	26.01.18	951.66	↘ -1.22%	383,190,000	4,550	↘ 50	83,800	5,900	↗ 150	100	5,000	↗ -	-
27	25.01.18	963.43	↗ 1.24%	524,840,000	4,600	↗ 100	2,900	5,750	↘ 50	89,400	5,000	↗ -	-
28	24.01.18	951.66	↘ -1.03%	81,860,000	4,500	↘ 50	400	5,800	↗ -	13,800	5,000	↗ -	-
29	23.01.18	961.59	↘ -0.76%	265,355,000	4,550	↘ 50	700	5,800	↗ -	45,400	5,000	↗ -	-
30	22.01.18	968.96	↘ -0.09%	35,785,000	4,600	↗ -	200	5,800	↘ 50	6,000	5,000	↗ -	-

No. ລະດັບ	Date ວັນທີ	PTL/ປທລ			SVN/ສວນ			PCD/ພກບ			LCC/ລຊມ						
		Closing Price ລາຄາປິດ (Kip)	Change ປ່ຽນແປງ (Kip)	Trading Volume ປະລິມານການ ຊື້-ຂາຍຮຸ້ນ	Closing Price ລາຄາປິດ (Kip)	Change ປ່ຽນແປງ (Kip)	Trading Volume ປະລິມານການ ຊື້-ຂາຍຮຸ້ນ	Closing Price ລາຄາປິດ (Kip)	Change ປ່ຽນແປງ (Kip)	Trading Volume ປະລິມານການ ຊື້-ຂາຍຮຸ້ນ	Closing Price ລາຄາປິດ (Kip)	Change ປ່ຽນແປງ (Kip)	Trading Volume ປະລິມານການ ຊື້-ຂາຍຮຸ້ນ				
1	02.03.18	1,750	↔--	150	-	2,950	↔	-	-	1,400	↔	-	100	2,600	↔	-	15,100
2	01.03.18	1,900	↔	-	-	2,950	↔	-	-	1,400	↔	100	100	-	↔	-	-
3	28.02.18	1,900	↔	-	-	2,950	↔	-	-	1,300	↔	-	700	-	↔	-	-
4	27.02.18	1,900	↔	-	-	2,950	↔	50	100	1,300	↔--	100	100	-	↔	-	-
5	26.02.18	1,900	↔--	50	100	2,900	↔	-	-	1,400	↔--	50	500	-	↔	-	-
6	23.02.18	1,950	↔--	50	300	2,900	↔	-	-	1,450	↔--	50	4,500	-	↔	-	-
7	22.02.18	2,000	↔	-	-	2,900	↔	-	-	1,500	↔	-	-	-	↔	-	-
8	21.02.18	2,000	↔	-	-	2,900	↔	-	-	1,500	↔	-	-	-	↔	-	-
9	20.02.18	2,000	↔	-	-	2,900	↔	-	-	1,500	↔	100	2,500	-	↔	-	-
10	19.02.18	2,000	↔	-	-	2,900	↔	-	-	1,400	↔--	100	100	-	↔	-	-
11	16.02.18	2,000	↔	-	-	2,900	↔	-	-	1,500	↔	-	200	-	↔	-	-
12	15.02.18	2,000	↔--	100	3,200	2,900	↔--	50	100	1,500	↔	100	100	-	↔	-	-
13	14.02.18	2,100	↔--	100	-	2,950	↔	-	-	1,400	↔--	100	-	-	↔	-	-
14	13.02.18	2,200	↔	-	-	2,950	↔	-	-	1,500	↔	50	100	-	↔	-	-
15	12.02.18	2,200	↔	100	200	2,950	↔	-	-	1,450	↔--	50	-	-	↔	-	-
16	09.02.18	2,100	↔	-	-	2,950	↔	-	-	1,500	↔	-	400	-	↔	-	-
17	08.02.18	2,100	↔	100	100	2,950	↔	-	-	1,500	↔	-	-	-	↔	-	-
18	07.02.18	2,000	↔	-	-	2,950	↔	-	-	1,500	↔	-	-	-	↔	-	-
19	06.02.18	2,000	↔	-	-	2,950	↔	-	-	1,500	↔	-	-	-	↔	-	-
20	05.02.18	2,000	↔	-	-	2,950	↔	-	-	1,500	↔	-	-	-	↔	-	-
21	02.02.18	2,000	↔	-	-	2,950	↔	-	-	1,500	↔--	100	10,000	-	↔	-	-
22	01.02.18	2,000	↔	-	-	2,950	↔	-	-	1,600	↔	-	-	-	↔	-	-
23	31.01.18	2,000	↔	-	-	2,950	↔	-	-	1,600	↔	-	-	-	↔	-	-
24	30.01.18	2,000	↔	-	-	2,950	↔	-	-	1,600	↔	-	-	-	↔	-	-
25	29.01.18	2,000	↔	-	-	2,950	↔	-	-	1,600	↔	-	-	-	↔	-	-
26	26.01.18	2,000	↔	-	600	2,950	↔	-	-	1,600	↔	50	100	-	↔	-	-
27	25.01.18	2,000	↔--	100	-	2,950	↔	-	-	1,550	↔	-	-	-	↔	-	-
28	24.01.18	2,100	↔	-	-	2,950	↔	-	-	1,550	↔--	50	-	-	↔	-	-
29	23.01.18	2,100	↔	-	-	2,950	↔	-	-	1,600	↔	-	-	-	↔	-	-
30	22.01.18	2,100	↔	-	-	2,950	↔	-	-	1,600	↔	-	-	-	↔	-	-