

## Trade Summary

On Monday, Lao Securities Exchange continued the bearish trend, setting new low record at 914.70 points, falling by 19.56 points, as most of trading stock closed in red. The market reported to have around 114 million kip of daily turnover from total 22,400 shares traded.

LWPC kept falling for 5 days in a row, losing 450 kip of its closing price to 4,350 kip, following by PTL which went downward for two consecutive days to 1,600 kip. EDL-Gen also lost another 100 kip to register at its year to date lowest price at 4,400 kip. Meanwhile, other three stocks such as SVN, PCD, and LCC closed without matching at 2,950 kip, 1,400 kip and 2,500 kip respectively.

## Market Summary

	Last	05.03.2018	Change
LSX Index (Point)	934.26	914.70 ↓	-19.56
Trading Value (LAK)	50,005,000	113,645,000 ↑	63,640,000
Market Cap. (LAK m)	10,747,592	10,522,609 ↓	224,983
52-Week High/Low	914.70/1,128.89		

## Daily Turnover by Investor Types (LAKm)

	Buy	Sell	Net purchase
Securities	-	-	-
General Corporations	-	-	-
Other institution	-	-	-
Individual	113	60	53
Foreigner	1	54 -	53
<b>Total</b>	<b>113.645</b>	<b>113.645</b>	<b>0</b>

## Turnover by Investor Types (LAKm) (Month-to-date)

	Buy	Sell	Net purchase
General Corp	-	-	-
Individuals	701	105	595
Foreigners	23	71 -	48
Securities Companies	41	588 -	547
Others	0	-	0
<b>Total</b>	<b>765</b>	<b>765</b>	<b>-</b>

## Trading Volume (Shares)

	Closing price	Change (LAK)	05.03.2018	Change (Shr)
EDL-GEN	4,400 ↓	100	8,600	7,600
BCEL	5,700 ↗	-	12,500	11,300
LWPC	4,350 ↓	450	700	600
PTL	1,600 ↓	150	600	600
SVN	2,950 ↗	-	-	-
PCD	1,400 ↗	-	-	100
LCC	2500 ↓	100	-	15,100
<b>TOTAL</b>			<b>22400</b>	<b>4,900</b>

## General Information

(BOL)	
CPI	102.64
Inflation rate	0.16%
BOL Interest Rate (%) 2 weeks-1year	10.00%
Fixed Deposit Account 12 Months (For individual-BCEL)	
LAK	5.72%
USD	3.40%
THB	3%

## Foreign Exchange Rates (BCEL)

	05.03.2018	
Currency	Buy	Sell
US Dollar	8,268.00	8,308.00
Thai Baht	264.17	266.15
Euro	10172	10223

BCEL-KT Securities Company limited

Tel : 021-265480

Date	Daily Trading Summary						
05.03.2018	EDL-Gen	BCEL	LWPC	PTL	SVN	PCD	LCC
Current Price (Kip)	4,400	5,700	4,350	1,600	2,950	1,400	2,500
Change (Kip)	- 100	-	- 450	- 150	-	-	- 100
High Price (Kip)	4,500	5,700	5,200	1,600	-	-	2,500
Low Price (Kip)	4,400	5,700	4,350	1,600	-	-	2,500
Turnover (Kip)	38,305,000	71,250,000	3,130,000	960,000	-	-	-
Volume (Shares)	8,600	12,500	700	600	-	-	-
Sell Remaining Quantity (Shares)	24,900	61,700	400	7,500	28,300	14,800	74,800
Buy Remaining Quantity (Shares)	122,800	63,500	-	-	-	-	-

**EDL-Gen**

Time	Current	Change	Price Change(%)	Volume	Cumulative Volume
End RTH	4,400 ▼	-100	-2.220	0	8,600
10:40:55	4,400 ▼	-100	-2.220	2,900	8,600
10:40:44	4,450 ▼	-50	-1.110	2,100	5,700
10:36:29	4,500	0	0.000	300	3,600
09:55:05	4,500	0	0.000	400	3,300
09:47:47	4,500	0	0.000	2,900	2,900

**BCEL**

Time	Current	Change	Price Change(%)	Volume	Cumulative Volume
End RTH	5,700	0	0.000	0	12,500
11:15:11	5,700	0	0.000	100	12,500
10:27:57	5,700	0	0.000	1,100	12,400
10:12:51	5,700	0	0.000	4,000	11,300
09:47:39	5,700	0	0.000	800	7,300
09:46:00	5,700	0	0.000	2,900	6,500
09:45:10	5,700	0	0.000	500	3,600
09:00:00	5,700	0	0.000	3,100	3,100

**LWPC**

Time	Current	Change	Price Change(%)	Volume	Cumulative Volume
End RTH	4,350 ↓	-450	-9.370	0	700
11:12:13	4,350 ↓	-450	-9.370	500	700
10:58:50	4,350 ↓	-450	-9.370	100	200
10:52:17	5,200 ▲	400	8.330	100	100

PTL

Time	Current	Change	Price Change(%)	Volume	Cumulative Volume
End RTH	1,600 ↓	-150	-8.570	0	600
11:14:04	1,600 ↓	-150	-8.570	200	600
10:36:54	1,600 ↓	-150	-8.570	400	400

SVN

Time	Current	Change	Price Change(%)	Volume	Cumulative Volume
End RTH	2,950	0	0.000	0	0

**/PCD**

Time	Current	Change	Price Change(%)	Volume	Cumulative Volume
End RTH	1,400	0	0.000	0	0

**LCC**

Time	Current	Change	Price Change(%)	Volume	Cumulative Volume
End RTH	2,500 ▼	-100	-3.840	0	0

**Company profile**

EDL-Generation Public company

Sector: Energy

Major products : Electricity

**EDL-Gen**

Highest of 52 weeks: **5,700 Kip**

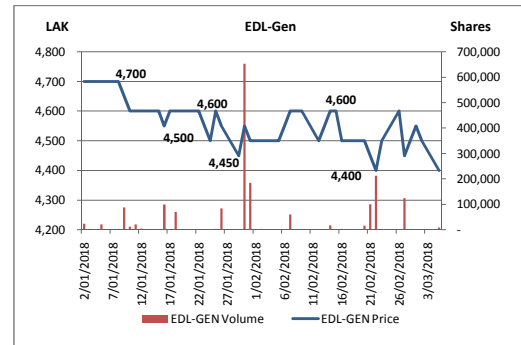
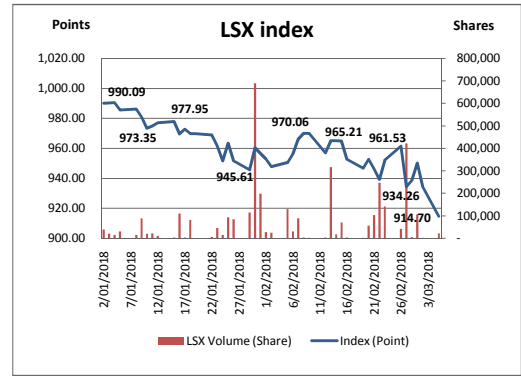
Lowest of 52 weeks: **4,400 Kip**

Paid-up shares: **1,679,303,697 Shares**

Foreign limit for one individual not exceed 1% or **16,793,037 Shares**

All foreign limit not exceed 25% or **419,825,924 Shares**

**Foreign Orderable Volume: 196,809,438 Shares**



**Company profile**

Banque Pour Le Commerce Exterieur Lao Public

Sector: Banking

Major products : Loans, FX Exchange, L/C, L/G, Card and Other Banking products and services

**BCEL**

Highest of 52 weeks: **6,200 Kip**

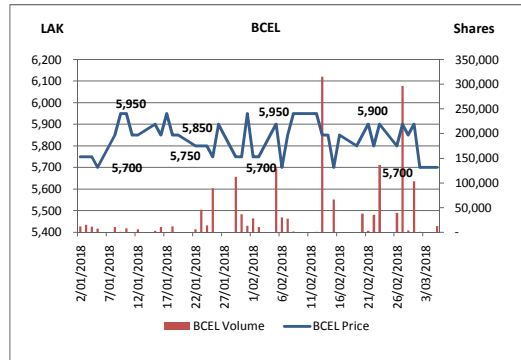
Lowest of 52 weeks: **4,900 Kip**

Paid-up shares: **207,723,300 Shares**

Foreign limit for one individual not exceed 2% or **4,154,466 Shares**

All foreign limit not exceed 20% or **41,544,660 Shares**

**Foreign Orderable Volume: 24,609,187 Shares**



**Company profile**

Lao World Public Company (LWPC)

Sector: Property

Major business : trade, exhibition and convention center, Supermarket, cinema, bowling and other

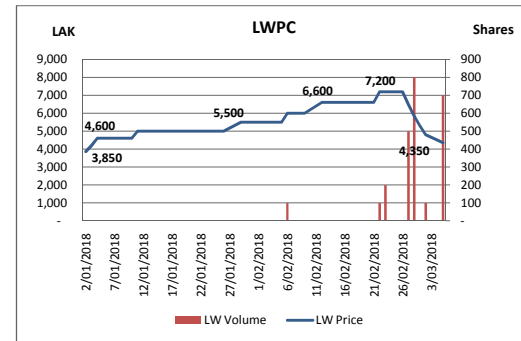
**LWPC**

Highest of 52 weeks: **9,100 Kip**

Lowest of 52 weeks: **3,850 Kip**

Paid-up shares: **39,560,909 Shares**

**Foreign Orderable Volume: 39,192,274 Shares**



**Company profile**

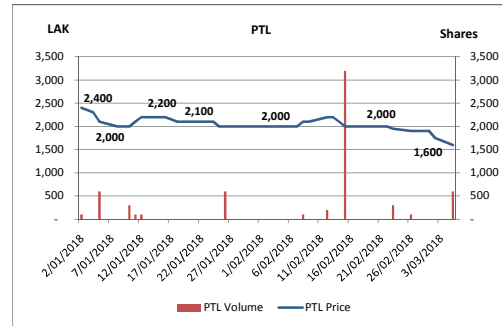
Petroleum Trading Lao Public Company (PTL)

Sector: Trading

Major business : Importing and distributing fuels and petroleum products in full range service throughout Lao PDR

**PTL**

Highest of 52 weeks: **2,500 Kip**  
Lowest of 52 weeks: **1,600 Kip**  
Paid-up shares: 235,000,000 Shares  
**Foreign Orderable Volume:** 205,204,493 Shares



**Company profile**

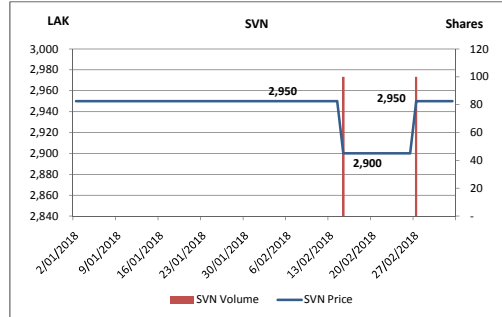
Souvanny Home Center Public Company (PTL)

Sector: Trading

Major business : Importing and distributing construction materials and home decoration through showroom in Lao PDR

**SVN**

Highest of 52 weeks: **3,100 Kip**  
Lowest of 52 weeks: **2,650 Kip**  
Paid-up shares: 165,000,000 Shares  
**Foreign Orderable Volume:** 158,069,944 Shares



**Company profile**

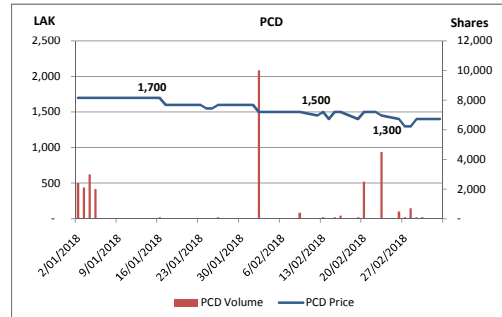
Phousy Construction and Development Public (PCD)

Sector: Construction

Major business : Design, Engineering, Procurement and construction. decoration through showroom in Lao PDR

**PCD**

Highest of 52 weeks: **1,900 Kip**  
Lowest of 52 weeks: **1,250 Kip**  
Paid-up shares: 582,000,000 Shares  
**Foreign Orderable Volume:** 579,731,200 Shares



**Company profile**

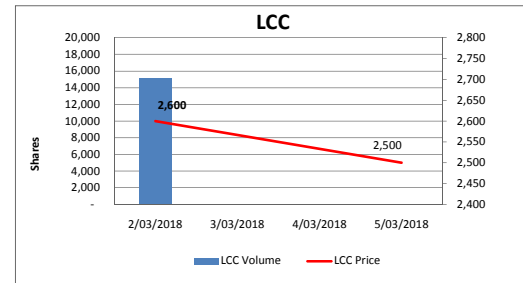
Lao Cement Public Company (LCC)

Sector: Construction materials

Major business: production and sales of cement and other related cement products

**LCC**

Highest of 52 weeks: **2,600 ກີບ**  
Lowest of 52 weeks: **2,500 ກີບ**  
Paid-up shares: 40,004,000 ສູ້ນ  
**Foreign Orderable Volume:** 35,707,000 ສູ້ນ



Last 30 days trading information / ຂໍ້ມູນການຊື້-ຂາຍຮຸ້ນ 30 ວັນ (ຄົນຫຼັງ)

No. ລະດັບ	Date ວັນທີ	Index / ດັດຊະນີ			EDL-GEN / ຕ-ໝຸ່ມ			BCEL / ຫລວດລ			LWPC/ລາວເວີນ					
		Current Index ດັດຊະນີ	Change ປ່ຽນແປງ (%)	Trading Value ມູນຄ່າການຊື້-ຂາຍ (Kip)	Closing Price ລາຄາຕາຍົດ (Kip)	Change ປ່ຽນແປງ (Kip)	Trading Volume ປະລິມານການ ຊື້-ຂາຍຮຸ້ນ	Closing Price ລາຄາຕາຍົດ (Kip)	Change ປ່ຽນແປງ (Kip)	Trading Volume ປະລິມານການ ຊື້-ຂາຍຮຸ້ນ	Closing Price ລາຄາຕາຍົດ (Kip)	Change ປ່ຽນແປງ (Kip)	Trading Volume ປະລິມານການ ຊື້-ຂາຍຮຸ້ນ			
1	05.03.18	914.70	↘ -2.09%	113,645,000	4,400	↘-	100	8,600	5,700	↘-	-	12,500	4,350	↘-	450	700
2	02.03.18	934.26	↘ -1.67%	50,005,000	4,500	↘-	50	1,000	5,700	↘-	200	1,200	4,800	↘-	500	100
3	01.03.18	950.11	↗ 1.22%	601,055,000	4,550	↗	50	2,200	5,900	↗	50	103,100	5,300	↘-	550	-
4	28.02.18	938.63	↗ 0.45%	26,945,000	4,500	↗	50	-	5,850	↘-	50	3,700	5,850	↘-	650	800
5	27.02.18	934.43	↘ -2.82%	2,251,195,000	4,450	↘-	150	124,600	5,900	↗	100	296,200	6,500	↘-	700	500
6	26.02.18	961.53	↗ 0.98%	236,315,000	4,600	↗	100	1,500	5,800	↘-	100	39,400	7,200	↘-	-	-
7	23.02.18	952.20	↗ 1.38%	800,670,000	4,500	↗	100	-	5,900	↗	100	136,600	7,200	↘-	-	200
8	22.02.18	939.22	↘ -0.75%	1,140,945,000	4,400	↘-	50	211,800	5,800	↘-	100	35,300	7,200	↗	600	100
9	21.02.18	946.33	↘ -0.68%	461,380,000	4,450	↘-	50	100,000	5,900	↗	50	3,200	6,600	↘-	-	-
10	20.02.18	952.79	↗ 0.64%	291,225,000	4,500	↘-	-	16,000	5,850	↗	50	37,800	6,600	↘-	-	-
11	19.02.18	946.77	↘ -0.63%	1,310,000	4,500	↘-	-	-	5,800	↘-	50	200	6,600	↘-	-	-
12	16.02.18	952.79	↘ -1.24%	15,965,000	4,500	↘-	100	3,300	5,850	↗	150	100	6,600	↘-	-	-
13	15.02.18	964.79	↘ -0.04%	385,265,000	4,600	↘-	-	200	5,700	↘-	150	66,200	6,600	↘-	-	-
14	14.02.18	965.21	↗ 0.02%	79,580,000	4,600	↗	50	17,300	5,850	↘-	-	-	6,600	↘-	-	-
15	13.02.18	965.01	↗ 0.85%	1,814,130,000	4,550	↗	50	400	5,850	↘-	100	315,500	6,600	↘-	-	-
16	12.02.18	956.91	↘ -1.36%	14,505,000	4,500	↘-	100	2,200	5,950	↘-	-	700	6,600	↗	600	-
17	09.02.18	970.06	↘ 0.00%	1,520,000	4,600	↘-	-	200	5,950	↘-	-	-	6,000	↘-	-	-
18	08.02.18	970.06	↗ 0.40%	13,315,000	4,600	↘-	-	700	5,950	↗	100	1,700	6,000	↘-	-	-
19	07.02.18	966.17	↗ 1.06%	425,280,000	4,600	↗	50	60,400	5,850	↗	150	27,600	6,000	↘-	-	-
20	06.02.18	956.06	↗ 0.57%	172,170,000	4,550	↗	50	-	5,700	↘-	200	30,100	6,000	↗	500	100
21	05.02.18	950.60	↗ 0.29%	737,795,000	4,500	↘-	-	-	5,900	↗	150	129,300	5,500	↘-	-	-
22	02.02.18	947.87	↘ -0.54%	95,350,000	4,500	↘-	-	3,800	5,750	↘-	-	11,000	5,500	↘-	-	-
23	01.02.18	952.98	↘ -0.38%	161,795,000	4,500	↘-	-	-	5,750	↘-	200	28,100	5,500	↘-	-	-
24	31.01.18	956.62	↘ -0.39%	915,340,000	4,500	↘-	50	184,600	5,950	↗	200	13,100	5,500	↘-	-	-
25	30.01.18	960.35	↗ 1.56%	3,182,745,000	4,550	↗	100	653,000	5,750	↘-	-	36,800	5,500	↘-	-	-
26	29.01.18	945.61	↘ -0.64%	656,630,000	4,450	↘-	100	1,900	5,750	↘-	150	112,700	5,500	↗	500	-
27	26.01.18	951.66	↘ -1.22%	383,190,000	4,550	↘-	50	83,800	5,900	↗	150	100	5,000	↘-	-	-
28	25.01.18	963.43	↗ 1.24%	524,840,000	4,600	↗	100	2,900	5,750	↘-	50	89,400	5,000	↘-	-	-
29	24.01.18	951.66	↘ -1.03%	81,860,000	4,500	↘-	50	400	5,800	↘-	-	13,800	5,000	↘-	-	-
30	23.01.18	961.59	↘ -0.76%	265,355,000	4,550	↘-	50	700	5,800	↘-	-	45,400	5,000	↘-	-	-



No. ລະດັບ	Date ວັນທີ	PTL/ປທລ			SVN/ສວນ			PCD/ພກບ			LCC/ລຊມ						
		Closing Price ລາຄາຫາຍືດ (Kip)	Change ປ່ຽນແປງ (Kip)	Trading Volume ປະລິມານການ ຊື້-ຂາຍຮຸ້ນ	Closing Price ລາຄາຫາຍືດ (Kip)	Change ປ່ຽນແປງ (Kip)	Trading Volume ປະລິມານການ ຊື້-ຂາຍຮຸ້ນ	Closing Price ລາຄາຫາຍືດ (Kip)	Change ປ່ຽນແປງ (Kip)	Trading Volume ປະລິມານການ ຊື້-ຂາຍຮຸ້ນ	Closing Price ລາຄາຫາຍືດ (Kip)	Change ປ່ຽນແປງ (Kip)	Trading Volume ປະລິມານການ ຊື້-ຂາຍຮຸ້ນ				
1	05.03.18	1,600	↔--	150	600	2,950	↔	-	-	1,400	↔	-	-	2,500	↔--	100	-
2	02.03.18	1,750	↔--	150	-	2,950	↔	-	-	1,400	↔	-	100	2,600	↔	-	15,100
3	01.03.18	1,900	↔	-	-	2,950	↔	-	-	1,400	↔	100	100	-	↔	-	-
4	28.02.18	1,900	↔	-	-	2,950	↔	-	-	1,300	↔	-	700	-	↔	-	-
5	27.02.18	1,900	↔	-	-	2,950	↔	50	100	1,300	↔--	100	100	-	↔	-	-
6	26.02.18	1,900	↔--	50	100	2,900	↔	-	-	1,400	↔--	50	500	-	↔	-	-
7	23.02.18	1,950	↔--	50	300	2,900	↔	-	-	1,450	↔--	50	4,500	-	↔	-	-
8	22.02.18	2,000	↔	-	-	2,900	↔	-	-	1,500	↔	-	-	-	↔	-	-
9	21.02.18	2,000	↔	-	-	2,900	↔	-	-	1,500	↔	-	-	-	↔	-	-
10	20.02.18	2,000	↔	-	-	2,900	↔	-	-	1,500	↔	-	-	-	↔	-	-
11	19.02.18	2,000	↔	-	-	2,900	↔	-	-	1,400	↔--	100	100	-	↔	-	-
12	16.02.18	2,000	↔	-	-	2,900	↔	-	-	1,500	↔	-	200	-	↔	-	-
13	15.02.18	2,000	↔--	100	3,200	2,900	↔--	50	100	1,500	↔	100	100	-	↔	-	-
14	14.02.18	2,100	↔--	100	-	2,950	↔	-	-	1,400	↔--	100	-	-	↔	-	-
15	13.02.18	2,200	↔	-	-	2,950	↔	-	-	1,500	↔	50	100	-	↔	-	-
16	12.02.18	2,200	↔	100	200	2,950	↔	-	-	1,450	↔--	50	-	-	↔	-	-
17	09.02.18	2,100	↔	-	-	2,950	↔	-	-	1,500	↔	-	400	-	↔	-	-
18	08.02.18	2,100	↔	100	100	2,950	↔	-	-	1,500	↔	-	-	-	↔	-	-
19	07.02.18	2,000	↔	-	-	2,950	↔	-	-	1,500	↔	-	-	-	↔	-	-
20	06.02.18	2,000	↔	-	-	2,950	↔	-	-	1,500	↔	-	-	-	↔	-	-
21	05.02.18	2,000	↔	-	-	2,950	↔	-	-	1,500	↔	-	-	-	↔	-	-
22	02.02.18	2,000	↔	-	-	2,950	↔	-	-	1,500	↔--	100	10,000	-	↔	-	-
23	01.02.18	2,000	↔	-	-	2,950	↔	-	-	1,600	↔	-	-	-	↔	-	-
24	31.01.18	2,000	↔	-	-	2,950	↔	-	-	1,600	↔	-	-	-	↔	-	-
25	30.01.18	2,000	↔	-	-	2,950	↔	-	-	1,600	↔	-	-	-	↔	-	-
26	29.01.18	2,000	↔	-	-	2,950	↔	-	-	1,600	↔	-	-	-	↔	-	-
27	26.01.18	2,000	↔	-	600	2,950	↔	-	-	1,600	↔	50	100	-	↔	-	-
28	25.01.18	2,000	↔--	100	-	2,950	↔	-	-	1,550	↔	-	-	-	↔	-	-
29	24.01.18	2,100	↔	-	-	2,950	↔	-	-	1,550	↔--	50	-	-	↔	-	-
30	23.01.18	2,100	↔	-	-	2,950	↔	-	-	1,600	↔	-	-	-	↔	-	-