

## Trade Summary

LSX reversed gains on Tuesday, losing 27.10 points or 2.82% to close at 934.43 points. The index was heavily weighed down by EDL-Gen, LWPC and PCD. The market hosted the exchange of more than 421 thousand shares and generated the market value of more than 2,251.195 million kip. The most actively traded stock today was BCEL, which also rose by 100 kip. BCEL closed at 5,900 kip with 296,200 shares traded, worth 1,692.845 million kip. Meanwhile, EDL-Gen lost 150 kip to hit 4,450 kip. The electricity stock witnessed 124,600 shares changed hands. The other two losers of the day, LWPC and PCD, shed 700 kip and 100 kip and closed at 6,500 kip and 1,300 kip respectively. PTL closed unchanged at 1,900 kip, while SVN rose 50 kip to finish at 2,950 kip.

## Market Summary

	Last	27.02.2018	Change
LSX Index (Point)	961.53	934.43 ↓	-27.1
Trading Value (LAK)	236,315,000	2,251,195,000 ↑	2,014,880,000
Market Cap. (LAK m)	10,258,786	9,981,105 ↓	277,680
52-Week High/Low	939.22/1,128.89		

## Daily Turnover by Investor Types (LAKm)

	Buy	Sell	Net purchase
Securities	1,027	1,669 -	643
General Corporations	-	-	-
Other institution	-	-	-
Individual	663	24	639
Foreigner	562	558	3
<b>Total</b>	<b>2251.195</b>	<b>2251.195</b>	<b>0</b>

## Turnover by Investor Types (LAKm) (Month-to-date)

	Buy	Sell	Net purchase
General Corp	169	-	169
Individuals	3,620	490	3,129
Foreigners	4,120	2,281	1,839
Securities Companies	1,165	6,329 -	5,163
Others	25	-	25
<b>Total</b>	<b>9,100</b>	<b>9,100</b>	<b>-</b>

## Trading Volume (Shares)

	Closing price	Change (LAK)	27.02.2018	Change (Shr)
EDL-GEN	4,450 ↓	150	124,600	123,100
BCEL	5,900 ↑	100	296,200	256,800
LWPC	6,500 ↓	700	500	500
PTL	1,900 →	-	-	100
SVN	2,950 ↑	50	100	100
PCD	1,300 ↓	100	100 -	400
<b>TOTAL</b>			<b>421,500</b>	<b>380,000</b>

## General News

Dec-17 (BOL)	
CPI	102.64
Inflation rate	0.15%
BOL Interest Rate (%) 2 weeks-1year	10.00%

## Fixed Deposit Account 12 Months (For individual-BCEL)

LAK	5.72%
USD	3.40%
THB	3.15%

## Foreign Exchange Rates (BCEL)

	27.02.2018	
Currency	Buy	Sell
US Dollar	8,266.00	8,306.00
Thai Baht	265.38	267.37
Euro	10,167.00	10,218.00

BCEL-KT Securities Company limited  
Tel : 021-265480

**Opening Session**

LA3000020005 EDL-Gen			LA3000010006 BCEL			LA3000030004 LWPC		
Current		4,500	Current		5,800	Current		7,200
Volume		1,000	Volume		0	Volume		0
Previous Day Closing Price		4,600	Previous Day Closing Price		5,800	Previous Day Closing Price		7,200
Change		▼ 100	Change		0	Change		0
Turnover		4,535,000	Turnover		0	Turnover		0
Sell Remaining Qty	09:11:17	Buy Remaining Qty	Sell Remaining Qty	09:02:02	Buy Remaining Qty	Sell Remaining Qty	09:16:23	Buy Remaining Qty
200	5,000		1,000	6,200				
500	4,700		1,000	6,100				
500	4,650		6,000	6,000				
11,100	4,600		5,200	5,950				
4,300	4,550		900	5,900		500	7,700	
Exp exe Price	4,450	50,200	Exp exe Price	5,800	200	Exp exe Price		
	4,400	54,400		5,750	12,500			
Exp exe Qty	4,350	10,000	Exp exe Qty	5,700	220,000	Exp exe Qty		
	4,300	20,000		5,650	1,300			
				5,250	100			
16,600	Total	134,600	16,300	Total	234,100	500	Total	
Opening Price		4,550	Opening Price		0	Opening Price		0
High Price		4,550	High Price		0	High Price		0
Low Price		4,500	Low Price		0	Low Price		0
Price Limit	5,050	4,150	Price Limit	6,350	5,250	Price Limit	7,900	6,500
LA3000040003 PTL			LA3000050002 SVN			LA3000060001 PCD		
Current		1,900	Current		2,950	Current		1,400
Volume		0	Volume		100	Volume		0
Previous Day Closing Price		1,900	Previous Day Closing Price		2,900	Previous Day Closing Price		1,400
Change		0	Change		▲ 50	Change		0
Turnover		0	Turnover		295,000	Turnover		0
Sell Remaining Qty	09:08:03	Buy Remaining Qty	Sell Remaining Qty	09:14:34	Buy Remaining Qty	Sell Remaining Qty	09:00:00	Buy Remaining Qty
			27,400	3,000		9,700	1,500	
			14,900	2,950		9,900	1,450	
53,200	2,000					4,900	1,400	
Exp exe Price			Exp exe Price	2,850	100	Exp exe Price		
Exp exe Qty			Exp exe Qty			Exp exe Qty		
53,200	Total		42,300	Total	100	24,500	Total	
Opening Price		0	Opening Price		2,950	Opening Price		0
High Price		0	High Price		2,950	High Price		0
Low Price		0	Low Price		2,950	Low Price		0
Price Limit	2,050	1,750	Price Limit	3,150	2,650	Price Limit	1,500	1,300

**Closing Session**

LA3000020005 EDL-Gen			LA3000010006 BCEL			LA3000030004 LWPC		
Current		<b>4,450</b>	Current		<b>5,900</b>	Current		<b>6,500</b>
Volume		124,600	Volume		296,200	Volume		500
Previous Day Closing Price		4,600	Previous Day Closing Price		5,800	Previous Day Closing Price		7,200
Change		▼ <b>150</b>	Change		▲ <b>100</b>	Change		▼ <b>700</b>
Turnover		554,675,000	Turnover		1,692,845,000	Turnover		3,250,000
Sell Remaining Qty	11:30:00	Buy Remaining Qty	Sell Remaining Qty	11:30:00	Buy Remaining Qty	Sell Remaining Qty	11:30:00	Buy Remaining Qty
1,300	4,900			6,100				
500	4,700		1,100	6,100				
500	4,650		6,500	6,000				
6,100	4,600		12,700	5,950		500	7,700	
100,000	4,500		50,800	<b>5,900</b>		900	7,600	
Exp exe Price	<b>4,450</b>	13,800	Exp exe Price	<b>5,700</b>	12,200	Exp exe Price		
	4,400	59,200		5,650	1,000	Exp exe Qty		
Exp exe Qty	4,350	10,000	Exp exe Qty	5,250	100			
	4,300	10,100						
<b>108,600</b>	<b>Total</b>	<b>93,100</b>	<b>71,100</b>	<b>Total</b>	<b>13,300</b>	<b>1,400</b>	<b>Total</b>	
Opening Price		4,550	Opening Price		5,900	Opening Price		6,500
High Price		4,550	High Price		5,900	High Price		6,500
Low Price		4,450	Low Price		5,700	Low Price		6,500
Price Limit	5,050	4,150	Price Limit	6,350	5,250	Price Limit	7,900	6,500
LA3000040003 PTL			LA3000050002 SVN			LA3000060001 PCD		
Current		<b>1,900</b>	Current		<b>2,950</b>	Current		<b>1,300</b>
Volume		0	Volume		100	Volume		100
Previous Day Closing Price		1,900	Previous Day Closing Price		2,900	Previous Day Closing Price		1,400
Change		0	Change		▲ <b>50</b>	Change		▼ <b>100</b>
Turnover		0	Turnover		295,000	Turnover		130,000
Sell Remaining Qty	11:30:00	Buy Remaining Qty	Sell Remaining Qty	11:30:00	Buy Remaining Qty	Sell Remaining Qty	11:30:00	Buy Remaining Qty
						9,700	1,500	
			27,400	3,000		9,900	1,450	
53,200	2,000		14,900	<b>2,950</b>		5,000	1,400	
Exp exe Price			Exp exe Price	2,900	100	Exp exe Price		
Exp exe Qty			Exp exe Qty			Exp exe Qty		
<b>53,200</b>	<b>Total</b>		<b>42,300</b>	<b>Total</b>	<b>100</b>	<b>34,300</b>	<b>Total</b>	
Opening Price		0	Opening Price		2,950	Opening Price		1,300
High Price		0	High Price		2,950	High Price		1,300
Low Price		0	Low Price		2,950	Low Price		1,300
Price Limit	2,050	1,750	Price Limit	3,150	2,650	Price Limit	1,500	1,300

### Trading Execution

#### EDL-Gen

Time	Current	Change	Price Change(%)	Volume	Cumulative Volume
End RTH	4,450 ▼	-150	-3.260	0	124,600
11:16:45	4,450 ▼	-150	-3.260	121,200	124,600
10:36:09	4,500 ▼	-100	-2.170	2,000	3,400
09:50:09	4,500 ▼	-100	-2.170	400	1,400
09:11:17	4,500 ▼	-100	-2.170	300	1,000
09:00:00	4,550 ▼	-50	-1.080	700	700

#### BCEL

Time	Current	Change	Price Change(%)	Volume	Cumulative Volume
End RTH	5,900 ▲	100	1.720	0	296,200
11:00:03	5,900 ▲	100	1.720	100	296,200
10:59:41	5,700 ▼	-100	-1.720	26,000	296,100
10:59:26	5,700 ▼	-100	-1.720	99,000	270,100
10:59:11	5,700 ▼	-100	-1.720	99,000	171,100
10:49:22	5,750 ▼	-50	-0.860	63,700	72,100
10:44:41	5,800	0	0.000	3,800	8,400
10:37:07	5,900 ▲	100	1.720	600	4,600
09:35:52	5,900 ▲	100	1.720	3,100	4,000
09:26:02	5,900 ▲	100	1.720	900	900

**LWPC**

Time	Current	Change	Price Change(%)	Volume	Cumulative Volume
End RTH	6,500 ↓	-700	-9.720	0	500
10:23:21	6,500 ↓	-700	-9.720	500	500

**PTL**

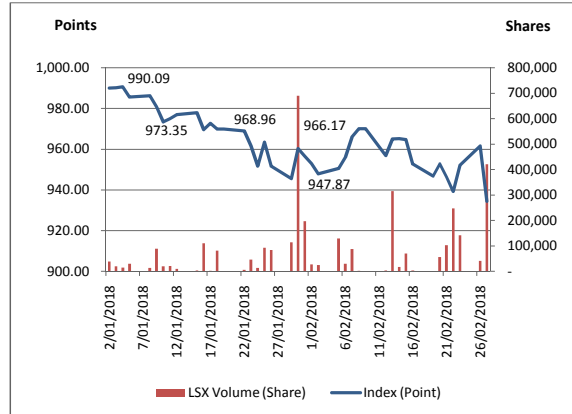
Time	Current	Change	Price Change(%)	Volume	Cumulative Volume
End RTH	1,900	0	0.000	0	0

**SVN**

Time	Current	Change	Price Change(%)	Volume	Cumulative Volume
End RTH	2,950 ▲	50	1.720	0	100
09:14:34	2,950 ▲	50	1.720	100	100

**PCD**

Time	Current	Change	Price Change(%)	Volume	Cumulative Volume
End RTH	1,300 ▼	-100	-7.140	0	100
10:43:55	1,300 ▼	-100	-7.140	100	100



**Company profile**

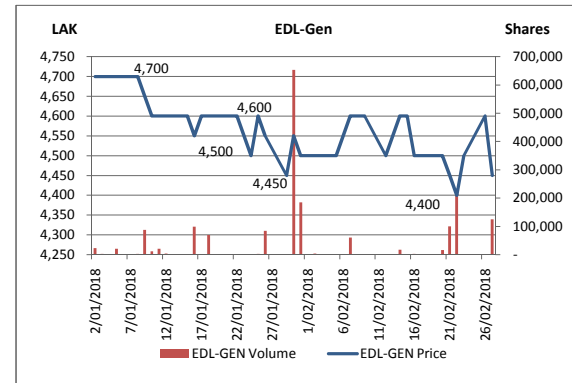
EDL-Generation Public company

Sector: Energy

Major products : Electricity

**EDL-Gen**

Highest of 52 weeks: **5,700 Kip**  
 Lowest of 52 weeks: **4,400 Kip**  
 Paid-up shares: **1,679,303,697 Shares**  
 Foreign limit for one individual not exceed 1% or **16,793,037 Shares**  
 All foreign limit not exceed 25% or **419,825,924 Shares**  
**Foreign Orderable Volume: 196,811,638 Shares**



**Company profile**

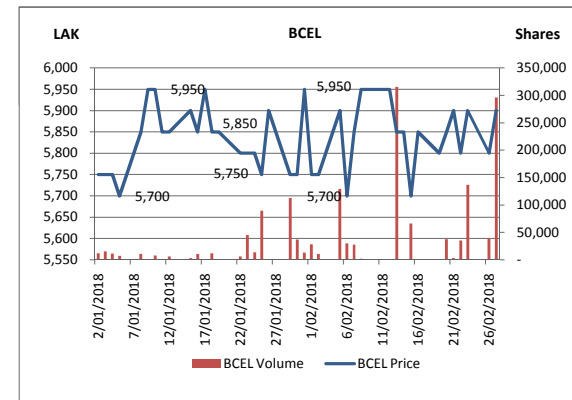
Banque Pour Le Commerce Exterieur Lao Public

Sector: Banking

Major products : Loans, FX Exchange, L/C, L/G, Card and Other Banking products and services

**BCEL**

Highest of 52 weeks: **6,200 Kip**  
 Lowest of 52 weeks: **4,900 Kip**  
 Paid-up shares: **207,723,300 Shares**  
 Foreign limit for one individual not exceed 2% or **4,154,466 Shares**  
 All foreign limit not exceed 20% or **41,544,660 Shares**  
**Foreign Orderable Volume: 24,611,287 Shares**



**Company profile**

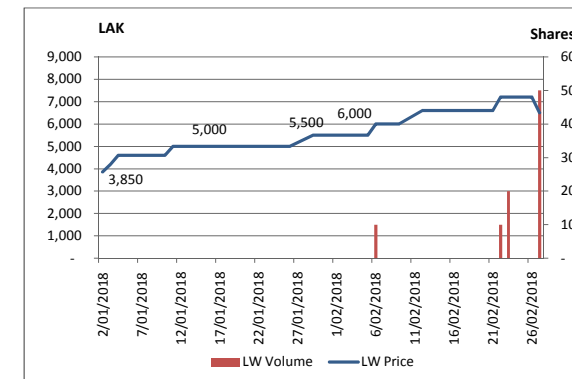
Lao World Public Company (LWPC)

Sector: Property

Major business : trade, exhibition and convention center, Supermarket, cinema, bowling and other

**LWPC**

Highest of 52 weeks: **9,100 Kip**  
 Lowest of 52 weeks: **3,850 Kip**  
 Paid-up shares: **39,560,909 Shares**  
**Foreign Orderable Volume: 39,192,774 Shares**



**Company profile**

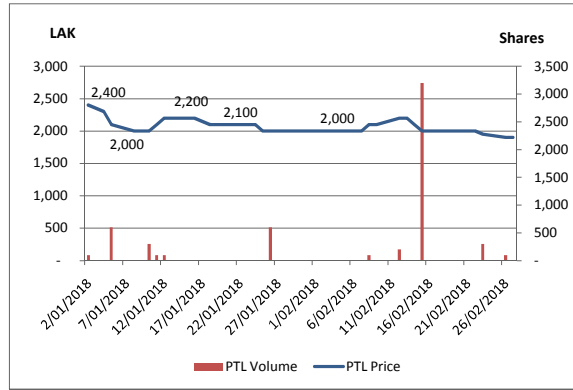
Petroleum Trading Lao Public Company (PTL)

Sector: Trading

Major business : Importing and distributing fuels and petroleum products in full range service throughout Lao PDR

**PTL**

Highest of 52 weeks: **2,500 Kip**  
 Lowest of 52 weeks: **1,800 Kip**  
 Paid-up shares: 235,000,000 **Shares**  
**Foreign Orderable Volume:** 205,204,493 **Shares**



**Company profile**

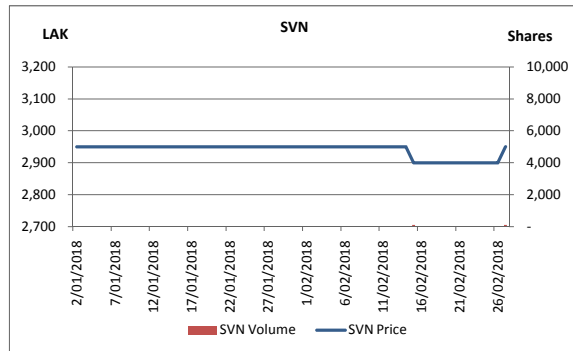
Souvanny Home Center Public Company (PTL)

Sector: Trading

Major business : Importing and distributing construction materials and home decoration through showroom in Lao PDR

**SVN**

Highest of 52 weeks: **3,100 Kip**  
 Lowest of 52 weeks: **2,650 Kip**  
 Paid-up shares: 165,000,000 **Shares**  
**Foreign Orderable Volume:** 158,069,944 **Shares**



**Company profile**

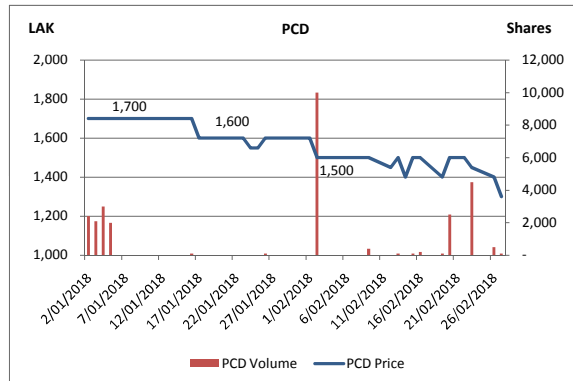
Phousy Construction and Development Public (PCD)

Sector: Construction

Major business : Design, Engineering, Procurement and construction. decoration through showroom in Lao PDR

**PCD**

Highest of 52 weeks: **1,900 Kip**  
 Lowest of 52 weeks: **1,250 Kip**  
 Paid-up shares: 582,000,000 **Shares**  
**Foreign Orderable Volume:** 579,731,200 **Shares**





Last 30 days trading information / ຂໍ້ມູນການຊື້-ຂາຍຮຸ້ນ 30 ວັນ (ຄົນຫຼັງ)

No. ລະດັບ	Date ວັນທີ	Index / ດັດຊະນີ			EDL-GEN / ຕ-ໝຸ່ມ			BCEL / ຫລວດລ			LWPC/ລາວເວີນ		
		Current Index ດັດຊະນີ	Change ປ່ຽນແປງ (%)	Trading Value ມູນຄ່າການຊື້-ຂາຍ (Kip)	Closing Price ລາຄາຫາຍີດ (Kip)	Change ປ່ຽນແປງ (Kip)	Trading Volume ປະລິມານການ ຊື້-ຂາຍຮຸ້ນ	Closing Price ລາຄາຫາຍີດ (Kip)	Change ປ່ຽນແປງ (Kip)	Trading Volume ປະລິມານການ ຊື້-ຂາຍຮຸ້ນ	Closing Price ລາຄາຫາຍີດ (Kip)	Change ປ່ຽນແປງ (Kip)	Trading Volume ປະລິມານການ ຊື້-ຂາຍຮຸ້ນ
1	27.02.18	934.43	↘ -2.82%	2,251,195,000	4,450	↘ 150	124,600	5,900	↘ 100	296,200	6,500	↘ 700	500
2	26.02.18	961.53	↗ 0.98%	236,315,000	4,600	↗ 100	1,500	5,800	↘ 100	39,400	7,200	↗ -	-
3	23.02.18	952.20	↗ 1.38%	800,670,000	4,500	↗ 100	-	5,900	↗ 100	136,600	7,200	↗ -	200
4	22.02.18	939.22	↘ -0.75%	1,140,945,000	4,400	↘ 50	211,800	5,800	↘ 100	35,300	7,200	↗ 600	100
5	21.02.18	946.33	↘ -0.68%	461,380,000	4,450	↘ 50	100,000	5,900	↗ 50	3,200	6,600	↗ -	-
6	20.02.18	952.79	↗ 0.64%	291,225,000	4,500	↗ -	16,000	5,850	↗ 50	37,800	6,600	↗ -	-
7	19.02.18	946.77	↘ -0.63%	1,310,000	4,500	↗ -	-	5,800	↘ 50	200	6,600	↗ -	-
8	16.02.18	952.79	↘ -1.24%	15,965,000	4,500	↘ 100	3,300	5,850	↗ 150	100	6,600	↗ -	-
9	15.02.18	964.79	↘ -0.04%	385,265,000	4,600	↗ -	200	5,700	↘ 150	66,200	6,600	↗ -	-
10	14.02.18	965.21	↗ 0.02%	79,580,000	4,600	↗ 50	17,300	5,850	↗ -	-	6,600	↗ -	-
11	13.02.18	965.01	↗ 0.85%	1,814,130,000	4,550	↗ 50	400	5,850	↘ 100	315,500	6,600	↗ -	-
12	12.02.18	956.91	↘ -1.36%	14,505,000	4,500	↘ 100	2,200	5,950	↗ -	700	6,600	↗ 600	-
13	09.02.18	970.06	↗ 0.00%	1,520,000	4,600	↗ -	200	5,950	↗ -	-	6,000	↗ -	-
14	08.02.18	970.06	↗ 0.40%	13,315,000	4,600	↗ -	700	5,950	↗ 100	1,700	6,000	↗ -	-
15	07.02.18	966.17	↗ 1.06%	425,280,000	4,600	↗ 50	60,400	5,850	↗ 150	27,600	6,000	↗ -	-
16	06.02.18	956.06	↗ 0.57%	172,170,000	4,550	↗ 50	-	5,700	↘ 200	30,100	6,000	↗ 500	100
17	05.02.18	950.60	↗ 0.29%	737,795,000	4,500	↗ -	-	5,900	↗ 150	129,300	5,500	↗ -	-
18	02.02.18	947.87	↘ -0.54%	95,350,000	4,500	↗ -	3,800	5,750	↗ 200	11,000	5,500	↗ -	-
19	01.02.18	952.98	↘ -0.38%	161,795,000	4,500	↗ -	-	5,750	↘ 200	28,100	5,500	↗ -	-
20	31.01.18	956.62	↘ -0.39%	915,340,000	4,500	↘ 50	184,600	5,950	↗ 200	13,100	5,500	↗ -	-
21	30.01.18	960.35	↗ 1.56%	3,182,745,000	4,550	↗ 100	653,000	5,750	↗ -	36,800	5,500	↗ -	-
22	29.01.18	945.61	↘ -0.64%	656,630,000	4,450	↘ 100	1,900	5,750	↘ 150	112,700	5,500	↗ 500	-
23	26.01.18	951.66	↘ -1.22%	383,190,000	4,550	↘ 50	83,800	5,900	↗ 150	100	5,000	↗ -	-
24	25.01.18	963.43	↗ 1.24%	524,840,000	4,600	↗ 100	2,900	5,750	↘ 50	89,400	5,000	↗ -	-
25	24.01.18	951.66	↘ -1.03%	81,860,000	4,500	↘ 50	400	5,800	↗ -	13,800	5,000	↗ -	-
26	23.01.18	961.59	↘ -0.76%	265,355,000	4,550	↘ 50	700	5,800	↗ -	45,400	5,000	↗ -	-
27	22.01.18	968.96	↘ -0.09%	35,785,000	4,600	↗ -	200	5,800	↘ 50	6,000	5,000	↗ -	-
28	19.01.18	969.87	↗ 0.00%	-	4,600	↗ -	-	5,850	↗ -	-	5,000	↗ -	-
29	18.01.18	969.87	↘ -0.29%	390,445,000	4,600	↗ -	70,000	5,850	↘ 100	11,700	5,000	↗ -	-
30	17.01.18	972.72	↗ 0.31%	12,750,000	4,600	↗ 50	2,000	5,950	↗ 100	600	5,000	↗ -	-

No. ລະດັບ	Date ວັນທີ	PTL/ປທລ			SVN/ສວນ			PCD/ພກບ				
		Closing Price ລາຄາປິດ (Kip)	Change ປ່ຽນແປງ (Kip)	Trading Volume ປະລິມານການ ຊື້-ຂາຍຊັ້ນ	Closing Price ລາຄາປິດ (Kip)	Change ປ່ຽນແປງ (Kip)	Trading Volume ປະລິມານການ ຊື້-ຂາຍຊັ້ນ	Closing Price ລາຄາປິດ (Kip)	Change ປ່ຽນແປງ (Kip)	Trading Volume ປະລິມານການ ຊື້-ຂາຍຊັ້ນ		
1	27.02.18	1,900	→	-	-	2,950	↕	50	100	1,300	↔	100
2	26.02.18	1,900	↔	50	100	2,900	→	-	-	1,400	↔	50
3	23.02.18	1,950	↔	50	300	2,900	→	-	-	1,450	↔	50
4	22.02.18	2,000	→	-	-	2,900	→	-	-	1,500	→	-
5	21.02.18	2,000	→	-	-	2,900	→	-	-	1,500	→	-
6	20.02.18	2,000	→	-	-	2,900	→	-	-	1,500	↕	100
7	19.02.18	2,000	→	-	-	2,900	→	-	-	1,400	↔	100
8	16.02.18	2,000	→	-	-	2,900	→	-	-	1,500	→	200
9	15.02.18	2,000	↔	100	3,200	2,900	↔	50	100	1,500	↕	100
10	14.02.18	2,100	↔	100	-	2,950	→	-	-	1,400	↔	100
11	13.02.18	2,200	→	-	-	2,950	→	-	-	1,500	↕	50
12	12.02.18	2,200	↕	100	200	2,950	→	-	-	1,450	↔	50
13	09.02.18	2,100	→	-	-	2,950	→	-	-	1,500	→	400
14	08.02.18	2,100	↕	100	100	2,950	→	-	-	1,500	→	-
15	07.02.18	2,000	→	-	-	2,950	→	-	-	1,500	→	-
16	06.02.18	2,000	→	-	-	2,950	→	-	-	1,500	→	-
17	05.02.18	2,000	→	-	-	2,950	→	-	-	1,500	→	-
18	02.02.18	2,000	→	-	-	2,950	→	-	-	1,500	↔	100
19	01.02.18	2,000	→	-	-	2,950	→	-	-	1,600	→	-
20	31.01.18	2,000	→	-	-	2,950	→	-	-	1,600	→	-
21	30.01.18	2,000	→	-	-	2,950	→	-	-	1,600	→	-
22	29.01.18	2,000	→	-	-	2,950	→	-	-	1,600	→	-
23	26.01.18	2,000	→	-	600	2,950	→	-	-	1,600	↕	50
24	25.01.18	2,000	↔	100	-	2,950	→	-	-	1,550	→	-
25	24.01.18	2,100	→	-	-	2,950	→	-	-	1,550	↔	50
26	23.01.18	2,100	→	-	-	2,950	→	-	-	1,600	→	-
27	22.01.18	2,100	→	-	-	2,950	→	-	-	1,600	→	-
28	19.01.18	2,100	→	-	-	2,950	→	-	-	1,600	→	-
29	18.01.18	2,100	↔	50	-	2,950	→	-	-	1,600	→	-
30	17.01.18	2,150	↔	50	-	2,950	→	-	-	1,600	↔	100