

Trade Summary

It has been a smooth path for Lao stock in the last two trading sessions. The market index has spiked with the cumulative increase of 2.38% since last Friday. On this Monday, the market rose 9.33 points to close at 961.53 points. The index was dragged down by the losers like BCEL, PTL and PCD but the losses were offset by the gain of 100 kip of EDL-Gen, resulting in the ultimate increase of 9.33 points or 0.98% at the end of the session. The market has witnessed 41,500 shares traded.

EDL-Gen outperformed the market today, increasing 100 kip to touch 4,600 kip. The market value, however, was minor, totaling just 6.9 million kip. Meanwhile, BCEL lost 100 kip as the selling pressure persisted. The banking shares were mostly traded at 5,800 kip. BCEL posted 39.4 thousand shares traded, worth 228 million kip. The other losers of the day included PTL and PCD, which decreased 50 kip each to close at 1,900 kip and 1,400 kip respectively. LWPC and SVN were stable at 7,200 kip and 2,900 kip respectively.

Market Summary

	Last	26.02.2018	Change
LSX Index (Point)	952.20	961.53 ↑	9.33
Trading Value (LAK)	800,670,000	236,315,000 ↓	564,355,000
Market Cap. (LAK m)	10,128,013	10,258,786 ↑	130,773
52-Week High/Low	939.22/1,128.89		

Daily Turnover by Investor Types (LAKm)

	Buy	Sell	Net purchase
Securities	-	99 -	99
General Corporations	-	-	-
Other institution	0	-	0
Individual	107	137 -	29
Foreigner	129	0	128
Total	236.315	236.318	-0.003

Turnover by Investor Types (LAKm) (Month-to-date)

	Buy	Sell	Net purchase
General Corp	169	-	169
Individuals	2,849	330	2,519
Foreigners	3,430	1,722	1,708
Securities Companies	139	4,560 -	4,422
Others	25	-	25
Total	6,612	6,612	-

Trading Volume (Shares)

	Closing price	Change (LAK)	26.02.2018	Change (Shr)
EDL-GEN	4,600 ↑	100	1,500	1,500
BCEL	5,800 ↓	100	39,400 -	97,200
LWPC	7,200 →	-	- -	200
PTL	1,900 ↓	50	100 -	200
SVN	2,900 →	-	-	-
PCD	1,400 ↓	50	500 -	4,000
TOTAL			41,500 -	100,100

General News

Dec-17 (BOL)	
CPI	102.64
Inflation rate	0.15%
BOL Interest Rate (%) 2 weeks-1year	10.00%

Fixed Deposit Account 12 Months (For individual-BCEL)

LAK	5.72%
USD	3.40%
THB	3.15%

Foreign Exchange Rates (BCEL)

	Buy	Sell
Currency		
US Dollar	8,268.00	8,308.00
Thai Baht	264.09	266.07
Euro	10,139.00	10,190.00

BCEL-KT Securities Company limited
Tel : 021-265480

Closing Session

LA3000020005 EDL-Gen			LA3000010006 BCEL			LA3000030004 LWPC		
Current	4,600		Current	5,800		Current	7,200	
Volume	1,500		Volume	39,400		Volume	0	
Previous Day Closing Price	4,500		Previous Day Closing Price	5,900		Previous Day Closing Price	7,200	
Change	▲ 100		Change	▼ 100		Change	0	
Turnover	6,900,000		Turnover	228,520,000		Turnover	0	
Sell Remaining Qty	11:30:00	Buy Remaining Qty	Sell Remaining Qty	11:30:00	Buy Remaining Qty	Sell Remaining Qty	11:30:00	Buy Remaining Qty
1,200	4,700		2,000	6,200				
5,900	4,600		6,300	6,000				
5,000	4,550		5,700	5,950				
			900	5,800		500	7,800	
Exp exe Price	4,450	400	Exp exe Price	5,750	48,200	Exp exe Price		
	4,400	4,900		5,700	130,100			
Exp exe Qty	4,350	10,000	Exp exe Qty	5,650	91,000	Exp exe Qty		
	4,300	20,000		5,600	300			
	4,050	85,500		5,500	200			
12,100	Total	120,800	14,900	Total	269,800	500	Total	
Opening Price	4,600		Opening Price	5,800		Opening Price	0	
High Price	4,600		High Price	5,800		High Price	0	
Low Price	4,600		Low Price	5,800		Low Price	0	
Price Limit	4,950	4,050	Price Limit	6,450	5,350	Price Limit	7,900	6,500
LA3000040003 PTL			LA3000060001 PCD			LA3000050002 SVN		
Current	1,900		Current	1,400		Current	2,900	
Volume	100		Volume	500		Volume	0	
Previous Day Closing Price	1,950		Previous Day Closing Price	1,450		Previous Day Closing Price	2,900	
Change	▼ 50		Change	▼ 50		Change	0	
Turnover	190,000		Turnover	705,000		Turnover	0	
Sell Remaining Qty	11:30:00	Buy Remaining Qty	Sell Remaining Qty	11:30:00	Buy Remaining Qty	Sell Remaining Qty	11:30:00	Buy Remaining Qty
50,000	2,100		9,600	1,500				
100	2,000		9,900	1,450		27,400	3,000	
5,100	1,900		4,900	1,400		15,000	2,950	
Exp exe Price			Exp exe Price			Exp exe Price		
Exp exe Qty			Exp exe Qty			Exp exe Qty		
55,200	Total		24,400	Total		42,400	Total	
Opening Price	1,900		Opening Price	1,400		Opening Price	0	
High Price	1,900		High Price	1,450		High Price	0	
Low Price	1,900		Low Price	1,400		Low Price	0	
Price Limit	2,100	1,800	Price Limit	1,550	1,350	Price Limit	3,150	2,650

Trading Execution**EDL-Gen**

Time	Current	Change	Price Change(%)	Volume	Cumulative Volume
End RTH	4,600 ▲	100	2.220	0	1,500
10:48:18	4,600 ▲	100	2.220	400	1,500
09:54:08	4,600 ▲	100	2.220	1,100	1,100

BCEL

Time	Current	Change	Price Change(%)	Volume	Cumulative Volume
End RTH	5,800 ▼	-100	-1.690	0	39,400
11:30:00	5,800 ▼	-100	-1.690	4,900	39,400
11:17:39	5,800 ▼	-100	-1.690	5,000	34,500
11:04:38	5,800 ▼	-100	-1.690	5,200	29,500
10:53:22	5,800 ▼	-100	-1.690	3,500	24,300
09:51:57	5,800 ▼	-100	-1.690	200	20,800
09:48:06	5,800 ▼	-100	-1.690	500	20,600
09:45:02	5,800 ▼	-100	-1.690	1,000	20,100
09:40:21	5,800 ▼	-100	-1.690	2,000	19,100
09:31:47	5,800 ▼	-100	-1.690	17,100	17,100

LWPC

Time	Current	Change	Price Change(%)	Volume	Cumulative Volume
End RTH	7,200	0	0.000	0	0

PTL

Time	Current	Change	Price Change(%)	Volume	Cumulative Volume
End RTH	1,900 ▼	-50	-2.560	0	100
11:30:00	1,900 ▼	-50	-2.560	100	100

SVN

Time	Current	Change	Price Change(%)	Volume	Cumulative Volume
End RTH	2,900	0	0.000	0	0

PCD

Time	Current	Change	Price Change(%)	Volume	Cumulative Volume
End RTH	1,400 ▼	-50	-3.440	0	500
11:30:00	1,400 ▼	-50	-3.440	100	500
09:00:54	1,450	0	0.000	100	400
09:00:00	1,400 ▼	-50	-3.440	300	300

Company profile

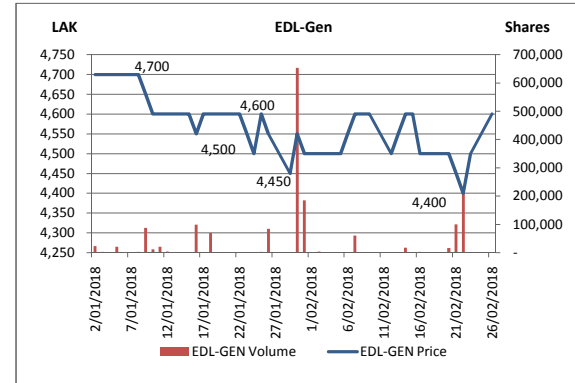
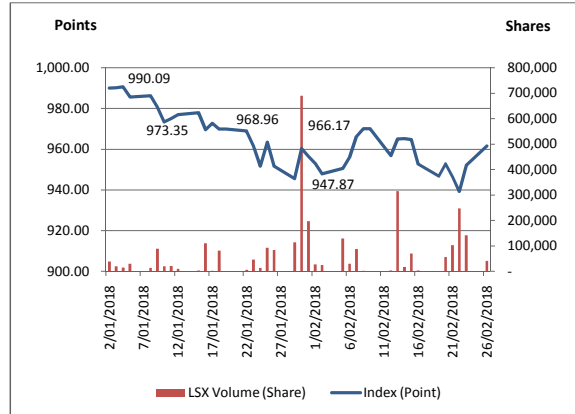
EDL-Generation Public company

Sector: Energy

Major products : Electricity

EDL-Gen

Highest of 52 weeks: **5,700 Kip**
 Lowest of 52 weeks: **4,400 Kip**
 Paid-up shares: **1,679,303,697 Shares**
 Foreign limit for one individual not exceed 1% or **16,793,037 Shares**
 All foreign limit not exceed 25% or **419,825,924 Shares**
Foreign Orderable Volume: 196,808,338 Shares



Company profile

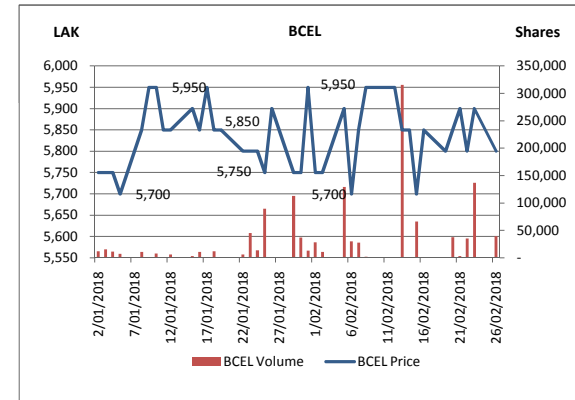
Banque Pour Le Commerce Exterieur Lao Public

Sector: Banking

Major products : Loans, FX Exchange, L/C, L/G, Card and Other Banking products and services

BCEL

Highest of 52 weeks: **6,200 Kip**
 Lowest of 52 weeks: **4,900 Kip**
 Paid-up shares: **207,723,300 Shares**
 Foreign limit for one individual not exceed 2% or **4,154,466 Shares**
 All foreign limit not exceed 20% or **41,544,660 Shares**
Foreign Orderable Volume: 24,614,487 Shares



Company profile

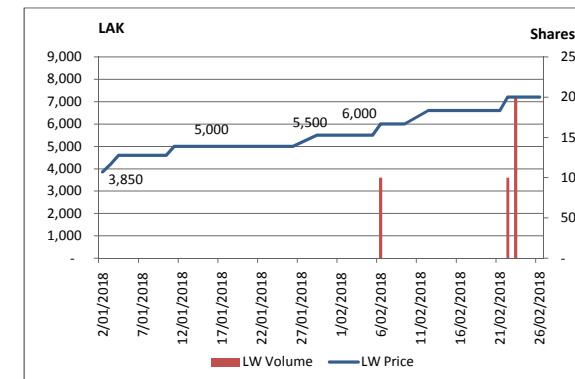
Lao World Public Company (LWPC)

Sector: Property

Major business : trade, exhibition and convention center, Supermarket, cinema, bowling and other

LWPC

Highest of 52 weeks: **9,100 Kip**
 Lowest of 52 weeks: **3,850 Kip**
 Paid-up shares: **39,560,909 Shares**
Foreign Orderable Volume: 39,192,774 Shares



Company profile

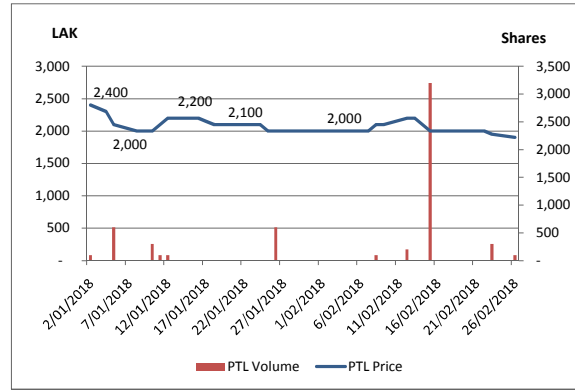
Petroleum Trading Lao Public Company (PTL)

Sector: Trading

Major business : Importing and distributing fuels and petroleum products in full range service throughout Lao PDR

PTL

Highest of 52 weeks: **2,500 Kip**
 Lowest of 52 weeks: **1,800 Kip**
 Paid-up shares: 235,000,000 **Shares**
Foreign Orderable Volume: 205,204,493 **Shares**



Company profile

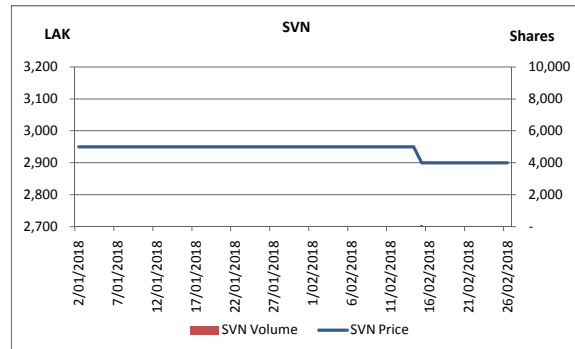
Souvanny Home Center Public Company (PTL)

Sector: Trading

Major business : Importing and distributing construction materials and home decoration through showroom in Lao PDR

SVN

Highest of 52 weeks: **3,100 Kip**
 Lowest of 52 weeks: **2,650 Kip**
 Paid-up shares: 165,000,000 **Shares**
Foreign Orderable Volume: 158,069,944 **Shares**



Company profile

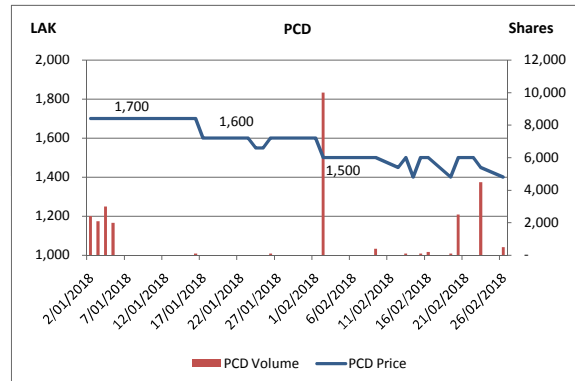
Phousy Construction and Development Public (PCD)

Sector: Construction

Major business : Design, Engineering, Procurement and construction. decoration through showroom in Lao PDR

PCD

Highest of 52 weeks: **1,900 Kip**
 Lowest of 52 weeks: **1,250 Kip**
 Paid-up shares: 582,000,000 **Shares**
Foreign Orderable Volume: 579,731,200 **Shares**



Last 30 days trading information / ຂໍ້ມູນການຊື້-ຂາຍຮຸ້ນ 30 ວັນ (ຄົນຫຼັງ)

No. ລະດັບ	Date ວັນທີ	Index / ດັດຊະນີ			EDL-GEN / ຕ-ໝຸ່ມ			BCEL / ຫຄຕລ			LWPC/ລາວເວີນ		
		Current Index ດັດຊະນີ	Change ປ່ຽນແປງ (%)	Trading Value ມູນຄ່າການຊື້-ຂາຍ (Kip)	Closing Price ລາຄາຫາຍີດ (Kip)	Change ປ່ຽນແປງ (Kip)	Trading Volume ປະລິມານການ ຊື້-ຂາຍຮຸ້ນ	Closing Price ລາຄາຫາຍີດ (Kip)	Change ປ່ຽນແປງ (Kip)	Trading Volume ປະລິມານການ ຊື້-ຂາຍຮຸ້ນ	Closing Price ລາຄາຫາຍີດ (Kip)	Change ປ່ຽນແປງ (Kip)	Trading Volume ປະລິມານການ ຊື້-ຂາຍຮຸ້ນ
1	26.02.18	961.53	↗ 0.98%	236,315,000	4,600	↗ 100	1,500	5,800	↔ 100	39,400	7,200	↔ -	-
2	23.02.18	952.20	↗ 1.38%	800,670,000	4,500	↗ 100	-	5,900	↗ 100	136,600	7,200	↔ -	200
3	22.02.18	939.22	↘ -0.75%	1,140,945,000	4,400	↘ 50	211,800	5,800	↘ 100	35,300	7,200	↗ 600	100
4	21.02.18	946.33	↘ -0.68%	461,380,000	4,450	↘ 50	100,000	5,900	↗ 50	3,200	6,600	↔ -	-
5	20.02.18	952.79	↗ 0.64%	291,225,000	4,500	↔ -	16,000	5,850	↗ 50	37,800	6,600	↔ -	-
6	19.02.18	946.77	↘ -0.63%	1,310,000	4,500	↔ -	-	5,800	↘ 50	200	6,600	↔ -	-
7	16.02.18	952.79	↘ -1.24%	15,965,000	4,500	↘ 100	3,300	5,850	↗ 150	100	6,600	↔ -	-
8	15.02.18	964.79	↘ -0.04%	385,265,000	4,600	↔ -	200	5,700	↘ 150	66,200	6,600	↔ -	-
9	14.02.18	965.21	↗ 0.02%	79,580,000	4,600	↗ 50	17,300	5,850	↔ -	-	6,600	↔ -	-
10	13.02.18	965.01	↗ 0.85%	1,814,130,000	4,550	↗ 50	400	5,850	↘ 100	315,500	6,600	↔ -	-
11	12.02.18	956.91	↘ -1.36%	14,505,000	4,500	↘ 100	2,200	5,950	↔ -	700	6,600	↗ 600	-
12	09.02.18	970.06	↔ 0.00%	1,520,000	4,600	↔ -	200	5,950	↔ -	-	6,000	↔ -	-
13	08.02.18	970.06	↗ 0.40%	13,315,000	4,600	↔ -	700	5,950	↗ 100	1,700	6,000	↔ -	-
14	07.02.18	966.17	↗ 1.06%	425,280,000	4,600	↗ 50	60,400	5,850	↗ 150	27,600	6,000	↔ -	-
15	06.02.18	956.06	↗ 0.57%	172,170,000	4,550	↗ 50	-	5,700	↘ 200	30,100	6,000	↗ 500	100
16	05.02.18	950.60	↗ 0.29%	737,795,000	4,500	↔ -	-	5,900	↗ 150	129,300	5,500	↔ -	-
17	02.02.18	947.87	↘ -0.54%	95,350,000	4,500	↔ -	3,800	5,750	↔ -	11,000	5,500	↔ -	-
18	01.02.18	952.98	↘ -0.38%	161,795,000	4,500	↔ -	-	5,750	↘ 200	28,100	5,500	↔ -	-
19	31.01.18	956.62	↘ -0.39%	915,340,000	4,500	↘ 50	184,600	5,950	↗ 200	13,100	5,500	↔ -	-
20	30.01.18	960.35	↗ 1.56%	3,182,745,000	4,550	↗ 100	653,000	5,750	↔ -	36,800	5,500	↔ -	-
21	29.01.18	945.61	↘ -0.64%	656,630,000	4,450	↘ 100	1,900	5,750	↘ 150	112,700	5,500	↗ 500	-
22	26.01.18	951.66	↘ -1.22%	383,190,000	4,550	↘ 50	83,800	5,900	↗ 150	100	5,000	↔ -	-
23	25.01.18	963.43	↗ 1.24%	524,840,000	4,600	↗ 100	2,900	5,750	↘ 50	89,400	5,000	↔ -	-
24	24.01.18	951.66	↘ -1.03%	81,860,000	4,500	↘ 50	400	5,800	↔ -	13,800	5,000	↔ -	-
25	23.01.18	961.59	↘ -0.76%	265,355,000	4,550	↘ 50	700	5,800	↔ -	45,400	5,000	↔ -	-
26	22.01.18	968.96	↘ -0.09%	35,785,000	4,600	↔ -	200	5,800	↘ 50	6,000	5,000	↔ -	-
27	19.01.18	969.87	↔ 0.00%	-	4,600	↔ -	-	5,850	↔ -	-	5,000	↔ -	-
28	18.01.18	969.87	↘ -0.29%	390,445,000	4,600	↔ -	70,000	5,850	↘ 100	11,700	5,000	↔ -	-
29	17.01.18	972.72	↗ 0.31%	12,750,000	4,600	↗ 50	2,000	5,950	↗ 100	600	5,000	↔ -	-
30	16.01.18	969.67	↘ -0.85%	509,265,000	4,550	↘ 50	98,900	5,850	↘ 50	10,900	5,000	↔ -	-

No. ລະດັບ	Date ວັນທີ	PTL/ປທລ			SVN/ສວນ			PCD/ພກບ					
		Closing Price ລາຄາປິດ (Kip)	Change ປ່ຽນແປງ (Kip)	Trading Volume ປະລິມານການ ຊື້-ຂາຍຊັ້ນ	Closing Price ລາຄາປິດ (Kip)	Change ປ່ຽນແປງ (Kip)	Trading Volume ປະລິມານການ ຊື້-ຂາຍຊັ້ນ	Closing Price ລາຄາປິດ (Kip)	Change ປ່ຽນແປງ (Kip)	Trading Volume ປະລິມານການ ຊື້-ຂາຍຊັ້ນ			
1	26.02.18	1,900	↔--	50	100	2,900	↔	-	-	1,400	↔--	50	500
2	23.02.18	1,950	↔--	50	300	2,900	↔	-	-	1,450	↔--	50	4,500
3	22.02.18	2,000	↔	-	-	2,900	↔	-	-	1,500	↔	-	-
4	21.02.18	2,000	↔	-	-	2,900	↔	-	-	1,500	↔	-	-
5	20.02.18	2,000	↔	-	-	2,900	↔	-	-	1,500	↔	100	2,500
6	19.02.18	2,000	↔	-	-	2,900	↔	-	-	1,400	↔--	100	100
7	16.02.18	2,000	↔	-	-	2,900	↔	-	-	1,500	↔	-	200
8	15.02.18	2,000	↔--	100	3,200	2,900	↔--	50	100	1,500	↔	100	100
9	14.02.18	2,100	↔--	100	-	2,950	↔	-	-	1,400	↔--	100	-
10	13.02.18	2,200	↔	-	-	2,950	↔	-	-	1,500	↔	50	100
11	12.02.18	2,200	↔	100	200	2,950	↔	-	-	1,450	↔--	50	-
12	09.02.18	2,100	↔	-	-	2,950	↔	-	-	1,500	↔	-	400
13	08.02.18	2,100	↔	100	100	2,950	↔	-	-	1,500	↔	-	-
14	07.02.18	2,000	↔	-	-	2,950	↔	-	-	1,500	↔	-	-
15	06.02.18	2,000	↔	-	-	2,950	↔	-	-	1,500	↔	-	-
16	05.02.18	2,000	↔	-	-	2,950	↔	-	-	1,500	↔	-	-
17	02.02.18	2,000	↔	-	-	2,950	↔	-	-	1,500	↔--	100	10,000
18	01.02.18	2,000	↔	-	-	2,950	↔	-	-	1,600	↔	-	-
19	31.01.18	2,000	↔	-	-	2,950	↔	-	-	1,600	↔	-	-
20	30.01.18	2,000	↔	-	-	2,950	↔	-	-	1,600	↔	-	-
21	29.01.18	2,000	↔	-	-	2,950	↔	-	-	1,600	↔	-	-
22	26.01.18	2,000	↔	-	600	2,950	↔	-	-	1,600	↔	50	100
23	25.01.18	2,000	↔--	100	-	2,950	↔	-	-	1,550	↔	-	-
24	24.01.18	2,100	↔	-	-	2,950	↔	-	-	1,550	↔--	50	-
25	23.01.18	2,100	↔	-	-	2,950	↔	-	-	1,600	↔	-	-
26	22.01.18	2,100	↔	-	-	2,950	↔	-	-	1,600	↔	-	-
27	19.01.18	2,100	↔	-	-	2,950	↔	-	-	1,600	↔	-	-
28	18.01.18	2,100	↔--	50	-	2,950	↔	-	-	1,600	↔	-	-
29	17.01.18	2,150	↔--	50	-	2,950	↔	-	-	1,600	↔--	100	-
30	16.01.18	2,200	↔	-	-	2,950	↔	-	-	1,700	↔	-	100