

Trade Summary

On the last trading day of this week, Lao Stock Exchange remained stable with the index at 1,037.22 points. The total trading volume was 43,000 shares, generating to 199,475,000kip from the trading of EDL-Gen, BCEL and SVN. The hydropower stock had 8,700 shares matched at 5,150 kip while BCEL had 24,000 shares executed at unchanged price, 5,200 kip. Moreover, SVN changed hands for 10,300 shares at 2,900 kip. In addition, LWPC and PTL had no movement at 7,400 kip and 2,200 kip respectively.

Listed Company

Stock	Details	Date
BCEL	Dividend/Share	614kip/Share
	Dividend Reccord	03-Apr-17
	XD	31-Mar-17
	Dividend payment	08-May-17
	Meeting right Reccord	03-Apr-17
	Meeting date (Annual General Shareholders' Meeting)	28-Apr-17
LWPC	Dividend/Share	100 Kip/Share
	Dividend Reccord	10-Apr-17
	XD	07-Apr-17
	Dividend payment	29-May-17
	Meeting right Reccord	23-Mar-17
	Meeting date (Annual General Shareholders' Meeting)	28-Apr-17

Market Summary

	Last	12.05.2017	Change
LSX Index (Point)	1,037.22	1,037.22	→ 0
Trading Value (LAK)	537,115,000	199,475,000	↓- 337,640,000
Market Cap. (LAK m)	10,849,868	10,849,868	→ -
52-Week High/Low	963.74/1,277.40		

Daily Turnover by Investor Types (LAKm)

	Buy	Sell	Net purchase
General Corporations	-	-	-
Individuals	37	74	- 38
Foreigners	111	125	- 14
Securities Companies	52	-	52
Others	-	-	-
Total	0	0	0

Turnover by Investor Types (LAKm) (Month-to-date)

	Buy	Sell	Net purchase
General Corp	185	-	185
Individuals	10,925	511	10,414
Foreigners	2,192	265,839	- 263,647
Securities Companies	472	175	298
Others	252,755	4	252,751
Total	266,529	266,529	-

Trading Volume (Shares)

	Closing price	Change (LAK)	12.05.2017	Change (Shr)
EDL-GEN	5,150 →	-	8,700	- 24,200
BCEL	5,200 →	-	24,000	- 46,900
LWPC	7,400 →	-	-	-
PTL	2,200 →	-	-	- 1,000
SVN	2,900 →	-	10,300	-
TOTAL				- 72,100

General News

April-17 (BOL)

CPI	101.54
Inflation rate	1.75%
BOL Interest Rate (%) 2 weeks-1year	10.63%

Fixed Deposit Account 12 Months (For individual-BCEL)

LAK	5.72%
USD	3.40%
THB	3.15%

Foreign Exchange Rates (BCEL)

12.05.2017

Currency	Buy	Sell
US Dollar	8,187	8,227
Thai Baht	236.49	238.26
Euro	8,732	8,932

BCEL-KT Securities Company limited
Tel : 021-265480

Opening Session

LA3000020005 EDL-Gen			LA3000010006 BCEL		
Current 5,150			Current 5,200		
Volume 2,200			Volume 10,400		
Previous Day Closing Price 5,150			Previous Day Closing Price 5,200		
Change 0			Change 0		
Turnover 11,330,000			Turnover 54,080,000		
Sell Remaining Qty	09:00:00	Buy Remaining Qty	Sell Remaining Qty	09:00:00	Buy Remaining Qty
2,500	5,650		11,000	5,500	
18,500	5,500		21,000	5,300	
300	5,400		20,000	5,250	
1,000	5,300		23,200	5,200	
Exp exe Price	5,150	22,400	Exp exe Price	5,150	9,200
	5,100	16,700		5,100	16,000
Exp exe Qty	5,050	8,000	Exp exe Qty	5,050	17,000
	5,000	21,000		5,000	26,400
	4,950	34,100		4,950	10,000
22,300	Total	198,300	75,200	Total	82,800
Opening Price		5,150	Opening Price		5,200
High Price		5,150	High Price		5,200
Low Price		5,150	Low Price		5,200
Price Limit	5,650	4,650	Price Limit	5,700	4,700

LA3000030004 LWPC			LA3000040003 PTL			LA3000050002 SVN		
Current 7,400			Current 2,200			Current 2,900		
Volume 0			Volume 0			Volume 0		
Previous Day Closing Price 7,400			Previous Day Closing Price 2,200			Previous Day Closing Price 2,900		
Change 0			Change 0			Change 0		
Turnover 0			Turnover 0			Turnover 0		
Sell Remaining Qty	00:00:00	Buy Remaining Qty	Sell Remaining Qty	09:00:00	Buy Remaining Qty	Sell Remaining Qty	09:00:00	Buy Remaining Qty
						8,800	3,000	
			11,400	2,200		10,300	2,900	
Exp exe Price			Exp exe Price	2,000	47,500	Exp exe Price	2,650	10,000
Exp exe Qty			Exp exe Qty			Exp exe Qty		
			11,400	Total	47,500	19,100	Total	10,000
Opening Price		0	Opening Price		0	Opening Price		0
High Price		0	High Price		0	High Price		0
Low Price		0	Low Price		0	Low Price		0
Price Limit	8,100	6,700	Price Limit	2,400	2,000	Price Limit	3,150	2,650

Company profile

EDL-Generation Public company

Sector: Energy

Major products : Electricity

EDL-Gen

Highest of 52 weeks:

Lowest of 52 weeks:

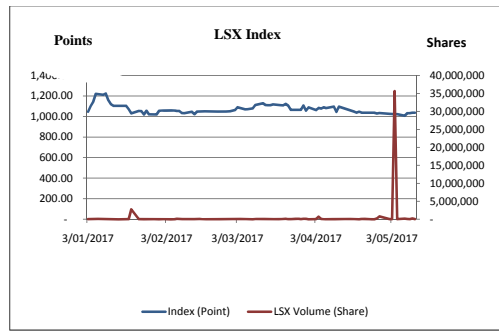
Paid-up shares:

Foreign limit for one individual not exceed 1% or

All foreign limit not exceed 25% or

Foreign Orderable Volume:

6,400 Kip
4,700 Kip
 1,679,303,697 Shares
 16,793,037 Shares
 419,825,924 Shares
196,745,784 Shares



Company profile

Banque Pour Le Commerce Extérieur Lao Public

Sector: Banking

Major products : Loans, FX Exchange, L/C, L/G, Card and Other Banking products and services

BCEL

Highest of 52 weeks:

Lowest of 52 weeks:

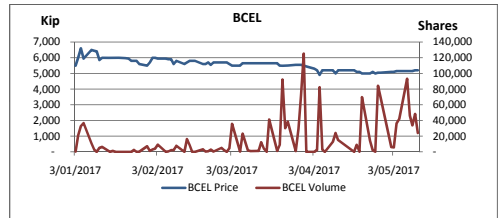
Paid-up shares:

Foreign limit for one individual not exceed 1% or

All foreign limit not exceed 10% or

Foreign Orderable Volume:

5,750 Kip
4,200 Kip
 136,577,600 Shares
 1,365,776 Shares
 13,657,760 Shares
1,090,591 Shares



Company profile

Lao World Public Company (LWPC)

Sector: Property

Major business : trade, exhibition and convention center, Supermarket, cinema, bowling and other

LWPC

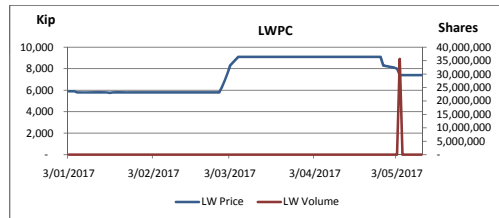
Highest of 52 weeks:

Lowest of 52 weeks:

Paid-up shares:

Foreign Orderable Volume:

9,100 Kip
5,900 Kip
 39,560,909 Shares
38,462,236 Shares



Company profile

Petroleum Trading Lao Public Company (PTL)

Sector: Trading

Major business : Importing and distributing fuels and petroleum products in full range service throughout Lao PDR

PTL

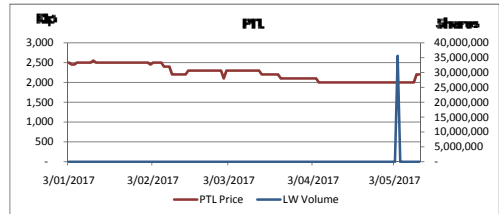
Highest of 52 weeks:

Lowest of 52 weeks:

Paid-up shares:

Foreign Orderable Volume:

3,300 Kip
2,100 Kip
 235,000,000 Shares
205,225,093 Shares



Company profile

Souavanny Home Center Public Company (PTL)

Sector: Trading

Major business : Importing and distributing construction materials and home decoration through showroom in Lao PDR

SVN

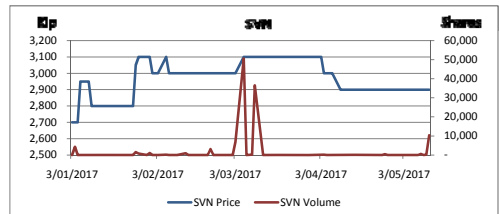
Highest of 52 weeks:

Lowest of 52 weeks:

Paid-up shares:

Foreign Orderable Volume:

3,400 Kip
2,700 Kip
 165,000,000 Shares
158,080,944 Shares



Last 30 days trading information / ຂໍ້ມູນການຊື້-ຂາຍຮຸ້ນ 30 ວັນ (ຄົ້ນຫຼັງ)

No. ລະດັບ	Date ວັນທີ	Index / ດັດຊະນີ			EDL-GEN / ສ-ຟຟລ			BCEL / ຫຸດຕລ			LWPC / ລາວເວີນ			PTL/ປຫລ			SVN/ສວນ		
		Current Index ດັດຊະນີ	Change ປ່ຽນແປງ (%)	Trading Value ມູນຄ່າການຊື້-ຂາຍ (Kip)	Closing Price ລາຄາປິດ (Kip)	Change ປ່ຽນແປງ (Kip)	Trading Volume ປະລິມານການ ຊື້-ຂາຍຮຸ້ນ	Closing Price ລາຄາປິດ (Kip)	Change ປ່ຽນແປງ (Kip)	Trading Volume ປະລິມານການ ຊື້-ຂາຍຮຸ້ນ	Closing Price ລາຄາປິດ (Kip)	Change ປ່ຽນແປງ (Kip)	Trading Volume ປະລິມານ ການ ຊື້-ຂາຍຮຸ້ນ	Closing Price ລາຄາປິດ (Kip)	Change ປ່ຽນແປງ (Kip)	Trading Volume ປະລິມານ ການ ຊື້-ຂາຍຮຸ້ນ	Closing Price ລາຄາປິດ (Kip)	Change ປ່ຽນແປງ (Kip)	Trading Volume ປະລິມານ ການ ຊື້-ຂາຍຮຸ້ນ
1	12.05.17	1,037.22	→ 0.00%	199,475,000	5,150	→ -	8,700	5,200	→ -	24,000	7,400	→ -	-	2,200	→ -	-	2,900	→ -	10,300
2	11.05.17	1,037.22	↑ 0.51%	537,115,000	5,150	→ -	1,000	5,200	↑ 50	48,400	7,400	→ -	-	2,200	↑ 200	140,700	2,900	→ -	200
3	10.05.17	1,031.98	→ 0.00%	187,140,000	5,150	→ -	2,700	5,150	→ -	33,900	7,400	→ -	-	2,000	→ -	-	2,900	→ -	-
4	09.05.17	1,031.98	↑ 2.44%	434,060,000	5,150	↑ 150	38,200	5,150	→ -	46,300	7,400	→ -	-	2,000	→ -	1,000	2,900	→ -	600
5	08.05.17	1,007.44	↓ -1.60%	793,250,000	5,000	↓ 100	62,400	5,150	→ -	93,200	7,400	→ -	-	2,000	→ -	-	2,900	→ -	-
6	05.05.17	1,023.80	→ 0.00%	234,470,000	5,100	→ -	4,000	5,150	→ -	41,900	7,400	→ -	-	2,000	→ -	-	2,900	→ -	-
7	04.05.17	1,023.80	↓ -0.16%	263,798,235,000	5,100	→ -	10,400	5,150	↑ 50	36,200	7,400	↓ 600	35,616,300	2,000	→ -	-	2,900	→ -	-
8	03.05.17	1,025.45	↓ -0.04%	144,470,000	5,100	→ -	22,000	5,100	→ -	5,700	8,000	↓ 100	400	2,000	→ -	-	2,900	→ -	-
9	02.05.17	1,025.83	↓ -0.80%	200,355,000	5,100	↓ 50	33,000	5,100	↑ 50	6,000	8,100	↓ 200	500	2,000	→ -	-	2,900	→ -	-
10	28.04.17	1,034.12	↑ 0.50%	3,897,600,000	5,150	↑ 50	696,300	5,050	→ -	69,500	8,300	↓ 800	-	2,000	→ -	-	2,900	→ -	-
11	27.04.17	1,029.02	↓ -0.72%	1,032,580,000	5,100	↓ 50	119,500	5,050	↑ 50	84,200	9,100	→ -	-	2,000	→ -	-	2,900	→ -	-
12	26.04.17	1,036.53	↓ -0.13%	11,445,000	5,150	→ -	1,900	5,000	↓ 100	100	9,100	→ -	-	2,000	→ -	-	2,900	→ -	400
13	25.04.17	1,037.87	↑ 0.13%	12,775,000	5,150	→ -	500	5,100	↑ 100	2,000	9,100	→ -	-	2,000	→ -	-	2,900	→ -	-
14	24.04.17	1,036.53	→ 0.00%	71,525,000	5,150	→ -	100	5,000	→ -	14,200	9,100	→ -	-	2,000	→ -	-	2,900	→ -	-
15	21.04.17	1,036.53	↓ -0.91%	363,275,000	5,150	↓ 50	2,500	5,000	↓ 100	69,800	9,100	→ -	-	2,000	→ -	-	2,900	→ -	-
16	20.04.17	1,046.05	↑ 0.79%	2,590,000	5,200	↑ 50	400	5,100	→ -	100	9,100	→ -	-	2,000	→ -	-	2,900	→ -	-
17	19.04.17	1,037.87	↓ -0.91%	82,860,000	5,150	↓ 50	7,000	5,100	↓ 100	9,000	9,100	→ -	100	2,000	→ -	-	2,900	→ -	-
18	18.04.17	1,047.38	↓ -4.48%	38,020,000	5,200	↓ 300	7,200	5,200	→ -	-	9,100	→ -	-	2,000	→ -	-	2,900	→ -	200
19	12.04.17	1,096.46	↑ 4.95%	80,400,000	5,500	↑ 300	200	5,200	↑ 200	15,100	9,100	→ -	-	2,000	→ -	100	2,900	→ -	200
20	11.04.17	1,044.71	↓ -4.72%	131,335,000	5,200	↓ 300	2,100	5,000	↓ 200	24,000	9,100	→ -	-	2,000	→ -	-	2,900	→ -	-
21	10.04.17	1,096.46	↑ 1.36%	79,675,000	5,500	↑ 100	2,400	5,200	→ -	12,800	9,100	→ -	-	2,000	→ -	-	2,900	↓ 100	-
22	07.04.17	1,081.70	↓ -0.75%	228,540,000	5,400	↓ 50	42,200	5,200	→ -	-	9,100	→ -	-	2,000	→ -	-	3,000	→ -	-
23	06.04.17	1,089.88	↑ 1.13%	18,045,000	5,450	↑ 50	300	5,200	↑ 300	3,100	9,100	→ -	-	2,000	→ -	300	3,000	→ -	100
24	05.04.17	1,077.71	↓ -0.58%	413,590,000	5,400	→ -	200	4,900	↓ 300	82,400	9,100	→ -	-	2,000	↓ 100	2,500	3,000	→ -	-
25	04.04.17	1,083.99	↑ 2.03%	3,709,975,000	5,400	↑ 150	684,200	5,200	↓ 100	2,300	9,100	→ -	-	2,100	→ -	1,500	3,000	↓ 100	200
26	03.04.17	1,062.39	↓ -2.44%	58,810,000	5,250	↓ 150	11,200	5,300	↓ 150	-	9,100	→ -	-	2,100	→ -	-	3,100	→ -	-
27	31.03.17	1,088.93	↑ 3.03%	540,000	5,400	↑ 200	100	5,450	↓ 50	-	9,100	→ -	-	2,100	→ -	-	3,100	→ -	-
28	30.03.17	1,056.87	↓ -4.50%	727,220,000	5,200	↓ 300	7,200	5,500	↓ 50	125,200	9,100	→ -	-	2,100	→ -	-	3,100	→ -	-
29	29.03.17	1,106.62	↑ 3.84%	653,025,000	5,500	↑ 250	49,200	5,550	→ -	72,100	9,100	→ -	-	2,100	→ -	-	3,100	→ -	-
30	28.03.17	1,065.72	→ 0.00%	233,385,000	5,250	→ -	13,400	5,550	→ -	29,300	9,100	→ -	-	2,100	→ -	200	3,100	→ -	-