

Trade Summary

On Thursday, LSX increased 0.51 points to touch 1,037.22 points, thank to its big trading volume from PTL with 140,700 shares matched and BCEL edged up 50 kip to finish at 5,200 kip, while EDL-GEN closed unchanged at 5,150 with tiny trading volume of 1,000 shares matched. On the other hand LWPC and SVN still closed unchanged at 7,400 kip and 2,900 kip respectively. The total trading value of the market was 537, 115000 kip.

Listed Company

Stock	Details	Date
BCEL	Dividend/Share	614kip/Share
	Dividend Reccord	03-Apr-17
	XD	31-Mar-17
	Dividend payment	08-May-17
	Meeting right Reccord	03-Apr-17
	XM	31-Mar-17
	Meeting date (Annual General Shareholders' Meeting)	28-Apr-17
LWPC	Dividend/Share	100 Kip/Share
	Dividend Reccord	10-Apr-17
	XD	07-Apr-17
	Dividend payment	29-May-17
	Meeting right Reccord	23-Mar-17
	XM	22-Mar-17
	Meeting date (Annual General Shareholders' Meeting)	28-Apr-17

Market Summary

	Last	11.05.2017	Change
LSX Index (Point)	1,031.98	1,037.22	↑ 5.24
Trading Value (LAK)	434,060,000	537,115,000	↑ 103,055,000
Market Cap. (LAK m)	10,544,144	10,849,868	↑ 305,724
52-Week High/Low	963.74/1,277.40		

Daily Turnover by Investor Types (LAKm)

	Buy	Sell	Net purchase
General Corporations	-	-	-
Individuals	5	40	- 35
Foreigners	532	471	61
Securities Companies	-	26	- 26
Others	-	-	-
	0	0	0

Turnover by Investor Types (LAKm) (Month-to-date)

	Buy	Sell	Net purchase
General Corp	185	-	185
Individuals	10,888	437	10,452
Foreigners	2,081	265,714	- 263,633
Securities Companies	420	175	246
Others	252,755	4	252,751
Total	266,329	266,329	-

Trading Volume (Shares)

	Closing price	Change (LAK)	11.05.2017	Change (Shr)
EDL-GEN	5,150 →	-	1,000	- 24,200
BCEL	5,200 ↑	50	48,400	- 46,900
LWPC	7,400 →	-	-	-
PTL	2,200 ↑	200	140,700	- 1,000
SVN	2,900 →	-	200	-
TOTAL				- 72,100

General News

April-17 (BOL)

CPI	101.54
Inflation rate	1.75%
BOL Interest Rate (%) 2 weeks-1year	10.63%

Fixed Deposit Account 12 Months (For individual-BCEL)

LAK	5.72%
USD	3.40%
THB	3.15%

Foreign Exchange Rates (BCEL)

11.05.2017

Currency	Buy	Sell
US Dollar	8,187	8,227
Thai Baht	235.81	237.57
Euro	8,736	8,935

BCEL-KT Securities Company limited
Tel : 021-265480

Closing Session

LA300002005 EDL-Gen			LA3000010006 BCEL			LA3000030004 LWPC		
Current 5,150			Current 5,200			Current 7,400		
Volume 1,000			Volume 48,400			Volume 0		
Previous Day Closing Price 5,150			Previous Day Closing Price 5,150			Previous Day Closing Price 7,400		
Change 0			Change ▲ 50			Change 0		
Turnover 5,150,000			Turnover 249,965,000			Turnover 0		
Sell Remaining Qty	11:30:00	Buy Remaining Qty	Sell Remaining Qty	11:30:00	Buy Remaining Qty	Sell Remaining Qty	11:30:00	Buy Remaining Qty
18,400	5,500		11,000	5,500				
2,500	5,450		2,000	5,450				
300	5,400		1,000	5,300				
1,000	5,300		20,000	5,250				
2,100	5,150		19,900	5,200				
Exp exe Price	5,100	16,700	Exp exe Price	5,150	700	Exp exe Price	6,700	5,000
	5,050	8,000		5,100	15,300			
Exp exe Qty	5,000	31,000	Exp exe Qty	5,050	22,000	Exp exe Qty		
	4,950	34,100		5,000	27,600			
	4,900	18,100		4,950	10,000			
24,300	Total	185,900	53,900	Total	79,800		Total	5,000
Opening Price		5,150	Opening Price		5,100	Opening Price		0
High Price		5,150	High Price		5,200	High Price		0
Low Price		5,150	Low Price		5,100	Low Price		0
Price Limit	5,650	4,650	Price Limit	5,650	4,650	Price Limit	8,100	6,700

LA3000030004 LWPC			LA3000040003 PTL			LA3000050002 SVN		
Current 7,400			Current 2,200			Current 2,900		
Volume 0			Volume 140,700			Volume 200		
Previous Day Closing Price 7,400			Previous Day Closing Price 2,000			Previous Day Closing Price 2,900		
Change 0			Change ▲ 200			Change 0		
Turnover 0			Turnover 281,420,000			Turnover 580,000		
Sell Remaining Qty	11:30:00	Buy Remaining Qty	Sell Remaining Qty	11:30:00	Buy Remaining Qty	Sell Remaining Qty	11:30:00	Buy Remaining Qty
						3,400	3,100	
						9,100	3,000	
			7,400	2,200		6,600	2,900	
Exp exe Price	6,700	5,000	Exp exe Price	2,000	47,500	Exp exe Price	2,650	10,000
				1,800	100			
Exp exe Qty			Exp exe Qty			Exp exe Qty		
Total		5,000	7,400	Total	47,600	19,100	Total	10,000
Opening Price		0	Opening Price		2,000	Opening Price		2,900
High Price		0	High Price		2,200	High Price		2,900
Low Price		0	Low Price		2,000	Low Price		2,900
Price Limit	8,100	6,700	Price Limit	2,200	1,800	Price Limit	3,150	2,650

Trading Execution

EDL-Gen

Time	Current	Change	Price Change(%)	Volume	Cumulative Volume
End RTH	5,150	0	0.000	0	1,000
09:00:00	5,150	0	0.000	1,000	1,000

BCEL

Time	Current	Change	Price Change(%)	Volume	Cumulative Volume
End RTH	5,200 ▲	50	0.970	0	48,400
11:02:10	5,200 ▲	50	0.970	100	48,400
10:54:14	5,150	0	0.000	1,200	48,300
09:13:27	5,150	0	0.000	4,100	47,100
09:08:49	5,150	0	0.000	5,000	43,000
09:08:08	5,200 ▲	50	0.970	15,000	38,000
09:03:45	5,150	0	0.000	19,000	23,000
09:02:47	5,150	0	0.000	3,000	4,000
09:00:00	5,100 ▼	-50	-0.970	1,000	1,000

LWPC

Time	Current	Change	Price Change(%)	Volume	Cumulative Volume
End RTH	7,400	0	0.000	0	0

PTL

Time	Current	Change	Price Change(%)	Volume	Cumulative Volume
End RTH	2,200 ↑	200	10.000	0	140,700
10:42:24	2,200 ↑	200	10.000	100	140,700
09:28:47	2,000	0	0.000	10,000	140,600
09:27:47	2,000	0	0.000	36,500	130,600
09:25:29	2,000	0	0.000	87,500	94,100
09:00:00	2,000	0	0.000	6,600	6,600

SVN

Time	Current	Change	Price Change(%)	Volume	Cumulative Volume
End RTH	2,900	0	0.000	0	0

ຂໍ້ມູນບໍລິສັດ

ບໍລິສັດ ຜະລິດ-ໄຟຟ້າລາວ ມະຫາຊົນ (EDL-Gen)

ຂະແໜງ: ພະລັງງານ

ການບໍລິການ: ຜະລິດໄຟຟ້າ

EDL-Gen

52 ອາທິດ ສູງສຸດ:

6,400 ກີບ

52 ອາທິດ ຕໍ່າສຸດ:

4,700 ກີບ

ຈຳນວນຮຸ້ນທັງໝົດ:

1,679,303,697 **ຮຸ້ນ**

ນັກລົງທຶນຕ່າງປະເທດ 1 ຄົນສາມາດຊື້ໄດ້ບໍ່ເກີນ 1% ຫຼື

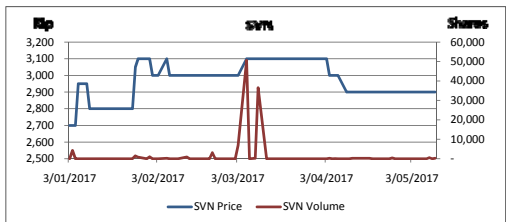
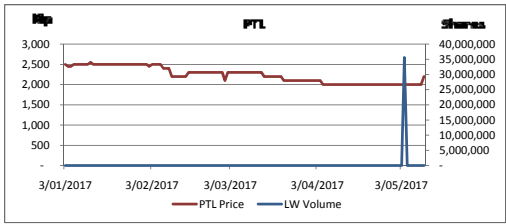
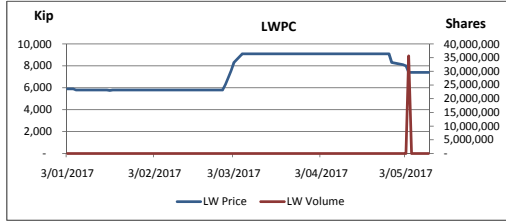
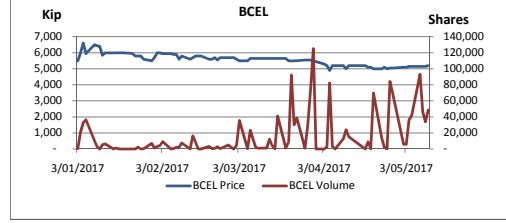
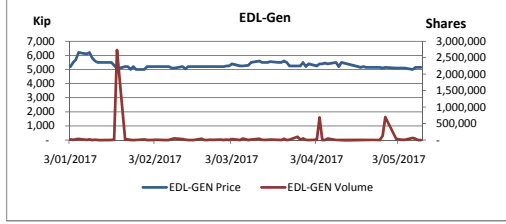
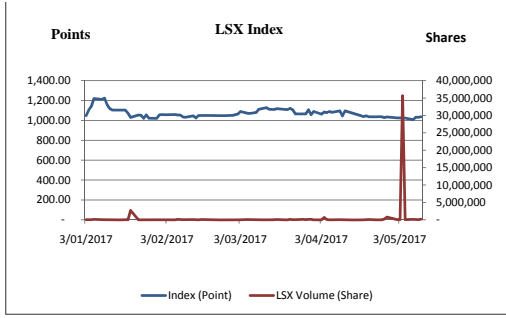
16,793,037 **ຮຸ້ນ**

ນັກລົງທຶນຕ່າງປະເທດຖືຮຸ້ນທັງໝົດລວມກັນບໍ່ເກີນ 25% ຫຼື

419,825,924 **ຮຸ້ນ**

ຈຳນວນທີ່ເງື່ອນໄຂນັກລົງທຶນຕ່າງປະເທດສາມາດຖືກຮອງໄດ້:

196,754,384 ຮຸ້ນ



ຂໍ້ມູນບໍລິສັດ

ທະນາຄານການຄ້າຕ່າງປະເທດລາວ ມະຫາຊົນ (BCEL)

ຂະແໜງ: ການເງິນ-ທະນາຄານ

ການບໍລິການ: ສິນເຊື່ອ, ການຄ້າປະກັນ, ເງິນຢາກ ແລະ ການບໍລິການທະນາຄານອື່ນໆ

BCEL

52 ອາທິດ ສູງ:

5,750 ກີບ

52 ອາທິດ ຕໍ່າ:

4,200 ກີບ

ຈຳນວນຮຸ້ນທັງໝົດ:

136,577,600 **ຮຸ້ນ**

ນັກລົງທຶນຕ່າງປະເທດ 1 ຄົນສາມາດຊື້ໄດ້ບໍ່ເກີນ 1% ຫຼື

1,365,776 **ຮຸ້ນ**

ນັກລົງທຶນຕ່າງປະເທດຖືຮຸ້ນທັງໝົດລວມກັນບໍ່ເກີນ 10% ຫຼື

13,657,760 **ຮຸ້ນ**

ຈຳນວນທີ່ເງື່ອນໄຂນັກລົງທຶນຕ່າງປະເທດສາມາດຖືກຮອງໄດ້:

1,082,991 ຮຸ້ນ

ຂໍ້ມູນບໍລິສັດ

ລາວເນີນ ມະຫາຊົນ (LWPC)

ຂະແໜງ: ອະສັງຫາລິມະຊັບ

ການບໍລິການ: ຈັດງານວາງສະແດງສິນຄ້າຕ່າງໆ, ຈຳນວນສັບພະສິນຄ້າ, ອາຄານການຄ້າ, ສະຖານທີ່ໃຫ້ເຊົ່າ, ໂຮງສາຍຮູບເງິນ, ລານໄບລິ້ງ ແລະ ອື່ນໆ

LWPC

52 ອາທິດ ສູງ:

9,100 ກີບ

52 ອາທິດ ຕໍ່າ:

5,900 ກີບ

ຈຳນວນຮຸ້ນທັງໝົດ:

39,560,909 **ຮຸ້ນ**

ຈຳນວນທີ່ເງື່ອນໄຂນັກລົງທຶນຕ່າງປະເທດສາມາດຖືກຮອງໄດ້:

38,462,236 ຮຸ້ນ

ຂໍ້ມູນບໍລິສັດ

ບໍລິສັດ ປີໂຕຣລູມເທຣດຕິງລາວ ມະຫາຊົນ (PTL)

ຂະແໜງ: ການຄ້າ

ການບໍລິການ: ນຳເຂົ້າ, ຈັດຈຳໜ່າຍນຳມັນເຊື້ອໄຟ ແລະ ອາຍແກັດແບບຄົບວົງຈອນ

PTL

52 ອາທິດ ສູງ:

3,300 ກີບ

52 ອາທິດ ຕໍ່າ:

2,100 ກີບ

ຈຳນວນຮຸ້ນທັງໝົດ:

235,000,000 **ຮຸ້ນ**

ຈຳນວນທີ່ເງື່ອນໄຂນັກລົງທຶນຕ່າງປະເທດສາມາດຖືກຮອງໄດ້:

205,225,093 ຮຸ້ນ

ຂໍ້ມູນບໍລິສັດ

ບໍລິສັດ ສຸວັນນິໄຮມເຊັນເຕີ້ ມະຫາຊົນ (SVN)

ຂະແໜງ: ການຄ້າ

ການບໍລິການ: ການຄ້າ ຂາຍຍົກ ແລະ ຂາຍຍອຍ, ສ້ອມແປງລົດໃຫຍ່ ແລະ ລົດຈັກ

SVN

52 ອາທິດ ສູງ:

3,400 ກີບ

52 ອາທິດ ຕໍ່າ:

2,700 ກີບ

ຈຳນວນຮຸ້ນທັງໝົດ:

165,000,000 **ຮຸ້ນ**

ຈຳນວນທີ່ເງື່ອນໄຂນັກລົງທຶນຕ່າງປະເທດສາມາດຖືກຮອງໄດ້:

158,074,344 ຮຸ້ນ

Last 30 days trading information / ຂໍ້ມູນການຊື້-ຂາຍຮຸ້ນ 30 ວັນ (ຄົ້ນຫຼັງ)

No. ລະດັບ	Date ວັນທີ	Index / ດັດຊະນີ			EDL-GEN / ຕ-ຟຟລ			BCEL / ທຄຕລ			LWPC / ລາວເວີນ			PTL/ປທລ			SVN/ສວນ		
		Current Index ດັດຊະນີ	Change ປ່ຽນແປງ (%)	Trading Value ມູນຄ່າການຊື້-ຂາຍ (Kip)	Closing Price ລາຄາປິດ (Kip)	Change ປ່ຽນແປງ (Kip)	Trading Volume ປະລິມານການ ຊື້-ຂາຍຮຸ້ນ	Closing Price ລາຄາປິດ (Kip)	Change ປ່ຽນແປງ (Kip)	Trading Volume ປະລິມານການ ຊື້-ຂາຍຮຸ້ນ	Closing Price ລາຄາປິດ (Kip)	Change ປ່ຽນແປງ (Kip)	Trading Volume ປະລິມານ ການ ຊື້-ຂາຍຮຸ້ນ	Closing Price ລາຄາປິດ (Kip)	Change ປ່ຽນແປງ (Kip)	Trading Volume ປະລິມານ ການ ຊື້-ຂາຍຮຸ້ນ	Closing Price ລາຄາປິດ (Kip)	Change ປ່ຽນແປງ (Kip)	Trading Volume ປະລິມານ ການ ຊື້-ຂາຍຮຸ້ນ
1	11.05.17	1,037.22	↑ 0.51%	537,115,000	5,150	→ -	1,000	5,200	↑ 50	48,400	7,400	→ -	-	2,200	↑ 200	140,700	2,900	→ -	200
2	10.05.17	1,031.98	→ 0.00%	187,140,000	5,150	→ -	2,700	5,150	→ -	33,900	7,400	→ -	-	2,000	→ -	-	2,900	→ -	-
3	09.05.17	1,031.98	↑ 2.44%	434,060,000	5,150	↑ 150	38,200	5,150	→ -	46,300	7,400	→ -	-	2,000	→ -	1,000	2,900	→ -	600
4	08.05.17	1,007.44	↓ -1.60%	793,250,000	5,000	↓ 100	62,400	5,150	→ -	93,200	7,400	→ -	-	2,000	→ -	-	2,900	→ -	-
5	05.05.17	1,023.80	→ 0.00%	234,470,000	5,100	→ -	4,000	5,150	→ -	41,900	7,400	→ -	-	2,000	→ -	-	2,900	→ -	-
6	04.05.17	1,023.80	↓ -0.16%	263,798,235,000	5,100	→ -	10,400	5,150	↑ 50	36,200	7,400	↓ 600	35,616,300	2,000	→ -	-	2,900	→ -	-
7	03.05.17	1,025.45	↓ -0.04%	144,470,000	5,100	→ -	22,000	5,100	→ -	5,700	8,000	↓ 100	400	2,000	→ -	-	2,900	→ -	-
8	02.05.17	1,025.83	↓ -0.80%	200,355,000	5,100	↓ 50	33,000	5,100	↑ 50	6,000	8,100	↓ 200	500	2,000	→ -	-	2,900	→ -	-
9	28.04.17	1,034.12	↑ 0.50%	3,897,600,000	5,150	↑ 50	696,300	5,050	→ -	69,500	8,300	↓ 800	-	2,000	→ -	-	2,900	→ -	-
10	27.04.17	1,029.02	↓ -0.72%	1,032,580,000	5,100	↓ 50	119,500	5,050	↑ 50	84,200	9,100	→ -	-	2,000	→ -	-	2,900	→ -	-
11	26.04.17	1,036.53	↓ -0.13%	11,445,000	5,150	→ -	1,900	5,000	↓ 100	100	9,100	→ -	-	2,000	→ -	-	2,900	→ -	400
12	25.04.17	1,037.87	↑ 0.13%	12,775,000	5,150	→ -	500	5,100	↑ 100	2,000	9,100	→ -	-	2,000	→ -	-	2,900	→ -	-
13	24.04.17	1,036.53	→ 0.00%	71,525,000	5,150	→ -	100	5,000	→ -	14,200	9,100	→ -	-	2,000	→ -	-	2,900	→ -	-
14	21.04.17	1,036.53	↓ -0.91%	363,275,000	5,150	↓ 50	2,500	5,000	↓ 100	69,800	9,100	→ -	-	2,000	→ -	-	2,900	→ -	-
15	20.04.17	1,046.05	↑ 0.79%	2,590,000	5,200	↑ 50	400	5,100	→ -	100	9,100	→ -	-	2,000	→ -	-	2,900	→ -	-
16	19.04.17	1,037.87	↓ -0.91%	82,860,000	5,150	↓ 50	7,000	5,100	↓ 100	9,000	9,100	→ -	100	2,000	→ -	-	2,900	→ -	-
17	18.04.17	1,047.38	↓ -4.48%	38,020,000	5,200	↓ 300	7,200	5,200	→ -	-	9,100	→ -	-	2,000	→ -	-	2,900	→ -	200
18	12.04.17	1,096.46	↑ 4.95%	80,400,000	5,500	↑ 300	200	5,200	↑ 200	15,100	9,100	→ -	-	2,000	→ -	100	2,900	→ -	200
19	11.04.17	1,044.71	↓ -4.72%	131,335,000	5,200	↓ 300	2,100	5,000	↓ 200	24,000	9,100	→ -	-	2,000	→ -	-	2,900	→ -	-
20	10.04.17	1,096.46	↑ 1.36%	79,675,000	5,500	↑ 100	2,400	5,200	→ -	12,800	9,100	→ -	-	2,000	→ -	-	2,900	↓ 100	-
21	07.04.17	1,081.70	↓ -0.75%	228,540,000	5,400	↓ 50	42,200	5,200	→ -	-	9,100	→ -	-	2,000	→ -	-	3,000	→ -	-
22	06.04.17	1,089.88	↑ 1.13%	18,045,000	5,450	↑ 50	300	5,200	↑ 300	3,100	9,100	→ -	-	2,000	→ -	300	3,000	→ -	100
23	05.04.17	1,077.71	↓ -0.58%	413,590,000	5,400	→ -	200	4,900	↓ 300	82,400	9,100	→ -	-	2,000	↓ 100	2,500	3,000	→ -	-
24	04.04.17	1,083.99	↑ 2.03%	3,709,975,000	5,400	↑ 150	684,200	5,200	↓ 100	2,300	9,100	→ -	-	2,100	→ -	1,500	3,000	↓ 100	200
25	03.04.17	1,062.39	↓ -2.44%	58,810,000	5,250	↓ 150	11,200	5,300	↓ 150	-	9,100	→ -	-	2,100	→ -	-	3,100	→ -	-
26	31.03.17	1,088.93	↑ 3.03%	540,000	5,400	↑ 200	100	5,450	↓ 50	-	9,100	→ -	-	2,100	→ -	-	3,100	→ -	-
27	30.03.17	1,056.87	↓ -4.50%	727,220,000	5,200	↓ 300	7,200	5,500	↓ 50	125,200	9,100	→ -	-	2,100	→ -	-	3,100	→ -	-
28	29.03.17	1,106.62	↑ 3.84%	653,025,000	5,500	↑ 250	49,200	5,550	→ -	72,100	9,100	→ -	-	2,100	→ -	-	3,100	→ -	-
29	28.03.17	1,065.72	→ 0.00%	233,385,000	5,250	→ -	13,400	5,550	→ -	29,300	9,100	→ -	-	2,100	→ -	200	3,100	→ -	-
30	27.03.17	1,065.72	↑ 0.06%	547,970,000	5,250	→ -	97,500	5,550	↑ 50	1,000	9,100	→ -	-	2,100	→ -	18,000	3,100	→ -	-