

Trade Summary

Thanks to an increase by 150 kip of EDL-Gen, LSX composite index rose by 24.54 points or 2.44% to touch 1,031.98 points, with more than 86,000 shares traded. Despite the increase of EDL-Gen, the most traded stock on this Tuesday was BCEL, which saw 46,300 shares changed hands. EDL-Gen traded 38,200 shares, worth about 194 million kip. The other three stocks, namely LWPC, PTL and SVN still closed unchanged at 7,400 kip, 2,000 kip and 2,900 kip respectively with small trading volume.

Listed Company

Stock	Details	Date
BCEL	Dividend/Share	614kip/Share
	Dividend Record	03-Apr-17
	XD	31-Mar-17
	Dividend payment	08-May-17
	Meeting right Record	03-Apr-17
	XM	31-Mar-17
	Meeting date (Annual General Shareholders' Meeting)	28-Apr-17
LWPC	Dividend/Share	100 Kip/Share
	Dividend Record	10-Apr-17
	XD	07-Apr-17
	Dividend payment	29-May-17
	Meeting right Record	23-Mar-17
	XM	22-Mar-17
	Meeting date (Annual General Shareholders' Meeting)	28-Apr-17

Market Summary

	Last	09.05.2017	Change
LSX Index (Point)	1,007.44	1,031.98 ↑	24.54
Trading Value (LAK)	793,250,000	434,060,000 ↓	359,190,000
Market Cap. (LAK m)	10,544,144	10,796,039 ↑	251,896
52-Week High/Low	963.74/1,277.40		

Daily Turnover by Investor Types (LAKm)

	Buy	Sell	Net purchase
General Corporations	-	-	-
Individuals	20	54 -	34
Foreigners	345	380 -	35
Securities Companies	69	-	69
Others	-	-	-
	0	0	0

Turnover by Investor Types (LAKm) (Month-to-date)

	Buy	Sell	Net purchase
General Corp	185	-	185
Individuals	10,880	347	10,533
Foreigners	1,452	265,105 -	263,653
Securities Companies	334	149	185
Others	252,755	4	252,751
Total	265,605	265,605	-

Trading Volume (Shares)

	Closing price	Change (LAK)	09.05.2017	Change (Shr)
EDL-GEN	5,150 ↑	150	38,200 -	24,200
BCEL	5,150 →	-	46,300 -	46,900
LWPC	7,400 →	-	-	-
PTL	2,000 →	-	1,000	1,000
SVN	2,900 →	-	600	600
TOTAL			-	69,500

General News

April-17 (BOL)

CPI	101.54
Inflation rate	1.75%
BOL Interest Rate (%) 2 weeks-1year	10.63%

Fixed Deposit Account 12 Months (For individual-BCEL)

LAK	5.72%
USD	3.40%
THB	3.15%

Foreign Exchange Rates (BCEL)

09.05.2017

Currency	Buy	Sell
US Dollar	8,183	8,223
Thai Baht	238.85	240.64
Euro	8,851	9,053

BCEL-KT Securities Company limited
Tel : 021-265480

Closing Session

LA3000020005		EDL-Gen	LA3000010006		BCEL	Vientiane 14:06:01	
Current		5,150	Current		5,150		
Volume		38,200	Volume		46,300		
Previous Day Closing Price		5,000	Previous Day Closing Price		5,150		
Change		▲ 150	Change		0		
Turnover		194,185,000	Turnover		236,135,000		
Sell Remaining Qty	11:30:00	Buy Remaining Qty	Sell Remaining Qty	11:30:00	Buy Remaining Qty		
			17,000	5,500			
			1,000	5,300			
			10,000	5,250			
			15,000	5,200			
1,000	5,300		11,900	5,150			
Exp exe Price	5,100	7,000	Exp exe Price	5,050	12,500		
	5,000	38,200		5,000	25,400		
Exp exe Qty	4,950	40,000	Exp exe Qty	4,950	10,000		
	4,900	18,100		4,900	4,200		
	4,800	78,000					
1,000	Total	181,300	54,900	Total	52,100		
Opening Price		5,000	Opening Price		5,100		
High Price		5,150	High Price		5,150		
Low Price		5,000	Low Price		5,100		
Price Limit	5,500	4,500	Price Limit	5,650	4,650		

LA3000030004		LWPC	LA3000040003		PTL	Vientiane 14:06:20		LA3000050002		SVN	Vientiane 14:06:20	
Current		7,400	Current		2,000	Current		2,900				
Volume		0	Volume		1,000	Volume		600				
Previous Day Closing Price		7,400	Previous Day Closing Price		2,000	Previous Day Closing Price		2,900				
Change		0	Change		0	Change		0				
Turnover		0	Turnover		2,000,000	Turnover		1,740,000				
Sell Remaining Qty	00:00:00	Buy Remaining Qty	Sell Remaining Qty	11:30:00	Buy Remaining Qty	Sell Remaining Qty	11:30:00	Buy Remaining Qty				
			7,500	2,200		3,400	3,100					
			6,600	2,000		9,100	3,000					
Exp exe Price			Exp exe Price	1,800	100	Exp exe Price						
Exp exe Qty			Exp exe Qty			Exp exe Qty						
	Total		14,100	Total	100	12,500	Total					
Opening Price		0	Opening Price		2,000	Opening Price		2,900				
High Price		0	High Price		2,000	High Price		2,900				
Low Price		0	Low Price		2,000	Low Price		2,900				
Price Limit	8,100	6,700	Price Limit	2,200	1,800	Price Limit	3,150	2,650				

Trading Execution EDL-Gen

Time	Current	Change	Price Change(%)	Volume	Cumulative Volume	
End RTH	5,150 ▲	150		3,000	0	38,200
11:10:40	5,150 ▲	150		3,000	5,000	38,200
11:10:06	5,150 ▲	150		3,000	2,000	33,200
10:25:04	5,150 ▲	150		3,000	300	31,200
09:43:20	5,100 ▲	100		2,000	2,000	30,900
09:10:24	5,100 ▲	100		2,000	10,000	28,900
09:09:54	5,100 ▲	100		2,000	8,900	18,900
09:00:00	5,000	0		0.000	10,000	10,000

BCEL

Time	Current	Change	Price Change(%)	Volume	Cumulative Volume	
End RTH	5,150	0		0.000	0	46,300
11:03:16	5,150	0		0.000	100	46,300
10:06:14	5,100 ▼	-50	-0.970	3,500	46,200	
09:58:12	5,100 ▼	-50	-0.970	2,200	42,700	
09:54:39	5,100 ▼	-50	-0.970	19,300	40,500	
09:54:37	5,100 ▼	-50	-0.970	5,700	21,200	
09:27:39	5,100 ▼	-50	-0.970	15,500	15,500	

LWPC

Time	Current	Change	Price Change(%)	Volume	Cumulative Volume
End RTH	7,400	0	0.000	0	0

PTL

Time	Current	Change	Price Change(%)	Volume	Cumulative Volume
End RTH	2,000	0	0.000	0	1,000
11:04:23	2,000	0	0.000	1,000	1,000

SVN

Time	Current	Change	Price Change(%)	Volume	Cumulative Volume
End RTH	2,900	0	0.000	0	600
10:15:13	2,900	0	0.000	100	600
09:00:00	2,900	0	0.000	500	500

Company profile

EDL-Generation Public company

Sector: Energy

Major products : Electricity

EDL-Gen

Highest of 52 weeks:

6,400 Kip

Lowest of 52 weeks:

4,700 Kip

Paid-up shares:

1,679,303,697 Shares

Foreign limit for one individual not exceed 1% or

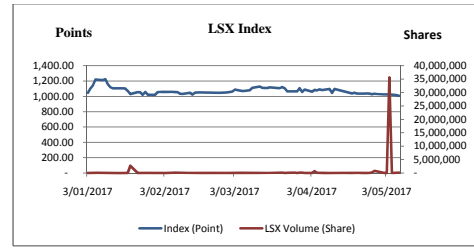
16,793,037 Shares

All foreign limit not exceed 25% or

419,825,924 Shares

Foreign Orderable Volume:

196,756,884 Shares



Company profile

Banque Pour Le Commerce Exterieur Lao Public

Sector: Banking

Major products : Loans, FX Exchange, L/C, L/G, Card and Other Banking products and services

BCEL

Highest of 52 weeks:

5,750 Kip

Lowest of 52 weeks:

4,200 Kip

Paid-up shares:

136,577,600 Shares

Foreign limit for one individual not exceed 1% or

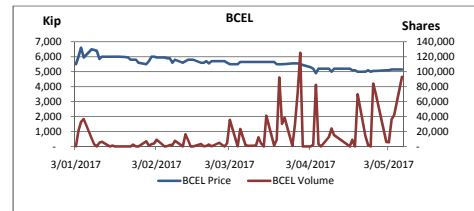
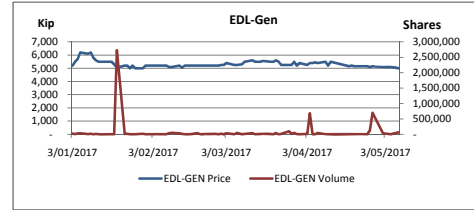
1,365,776 Shares

All foreign limit not exceed 10% or

13,657,760 Shares

Foreign Orderable Volume:

1,081,891 Shares



Company profile

Lao World Public Company (LWPC)

Sector: Property

Major business : trade, exhibition and convention center, Supermarket, cinema, bowling and other

LWPC

Highest of 52 weeks:

9,100 Kip

Lowest of 52 weeks:

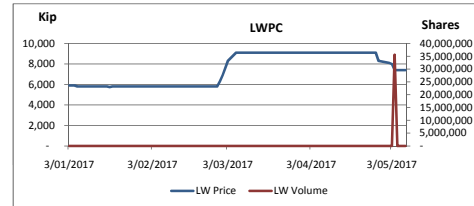
5,900 Kip

Paid-up shares:

39,560,909 Shares

Foreign Orderable Volume:

38,462,236 Shares



Company profile

Petroleum Trading Lao Public Company (PTL)

Sector: Trading

Major business : Importing and distributing fuels and petroleum products in full range service throughout Lao PDR

PTL

Highest of 52 weeks:

3,300 Kip

Lowest of 52 weeks:

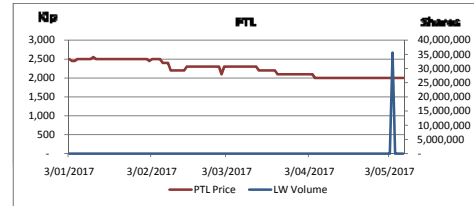
2,100 Kip

Paid-up shares:

235,000,000 Shares

Foreign Orderable Volume:

205,231,693 Shares



Company profile

Souvanny Home Center Public Company (PTL)

Sector: Trading

Major business : Importing and distributing construction materials and home decoration through showroom in Lao PDR

SVN

Highest of 52 weeks:

3,400 Kip

Lowest of 52 weeks:

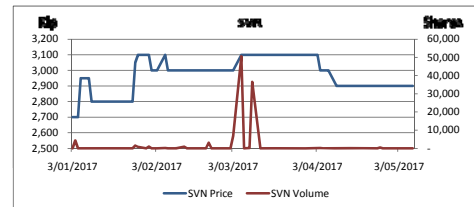
2,700 Kip

Paid-up shares:

165,000,000 Shares

Foreign Orderable Volume:

158,074,144 Shares



Last 30 days trading information / ຂໍ້ມູນການຊື້-ຂາຍຮຸ້ນ 30 ວັນ (ຄົ້ນຫຼັງ)

No. ລະດັບ	Date ວັນທີ	Index / ດັດຊະນີ			EDL-GEN / ຕ-ຟຟລ			BCEL / ທຄຕລ			LWPC/ລາວເວີນ			PTL/ປທລ			SVN/ສວນ		
		Current Index ດັດຊະນີ	Change ປ່ຽນແປງ (%)	Trading Value ມູນຄ່າການຊື້-ຂາຍ (Kip)	Closing Price ລາຄາປິດ (Kip)	Change ປ່ຽນແປງ (Kip)	Trading Volume ປະລິມານການຊື້-ຂາຍຮຸ້ນ	Closing Price ລາຄາປິດ (Kip)	Change ປ່ຽນແປງ (Kip)	Trading Volume ປະລິມານການຊື້-ຂາຍຮຸ້ນ	Closing Price ລາຄາປິດ (Kip)	Change ປ່ຽນແປງ (Kip)	Trading Volume ປະລິມານການຊື້-ຂາຍຮຸ້ນ	Closing Price ລາຄາປິດ (Kip)	Change ປ່ຽນແປງ (Kip)	Trading Volume ປະລິມານການຊື້-ຂາຍຮຸ້ນ	Closing Price ລາຄາປິດ (Kip)	Change ປ່ຽນແປງ (Kip)	Trading Volume ປະລິມານການຊື້-ຂາຍຮຸ້ນ
1	09.05.17	1,031.98	↑ 2.44%	434,060,000	5,150	↑ 150	38,200	5,150	→ -	46,300	7,400	→ -	-	2,000	→ -	1,000	2,900	→ -	600
2	08.05.17	1,007.44	↓ -1.60%	793,250,000	5,000	↓ 100	62,400	5,150	→ -	93,200	7,400	→ -	-	2,000	→ -	-	2,900	→ -	-
3	05.05.17	1,023.80	→ 0.00%	234,470,000	5,100	→ -	4,000	5,150	→ -	41,900	7,400	→ -	-	2,000	→ -	-	2,900	→ -	-
4	04.05.17	1,023.80	↓ -0.16%	263,798,235,000	5,100	→ -	10,400	5,150	↑ 50	36,200	7,400	↓ 600	35,616,300	2,000	→ -	-	2,900	→ -	-
5	03.05.17	1,025.45	↓ -0.04%	144,470,000	5,100	→ -	22,000	5,100	→ -	5,700	8,000	↓ 100	400	2,000	→ -	-	2,900	→ -	-
6	02.05.17	1,025.83	↓ -0.80%	200,355,000	5,100	↓ 50	33,000	5,100	↑ 50	6,000	8,100	↓ 200	500	2,000	→ -	-	2,900	→ -	-
7	28.04.17	1,034.12	↑ 0.50%	3,897,600,000	5,150	↑ 50	696,300	5,050	→ -	69,500	8,300	↓ 800	-	2,000	→ -	-	2,900	→ -	-
8	27.04.17	1,029.02	↓ -0.72%	1,032,580,000	5,100	↓ 50	119,500	5,050	↑ 50	84,200	9,100	→ -	-	2,000	→ -	-	2,900	→ -	-
9	26.04.17	1,036.53	↓ -0.13%	11,445,000	5,150	→ -	1,900	5,000	↓ 100	100	9,100	→ -	-	2,000	→ -	-	2,900	→ -	400
10	25.04.17	1,037.87	↑ 0.13%	12,775,000	5,150	→ -	500	5,100	↑ 100	2,000	9,100	→ -	-	2,000	→ -	-	2,900	→ -	-
11	24.04.17	1,036.53	→ 0.00%	71,525,000	5,150	→ -	100	5,000	→ -	14,200	9,100	→ -	-	2,000	→ -	-	2,900	→ -	-
12	21.04.17	1,036.53	↓ -0.91%	363,275,000	5,150	↓ 50	2,500	5,000	↓ 100	69,800	9,100	→ -	-	2,000	→ -	-	2,900	→ -	-
13	20.04.17	1,046.05	↑ 0.79%	2,590,000	5,200	↑ 50	400	5,100	→ -	100	9,100	→ -	-	2,000	→ -	-	2,900	→ -	-
14	19.04.17	1,037.87	↓ -0.91%	82,860,000	5,150	↓ 50	7,000	5,100	↓ 100	9,000	9,100	→ -	100	2,000	→ -	-	2,900	→ -	-
15	18.04.17	1,047.38	↓ -4.48%	38,020,000	5,200	↓ 300	7,200	5,200	→ -	-	9,100	→ -	-	2,000	→ -	-	2,900	→ -	200
16	12.04.17	1,096.46	↑ 4.95%	80,400,000	5,500	↑ 300	200	5,200	↑ 200	15,100	9,100	→ -	-	2,000	→ -	100	2,900	→ -	200
17	11.04.17	1,044.71	↓ -4.72%	131,335,000	5,200	↓ 300	2,100	5,000	↓ 200	24,000	9,100	→ -	-	2,000	→ -	-	2,900	→ -	-
18	10.04.17	1,096.46	↑ 1.36%	79,675,000	5,500	↑ 100	2,400	5,200	→ -	12,800	9,100	→ -	-	2,000	→ -	-	2,900	↓ 100	-
19	07.04.17	1,081.70	↓ -0.75%	228,540,000	5,400	↓ 50	42,200	5,200	→ -	-	9,100	→ -	-	2,000	→ -	-	3,000	→ -	-
20	06.04.17	1,089.88	↑ 1.13%	18,045,000	5,450	↑ 50	300	5,200	↑ 300	3,100	9,100	→ -	-	2,000	→ -	300	3,000	→ -	100
21	05.04.17	1,077.71	↓ -0.58%	413,590,000	5,400	→ -	200	4,900	↓ 300	82,400	9,100	→ -	-	2,000	↓ 100	2,500	3,000	→ -	-
22	04.04.17	1,083.99	↑ 2.03%	3,709,975,000	5,400	↑ 150	684,200	5,200	↓ 100	2,300	9,100	→ -	-	2,100	→ -	1,500	3,000	↓ 100	200
23	03.04.17	1,062.39	↓ -2.44%	58,810,000	5,250	↓ 150	11,200	5,300	↓ 150	-	9,100	→ -	-	2,100	→ -	-	3,100	→ -	-
24	31.03.17	1,088.93	↑ 3.03%	540,000	5,400	↑ 200	100	5,450	↓ 50	-	9,100	→ -	-	2,100	→ -	-	3,100	→ -	-
25	30.03.17	1,056.87	↓ -4.50%	727,220,000	5,200	↓ 300	7,200	5,500	↓ 50	125,200	9,100	→ -	-	2,100	→ -	-	3,100	→ -	-
26	29.03.17	1,106.62	↑ 3.84%	653,025,000	5,500	↑ 250	49,200	5,550	→ -	72,100	9,100	→ -	-	2,100	→ -	-	3,100	→ -	-
27	28.03.17	1,065.72	→ 0.00%	233,385,000	5,250	→ -	13,400	5,550	→ -	29,300	9,100	→ -	-	2,100	→ -	200	3,100	→ -	-
28	27.03.17	1,065.72	↑ 0.06%	547,970,000	5,250	→ -	97,500	5,550	↑ 50	1,000	9,100	→ -	-	2,100	→ -	18,000	3,100	→ -	-
29	24.03.17	1,065.05	↓ -3.70%	268,600,000	5,250	↓ 250	10,800	5,500	→ -	38,500	9,100	→ -	-	2,100	→ -	-	3,100	→ -	-
30	23.03.17	1,105.95	↓ -1.46%	166,650,000	5,500	↓ 100	100	5,500	→ -	30,200	9,100	→ -	-	2,100	→ -	-	3,100	→ -	-