

Trade Summary

Lao Securities Exchange was down on Monday, dropping 16.36 points or 1.60 percent to stay at 1,007.44 points. The market generated about 793 million kip from trading of EDL-Gen shares and BCEL shares with the total trading volume of 155,600 shares. The electricity shares today traded down at 5,000 kip with trading volume of 62,400, while BCEL stayed unchanged at 5,150 kip with 93,200 shares. In the meantime, LWPC, PTL and SVN still closed unchanged at 7,400 kip, 2,000 kip and 2,900 kip respectively.

Listed Company

Stock	Details	Date
BCEL	Dividend/Share	614kip/Share
	Dividend Record	03-Apr-17
	XD	31-Mar-17
	Dividend payment	08-May-17
	Meeting right Record	03-Apr-17
	XM	31-Mar-17
	Meeting date (Annual General Shareholders' Meeting)	28-Apr-17
LWPC	Dividend/Share	100 Kip/Share
	Dividend Record	10-Apr-17
	XD	07-Apr-17
	Dividend payment	29-May-17
	Meeting right Record	23-Mar-17
	XM	22-Mar-17
	Meeting date (Annual General Shareholders' Meeting)	28-Apr-17

Market Summary

	Last	08.05.2017	Change
LSX Index (Point)	1,023.80	1,007.44	↓ -16.36
Trading Value (LAK)	234,470,000	793,250,000	↑ 558,780,000
Market Cap. (LAK m)	10,712,074	10,544,144	↓ -167,930
52-Week High/Low	963.74/1,277.40		

Daily Turnover by Investor Types (LAKm)

	Buy	Sell	Net purchase
General Corporations	85	-	85
Individuals	12	60	- 49
Foreigners	646	585	62
Securities Companies	51	149	- 98
Others	-	-	-
	0	0	0

Turnover by Investor Types (LAKm) (Month-to-date)

	Buy	Sell	Net purchase
General Corp	185	-	185
Individuals	10,860	293	10,567
Foreigners	1,107	264,725	- 263,618
Securities Companies	265	149	116
Others	252,755	4	252,751
Total	265,171	265,171	-

Trading Volume (Shares)

	Closing price	Change (LAK)	08.05.2017	Change (Shr)
EDL-GEN	5,000	↓-	100	62,400
BCEL	5,150	→	-	93,200
LWPC	7,400	→	-	-
PTL	2,000	→	-	-
SVN	2,900	→	-	-
TOTAL				109,700

General News

April-17 (BOL)

CPI	101.54
Inflation rate	1.75%
BOL Interest Rate (%) 2 weeks-1year	10.63%

Fixed Deposit Account 12 Months (For individual-BCEL)

LAK	5.72%
USD	3.40%
THB	3.15%

Foreign Exchange Rates (BCEL)

08.05.2017

Currency	Buy	Sell
US Dollar	8,182	8,221
Thai Baht	236.59	238.36
Euro	8,807	9,008

BCEL-KT Securities Company limited
Tel : 021-265480

Closing Session

LA3000020005			EDL-Gen			LA3000010006			BCEL			Vientiane 14:42:26		
Current					5,000	Current					5,150			
Volume					62,400	Volume					93,200			
Previous Day Closing Price					5,100	Previous Day Closing Price					5,150			
Change					100	Change					0			
Turnover					314,540,000	Turnover					478,710,000			
Sell Remaining Qty	11:30:00		Buy Remaining Qty			Sell Remaining Qty	11:30:00		Buy Remaining Qty					
18,400	5,500					17,000	5,500							
1,000	5,300					1,000	5,300							
7,300	5,150					10,000	5,250							
18,900	5,100					15,000	5,200							
Exp exe Price	5,000		3,100			Exp exe Price	5,050		12,500					
	4,950		30,000				5,000		15,200					
Exp exe Qty	4,900		18,100			Exp exe Qty	4,950		10,000					
	4,800		78,000				4,900		1,500					
45,600	Total		129,200			57,400	Total		39,200					
Opening Price					5,000	Opening Price					5,150			
High Price					5,100	High Price					5,200			
Low Price					5,000	Low Price					5,100			
Price Limit	5,600		4,600			Price Limit	5,650		4,650					

LA3000030004			LWPC			LA3000040003			PTL			Vientiane 14:42:57			LA3000050002			SVN		
Current					7,400	Current					2,000	Current					2,900			
Volume					0	Volume					0	Volume					0			
Previous Day Closing Price					7,400	Previous Day Closing Price					2,000	Previous Day Closing Price					2,900			
Change					0	Change					0	Change					0			
Turnover					0	Turnover					0	Turnover					0			
Sell Remaining Qty	00:00:00		Buy Remaining Qty			Sell Remaining Qty	11:30:00		Buy Remaining Qty			Sell Remaining Qty	11:30:00		Buy Remaining Qty					
						7,500	2,200					3,400	3,100							
						7,600	2,000					9,100	3,000							
												600	2,900							
Exp exe Price						Exp exe Price	1,800		100			Exp exe Price								
Exp exe Qty						Exp exe Qty						Exp exe Qty								
						15,100	Total		100			13,100	Total							
Opening Price					0	Opening Price					0	Opening Price					0			
High Price					0	High Price					0	High Price					0			
Low Price					0	Low Price					0	Low Price					0			
Price Limit	8,100		6,700			Price Limit	2,200		1,800			Price Limit	3,150		2,650					

Trading Execution

EDL-Gen

Time	Current	Change	Price Change(%)	Volume	Cumulative Volume
End RTH	5,000 ▼	-100	-1.960	0	62,400
11:30:00	5,000 ▼	-100	-1.960	25,000	62,400
10:54:04	5,100	0	0.000	10,200	37,400
10:51:40	5,100	0	0.000	14,800	27,200
10:37:42	5,100	0	0.000	400	12,400
09:56:01	5,000 ▼	-100	-1.960	12,000	12,000

BCEL

Time	Current	Change	Price Change(%)	Volume	Cumulative Volume
End RTH	5,150	0	0.000	0	93,200
11:05:03	5,150	0	0.000	400	93,200
11:05:03	5,100 ▼	-50	-0.970	100	92,800
11:03:44	5,100 ▼	-50	-0.970	1,600	92,700
11:02:03	5,100 ▼	-50	-0.970	10,000	91,100
11:00:43	5,100 ▼	-50	-0.970	300	81,100
10:54:52	5,100 ▼	-50	-0.970	12,000	80,800
09:39:50	5,150	0	0.000	100	68,800
09:38:13	5,100 ▼	-50	-0.970	10,000	68,700
09:35:52	5,150	0	0.000	100	58,700
09:21:45	5,100 ▼	-50	-0.970	20,000	58,600
09:06:59	5,200 ▲	50	0.970	28,600	38,600
09:01:18	5,150	0	0.000	10,000	10,000

LWPC

Time	Current	Change	Price Change(%)	Volume	Cumulative Volume
End RTH	7,400	0	0.000	0	0

PTL

Time	Current	Change	Price Change(%)	Volume	Cumulative Volume
End RTH	2,000	0	0.000	0	0

SVN

Time	Current	Change	Price Change(%)	Volume	Cumulative Volume
End RTH	2,900	0	0.000	0	0

Company profile

EDL-Generation Public company

Sector: Energy

Major products : Electricity

EDL-Gen

Highest of 52 weeks:

6,400 Kip

Lowest of 52 weeks:

4,700 Kip

Paid-up shares:

1,679,303,697 Shares

Foreign limit for one individual not exceed 1% or

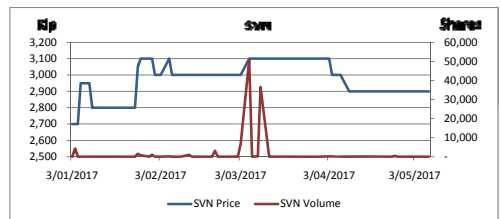
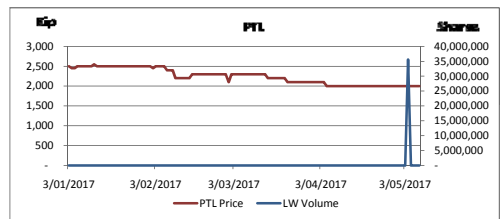
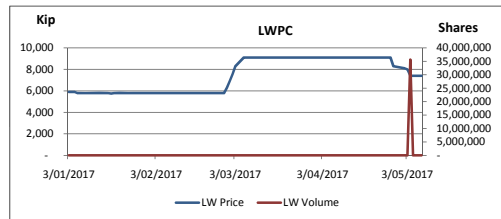
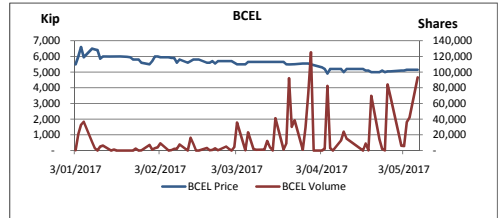
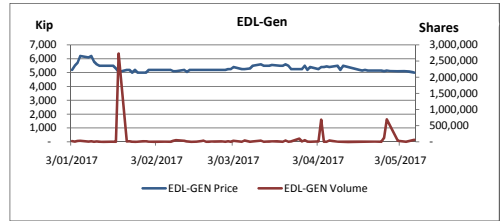
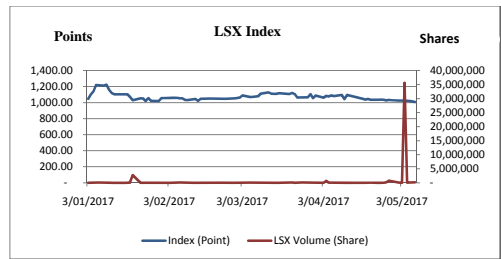
16,793,037 Shares

All foreign limit not exceed 25% or

419,825,924 Shares

Foreign Orderable Volume:

196,766,568 Shares



Company profile

Banque Pour Le Commerce Exterieur Lao Public

Sector: Banking

Major products : Loans, FX Exchange, L/C, L/G, Card and Other Banking products and services

BCEL

Highest of 52 weeks:

5,750 Kip

Lowest of 52 weeks:

4,200 Kip

Paid-up shares:

1,365,577,600 Shares

Foreign limit for one individual not exceed 1% or

13,657,760 Shares

All foreign limit not exceed 10% or

1,065,191 Shares

Foreign Orderable Volume:

Company profile

Lao World Public Company (LWPC)

Sector: Property

Major business : trade, exhibition and convention center, Supermarket, cinema, bowling and other

LWPC

Highest of 52 weeks:

9,100 Kip

Lowest of 52 weeks:

5,900 Kip

Paid-up shares:

39,560,909 Shares

Foreign Orderable Volume:

39,560,909 Shares

Company profile

Petroleum Trading Lao Public Company (PTL)

Sector: Trading

Major business : Importing and distributing fuels and petroleum products in full range service throughout Lao PDR

PTL

Highest of 52 weeks:

3,300 Kip

Lowest of 52 weeks:

2,100 Kip

Paid-up shares:

235,000,000 Shares

Foreign Orderable Volume:

205,231,693 Shares

Company profile

Souvanny Home Center Public Company (PTL)

Sector: Trading

Major business : Importing and distributing construction materials and home decoration through showroom in Lao PDR

SVN

Highest of 52 weeks:

3,400 Kip

Lowest of 52 weeks:

2,700 Kip

Paid-up shares:

165,000,000 Shares

Foreign Orderable Volume:

158,074,644 Shares

Last 30 days trading information / ຂໍ້ມູນການຊື້-ຂາຍຮຸ້ນ 30 ວັນ (ຄົ້ນຫຼັງ)

No. ລະດັບ	Date ວັນທີ	Index / ດັດຊະນີ			EDL-GEN / ຕ-ຟຟລ			BCEL / ທຄຕລ			LWPC/ລາວເວີນ			PTL/ປທລ			SVN/ສວນ		
		Current Index ດັດຊະນີ	Change ປ່ຽນແປງ (%)	Trading Value ມູນຄ່າການຊື້-ຂາຍ (Kip)	Closing Price ລາຄາປິດ (Kip)	Change ປ່ຽນແປງ (Kip)	Trading Volume ປະລິມານການ ຊື້-ຂາຍຮຸ້ນ	Closing Price ລາຄາປິດ (Kip)	Change ປ່ຽນແປງ (Kip)	Trading Volume ປະລິມານການ ຊື້-ຂາຍຮຸ້ນ	Closing Price ລາຄາປິດ (Kip)	Change ປ່ຽນແປງ (Kip)	Trading Volume ປະລິມານການ ຊື້-ຂາຍຮຸ້ນ	Closing Price ລາຄາປິດ (Kip)	Change ປ່ຽນແປງ (Kip)	Trading Volume ປະລິມານ ການ ຊື້-ຂາຍຮຸ້ນ	Closing Price ລາຄາປິດ (Kip)	Change ປ່ຽນແປງ (Kip)	Trading Volume ປະລິມານ ການ ຊື້-ຂາຍຮຸ້ນ
1	08.05.17	1,007.44	↓ -1.60%	793,250,000	5,000	↓ 100	62,400	5,150	→ -	93,200	7,400	→ -	-	2,000	→ -	-	2,900	→ -	-
2	05.05.17	1,023.80	→ 0.00%	234,470,000	5,100	→ -	4,000	5,150	→ -	41,900	7,400	→ -	-	2,000	→ -	-	2,900	→ -	-
3	04.05.17	1,023.80	↓ -0.16%	263,798,235,000	5,100	→ -	10,400	5,150	↑ 50	36,200	7,400	↓ 600	35,616,300	2,000	→ -	-	2,900	→ -	-
4	03.05.17	1,025.45	↓ -0.04%	144,470,000	5,100	→ -	22,000	5,100	→ -	5,700	8,000	↓ 100	400	2,000	→ -	-	2,900	→ -	-
5	02.05.17	1,025.83	↓ -0.80%	200,355,000	5,100	↓ 50	33,000	5,100	↑ 50	6,000	8,100	↓ 200	500	2,000	→ -	-	2,900	→ -	-
6	28.04.17	1,034.12	↑ 0.50%	3,897,600,000	5,150	↑ 50	696,300	5,050	→ -	69,500	8,300	↓ 800	-	2,000	→ -	-	2,900	→ -	-
7	27.04.17	1,029.02	↓ -0.72%	1,032,580,000	5,100	↓ 50	119,500	5,050	↑ 50	84,200	9,100	→ -	-	2,000	→ -	-	2,900	→ -	-
8	26.04.17	1,036.53	↓ -0.13%	11,445,000	5,150	→ -	1,900	5,000	↓ 100	100	9,100	→ -	-	2,000	→ -	-	2,900	→ -	400
9	25.04.17	1,037.87	↑ 0.13%	12,775,000	5,150	→ -	500	5,100	↑ 100	2,000	9,100	→ -	-	2,000	→ -	-	2,900	→ -	-
10	24.04.17	1,036.53	→ 0.00%	71,525,000	5,150	→ -	100	5,000	→ -	14,200	9,100	→ -	-	2,000	→ -	-	2,900	→ -	-
11	21.04.17	1,036.53	↓ -0.91%	363,275,000	5,150	↓ 50	2,500	5,000	↓ 100	69,800	9,100	→ -	-	2,000	→ -	-	2,900	→ -	-
12	20.04.17	1,046.05	↑ 0.79%	2,590,000	5,200	↑ 50	400	5,100	→ -	100	9,100	→ -	-	2,000	→ -	-	2,900	→ -	-
13	19.04.17	1,037.87	↓ -0.91%	82,860,000	5,150	↓ 50	7,000	5,100	↓ 100	9,000	9,100	→ -	100	2,000	→ -	-	2,900	→ -	-
14	18.04.17	1,047.38	↓ -4.48%	38,020,000	5,200	↓ 300	7,200	5,200	→ -	-	9,100	→ -	-	2,000	→ -	-	2,900	→ -	200
15	12.04.17	1,096.46	↑ 4.95%	80,400,000	5,500	↑ 300	200	5,200	↑ 200	15,100	9,100	→ -	-	2,000	→ -	100	2,900	→ -	200
16	11.04.17	1,044.71	↓ -4.72%	131,335,000	5,200	↓ 300	2,100	5,000	↓ 200	24,000	9,100	→ -	-	2,000	→ -	-	2,900	→ -	-
17	10.04.17	1,096.46	↑ 1.36%	79,675,000	5,500	↑ 100	2,400	5,200	→ -	12,800	9,100	→ -	-	2,000	→ -	-	2,900	↓ 100	-
18	07.04.17	1,081.70	↓ -0.75%	228,540,000	5,400	↓ 50	42,200	5,200	→ -	-	9,100	→ -	-	2,000	→ -	-	3,000	→ -	-
19	06.04.17	1,089.88	↑ 1.13%	18,045,000	5,450	↑ 50	300	5,200	↑ 300	3,100	9,100	→ -	-	2,000	→ -	300	3,000	→ -	100
20	05.04.17	1,077.71	↓ -0.58%	413,590,000	5,400	→ -	200	4,900	↓ 300	82,400	9,100	→ -	-	2,000	↓ 100	2,500	3,000	→ -	-
21	04.04.17	1,083.99	↑ 2.03%	3,709,975,000	5,400	↑ 150	684,200	5,200	↓ 100	2,300	9,100	→ -	-	2,100	→ -	1,500	3,000	↓ 100	200
22	03.04.17	1,062.39	↓ -2.44%	58,810,000	5,250	↓ 150	11,200	5,300	↓ 150	-	9,100	→ -	-	2,100	→ -	-	3,100	→ -	-
23	31.03.17	1,088.93	↑ 3.03%	540,000	5,400	↑ 200	100	5,450	↓ 50	-	9,100	→ -	-	2,100	→ -	-	3,100	→ -	-
24	30.03.17	1,056.87	↓ -4.50%	727,220,000	5,200	↓ 300	7,200	5,500	↓ 50	125,200	9,100	→ -	-	2,100	→ -	-	3,100	→ -	-
25	29.03.17	1,106.62	↑ 3.84%	653,025,000	5,500	↑ 250	49,200	5,550	→ -	72,100	9,100	→ -	-	2,100	→ -	-	3,100	→ -	-
26	28.03.17	1,065.72	→ 0.00%	233,385,000	5,250	→ -	13,400	5,550	→ -	29,300	9,100	→ -	-	2,100	→ -	200	3,100	→ -	-
27	27.03.17	1,065.72	↑ 0.06%	547,970,000	5,250	→ -	97,500	5,550	↑ 50	1,000	9,100	→ -	-	2,100	→ -	18,000	3,100	→ -	-
28	24.03.17	1,065.05	↓ -3.70%	268,600,000	5,250	↓ 250	10,800	5,500	→ -	38,500	9,100	→ -	-	2,100	→ -	-	3,100	→ -	-
29	23.03.17	1,105.95	↓ -1.46%	166,650,000	5,500	↓ 100	100	5,500	→ -	30,200	9,100	→ -	-	2,100	→ -	-	3,100	→ -	-
30	22.03.17	1,122.31	↑ 1.27%	727,585,000	5,600	↑ 100	41,400	5,500	→ -	92,200	9,100	→ -	-	2,100	↓ 100	200	3,100	→ -	-