

Trade Summary

LSX closed unchanged on Friday, staying at 1,023.80 points, with over 45 thousand shares traded, worth about 234,470,000 kip. BCEL traded the most today, closing at 5,150 kip, with 41,900 shares changed hands. EDL-Gen still closed at 5,100 kip on the matching of 4,000 shares. LWPC, PTL and SVN still closed at 7,400 kip, 2,000 kip and 2,900 kip respectively.

Listed Company

Stock	Details	Date
BCEL	Dividend/Share	614kip/Share
	Dividend Reccord	03-Apr-17
	XD	31-Mar-17
	Dividend payment	
	Meeting right Reccord	03-Apr-17
	XM	31-Mar-17
	Meeting date (Annual General Shareholders' Meeting)	28-Apr-17
LWPC	Dividend/Share	100 Kip/Share
	Dividend Reccord	10-Apr-17
	XD	07-Apr-17
	Dividend payment	29-May-17
	Meeting right Reccord	23-Mar-17
	XM	22-Mar-17
	Meeting date (Annual General Shareholders' Meeting)	28-Apr-17

Market Summary

	Last	05.05.2017	Change
LSX Index (Point)	1,023.80	1,023.80	⇒ 0
Trading Value (LAK)	263,798,235,000	234,470,000	⇓ - 263,563,765,000
Market Cap. (LAK m)	10,712,074	10,712,074	⇒ -
52-Week High/Low	963.74/1,277.40		

Daily Turnover by Investor Types (LAKm)

	Buy	Sell	Net purchase
General Corporations	-	-	-
Individuals	23	66	- 43
Foreigners	125	169	- 43
Securities Companies	86	-	86
Others	-	-	-
	0	0	0

Turnover by Investor Types (LAKm) (Month-to-date)

	Buy	Sell	Net purchase
General Corp	100	-	100
Individuals	10,848	233	10,615
Foreigners	460	264,140	- 263,680
Securities Companies	214	-	214
Others	252,755	4	252,751
Total	264,378	264,378	-

Trading Volume (Shares)

	Closing price	Change (LAK)	05.05.2017	Change (Shr)
EDL-GEN	5,100	⇒	-	4,000 - 6,400
BCEL	5,150	⇒	-	41,900 5,700
LWPC	7,400	⇒	-	- - 35,616,300
PTL	2,000	⇒	-	- -
SVN	2,900	⇒	-	- -
TOTAL				- 35,617,000

General News

April-17 (BOL)

CPI	101.54
Inflation rate	1.75%
BOL Interest Rate (%) 2 weeks-1year	10.63%

Fixed Deposit Account 12 Months (For individual-BCEL)

LAK	5.72%
USD	3.40%
THB	3.15%

Foreign Exchange Rates (BCEL)

05.05.2017

Currency	Buy	Sell
US Dollar	8,180	8,218
Thai Baht	237.22	238.99
Euro	8,888	9,016

BCEL-KT Securities Company limited
Tel : 021-265480

Opening Session

LA3000020005 EDL-Gen LA3000010006 BCEL **Vientiane 09:09:53**
Vientiane 09:09:53

Current	5,100	Current	5,100
Volume	3,700	Volume	7,500
Previous Day Closing Price	5,100	Previous Day Closing Price	5,150
Change	0	Change	50
Turnover	18,870,000	Turnover	38,250,000

Sell Remaining Qty	09:09:38	Buy Remaining Qty	Sell Remaining Qty	09:10:10	Buy Remaining Qty
31,600	5,500				
1,000	5,400				
1,000	5,200				
10,900	5,150		1,000	5,550	
32,800	5,100		61,600	5,200	
			20,000	5,150	
Exp exe Price	5,000	17,700	Exp exe Price	5,050	13,400
	4,950	36,000		5,000	14,500
Exp exe Qty	4,900	28,100	Exp exe Qty	4,950	50,100
	4,800	78,000		4,900	1,500
77,300	Total	159,800	82,600	Total	79,500

Opening Price	5,100	Opening Price	5,100
High Price	5,100	High Price	5,100
Low Price	5,100	Low Price	5,100
Price Limit	5,600	4,600	5,650
			4,650

LA3000030004 LWPC LA3000040003 PTL **Vientiane 09:10:07**
Vientiane 09:10:07 LA3000050002 SVN

Current	7,400	Current	2,000	Current	2,900
Volume	0	Volume	0	Volume	0
Previous Day Closing Price	7,400	Previous Day Closing Price	2,000	Previous Day Closing Price	2,900
Change	0	Change	0	Change	0
Turnover	0	Turnover	0	Turnover	0

Sell Remaining Qty	09:00:00	Buy Remaining Qty	Sell Remaining Qty	09:00:00	Buy Remaining Qty	Sell Remaining Qty	09:02:55	Buy Remaining Qty
						3,400	3,100	
			7,500	2,200		9,100	3,000	
20,000	7,900		7,600	2,000		600	2,900	
Exp exe Price	6,700	500	Exp exe Price	1,800	100	Exp exe Price	2,650	500
Exp exe Qty			Exp exe Qty			Exp exe Qty		
20,000	Total	500	15,100	Total	100	13,100	Total	500

Opening Price	0	Opening Price	0	Opening Price	0
High Price	0	High Price	0	High Price	0
Low Price	0	Low Price	0	Low Price	0
Price Limit	8,100	6,700	2,200	1,800	3,150
					2,650

Closing Session

LA3000020005 EDL-Gen LA3000010006 BCEL **Vientiane 11:40:48**
Vientiane 11:40:48

Current	5,100	Current	5,150
Volume	4,000	Volume	41,900
Previous Day Closing Price	5,100	Previous Day Closing Price	5,150
Change	0	Change	0
Turnover	20,400,000	Turnover	214,070,000

Sell Remaining Qty	11:30:00	Buy Remaining Qty	Sell Remaining Qty	11:30:00	Buy Remaining Qty
31,600	5,500				
1,000	5,400				
1,000	5,200				
12,600	5,150		1,000	5,550	
32,500	5,100		61,600	5,200	
Exp exe Price	5,000	32,600	Exp exe Price	5,000	15,000
	4,950	46,000		4,950	50,100
Exp exe Qty	4,900	28,100	Exp exe Qty	4,900	1,500
	4,800	78,000			
78,700	Total	184,700	62,600	Total	66,600

Opening Price	5,100	Opening Price	5,100
High Price	5,100	High Price	5,150
Low Price	5,100	Low Price	5,050
Price Limit	5,600 4,600	Price Limit	5,650 4,650

LA3000030004 LWPC LA3000040003 PTL **Vientiane 11:41:06** LA3000050002 SVN **Vientiane 11:41:06**

Current	7,400	Current	2,000	Current	2,900
Volume	0	Volume	0	Volume	0
Previous Day Closing Price	7,400	Previous Day Closing Price	2,000	Previous Day Closing Price	2,900
Change	0	Change	0	Change	0
Turnover	0	Turnover	0	Turnover	0

Sell Remaining Qty	11:30:00	Buy Remaining Qty	Sell Remaining Qty	11:30:00	Buy Remaining Qty	Sell Remaining Qty	11:30:00	Buy Remaining Qty
			7,500	2,200		3,400	3,100	
			7,600	2,000		9,100	3,000	
						600	2,900	
Exp exe Price	6,700	500	Exp exe Price	1,800	100	Exp exe Price	2,650	500
Exp exe Qty			Exp exe Qty			Exp exe Qty		
Total	500	500	15,100	Total	100	13,100	Total	500

Opening Price	0	Opening Price	0	Opening Price	0
High Price	0	High Price	0	High Price	0
Low Price	0	Low Price	0	Low Price	0
Price Limit	8,100 6,700	Price Limit	2,200 1,800	Price Limit	3,150 2,650

LWPC

Time	Current	Change	Price Change(%)	Volume	Cumulative Volume
End RTH	7,400	0	0.000	0	0

PTL

Time	Current	Change	Price Change(%)	Volume	Cumulative Volume
End RTH	2,000	0	0.000	0	0

Company profile

EDL-Generation Public company

Sector: Energy

Major products : Electricity

EDL-Gen

Highest of 52 weeks:

6,400 Kip

Lowest of 52 weeks:

4,700 Kip

Paid-up shares:

1,679,303,697 Shares

Foreign limit for one individual not exceed 1% or

16,793,037 Shares

All foreign limit not exceed 25% or

419,825,924 Shares

Foreign Orderable Volume:**196,615,968 Shares****Company profile**

Banque Pour Le Commerce Exterieur Lao Public

Sector: Banking

Major products : Loans, FX Exchange, L/C, L/G, Card and Other Banking products and services

BCEL

Highest of 52 weeks:

5,750 Kip

Lowest of 52 weeks:

4,200 Kip

Paid-up shares:

136,577,600 Shares

Foreign limit for one individual not exceed 1% or

1,365,776 Shares

All foreign limit not exceed 10% or

13,657,760 Shares

Foreign Orderable Volume:**1,078,291 Shares****Company profile**

Lao World Public Company (LWPC)

Sector: Property

Major business : trade, exhibition and convention center, Supermarket, cinema, bowling and other

LWPC

Highest of 52 weeks:

9,100 Kip

Lowest of 52 weeks:

5,900 Kip

Paid-up shares:

39,560,909 Shares

Foreign Orderable Volume:**39,560,909 Shares****Company profile**

Petroleum Trading Lao Public Company (PTL)

Sector: Trading

Major business : Importing and distributing fuels and petroleum products in full range service throughout Lao PDR

PTL

Highest of 52 weeks:

3,300 Kip

Lowest of 52 weeks:

2,100 Kip

Paid-up shares:

235,000,000 Shares

Foreign Orderable Volume:**205,231,693 Shares****Company profile**

Souvanny Home Center Public Company (PTL)

Sector: Trading

Major business : Importing and distributing construction materials and home decoration through showroom in Lao PDR

SVN

Highest of 52 weeks:

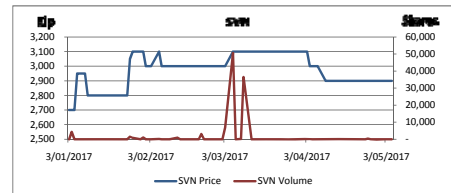
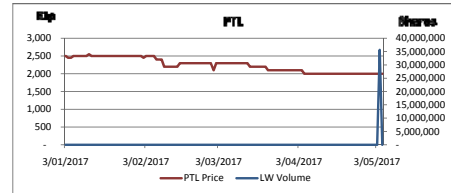
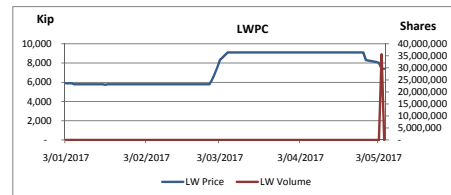
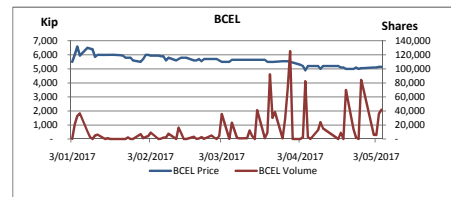
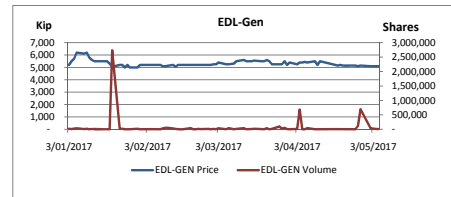
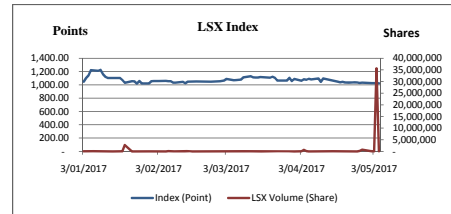
3,400 Kip

Lowest of 52 weeks:

2,700 Kip

Paid-up shares:

165,000,000 Shares

Foreign Orderable Volume:**158,074,644 Shares**

Last 30 days trading information / ຂໍ້ມູນການຊື້-ຂາຍຮຸ້ນ 30 ວັນ (ຄົ້ນຫຼັງ)

No. ລະດັບ	Date ວັນທີ	Index / ດັດຊະນີ			EDL-GEN / ຕ-ຟຟລ			BCEL / ທຄຕລ			LWPC/ລາວເວີນ			PTL/ປທລ			SVN/ສວນ		
		Current Index ດັດຊະນີ	Change ປ່ຽນແປງ (%)	Trading Value ມູນຄ່າການຊື້-ຂາຍ (Kip)	Closing Price ລາຄາປິດ (Kip)	Change ປ່ຽນແປງ (Kip)	Trading Volume ປະລິມານການຊື້-ຂາຍຮຸ້ນ	Closing Price ລາຄາປິດ (Kip)	Change ປ່ຽນແປງ (Kip)	Trading Volume ປະລິມານການຊື້-ຂາຍຮຸ້ນ	Closing Price ລາຄາປິດ (Kip)	Change ປ່ຽນແປງ (Kip)	Trading Volume ປະລິມານການຊື້-ຂາຍຮຸ້ນ	Closing Price ລາຄາປິດ (Kip)	Change ປ່ຽນແປງ (Kip)	Trading Volume ປະລິມານການຊື້-ຂາຍຮຸ້ນ	Closing Price ລາຄາປິດ (Kip)	Change ປ່ຽນແປງ (Kip)	Trading Volume ປະລິມານການຊື້-ຂາຍຮຸ້ນ
1	05.05.17	1,023.80	→ 0.00%	234,470,000	5,100	→ -	4,000	5,150	→ -	41,900	7,400	→ -	-	2,000	→ -	-	2,900	→ -	-
2	04.05.17	1,023.80	↓ -0.16%	263,798,235,000	5,100	→ -	10,400	5,150	↑ 50	36,200	7,400	↓ - 600	35,616,300	2,000	→ -	-	2,900	→ -	-
3	03.05.17	1,025.45	↓ -0.04%	144,470,000	5,100	→ -	22,000	5,100	→ -	5,700	8,000	↓ - 100	400	2,000	→ -	-	2,900	→ -	-
4	02.05.17	1,025.83	↓ -0.80%	200,355,000	5,100	↓ 50	33,000	5,100	↑ 50	6,000	8,100	↓ - 200	500	2,000	→ -	-	2,900	→ -	-
5	28.04.17	1,034.12	↑ 0.50%	3,897,600,000	5,150	↑ 50	696,300	5,050	→ -	69,500	8,300	↓ - 800	-	2,000	→ -	-	2,900	→ -	-
6	27.04.17	1,029.02	↓ -0.72%	1,032,580,000	5,100	↓ 50	119,500	5,050	↑ 50	84,200	9,100	→ -	-	2,000	→ -	-	2,900	→ -	-
7	26.04.17	1,036.53	↓ -0.13%	11,445,000	5,150	→ -	1,900	5,000	↓ 100	100	9,100	→ -	-	2,000	→ -	-	2,900	→ -	400
8	25.04.17	1,037.87	↑ 0.13%	12,775,000	5,150	→ -	500	5,100	↑ 100	2,000	9,100	→ -	-	2,000	→ -	-	2,900	→ -	-
9	24.04.17	1,036.53	→ 0.00%	71,525,000	5,150	→ -	100	5,000	→ -	14,200	9,100	→ -	-	2,000	→ -	-	2,900	→ -	-
10	21.04.17	1,036.53	↓ -0.91%	363,275,000	5,150	↓ 50	2,500	5,000	↓ 100	69,800	9,100	→ -	-	2,000	→ -	-	2,900	→ -	-
11	20.04.17	1,046.05	↑ 0.79%	2,590,000	5,200	↑ 50	400	5,100	→ -	100	9,100	→ -	-	2,000	→ -	-	2,900	→ -	-
12	19.04.17	1,037.87	↓ -0.91%	82,860,000	5,150	↓ 50	7,000	5,100	↓ 100	9,000	9,100	→ -	100	2,000	→ -	-	2,900	→ -	-
13	18.04.17	1,047.38	↓ -4.48%	38,020,000	5,200	↓ 300	7,200	5,200	→ -	-	9,100	→ -	-	2,000	→ -	-	2,900	→ -	200
14	12.04.17	1,096.46	↑ 4.95%	80,400,000	5,500	↑ 300	200	5,200	↑ 200	15,100	9,100	→ -	-	2,000	→ -	100	2,900	→ -	200
15	11.04.17	1,044.71	↓ -4.72%	131,335,000	5,200	↓ 300	2,100	5,000	↓ 200	24,000	9,100	→ -	-	2,000	→ -	-	2,900	→ -	-
16	10.04.17	1,096.46	↑ 1.36%	79,675,000	5,500	↑ 100	2,400	5,200	→ -	12,800	9,100	→ -	-	2,000	→ -	-	2,900	↓ - 100	-
17	07.04.17	1,081.70	↓ -0.75%	228,540,000	5,400	↓ 50	42,200	5,200	→ -	-	9,100	→ -	-	2,000	→ -	-	3,000	→ -	-
18	06.04.17	1,089.88	↑ 1.13%	18,045,000	5,450	↑ 50	300	5,200	↑ 300	3,100	9,100	→ -	-	2,000	→ -	300	3,000	→ -	100
19	05.04.17	1,077.71	↓ -0.58%	413,590,000	5,400	→ -	200	4,900	↓ 300	82,400	9,100	→ -	-	2,000	↓ - 100	2,500	3,000	→ -	-
20	04.04.17	1,083.99	↑ 2.03%	3,709,975,000	5,400	↑ 150	684,200	5,200	↓ 100	2,300	9,100	→ -	-	2,100	→ -	1,500	3,000	↓ - 100	200
21	03.04.17	1,062.39	↓ -2.44%	58,810,000	5,250	↓ 150	11,200	5,300	↓ 150	-	9,100	→ -	-	2,100	→ -	-	3,100	→ -	-
22	31.03.17	1,088.93	↑ 3.03%	540,000	5,400	↑ 200	100	5,450	↓ 50	-	9,100	→ -	-	2,100	→ -	-	3,100	→ -	-
23	30.03.17	1,056.87	↓ -4.50%	727,220,000	5,200	↓ 300	7,200	5,500	↓ 50	125,200	9,100	→ -	-	2,100	→ -	-	3,100	→ -	-
24	29.03.17	1,106.62	↑ 3.84%	653,025,000	5,500	↑ 250	49,200	5,550	→ -	72,100	9,100	→ -	-	2,100	→ -	-	3,100	→ -	-
25	28.03.17	1,065.72	→ 0.00%	233,385,000	5,250	→ -	13,400	5,550	→ -	29,300	9,100	→ -	-	2,100	→ -	200	3,100	→ -	-
26	27.03.17	1,065.72	↑ 0.06%	547,970,000	5,250	→ -	97,500	5,550	↑ 50	1,000	9,100	→ -	-	2,100	→ -	18,000	3,100	→ -	-
27	24.03.17	1,065.05	↓ -3.70%	268,600,000	5,250	↓ 250	10,800	5,500	→ -	38,500	9,100	→ -	-	2,100	→ -	-	3,100	→ -	-
28	23.03.17	1,105.95	↓ -1.46%	166,650,000	5,500	↓ 100	100	5,500	→ -	30,200	9,100	→ -	-	2,100	→ -	-	3,100	→ -	-
29	22.03.17	1,122.31	↑ 1.27%	727,585,000	5,600	↑ 100	41,400	5,500	→ -	92,200	9,100	→ -	-	2,100	↓ - 100	200	3,100	→ -	-
30	21.03.17	1,108.24	↓ -0.18%	62,495,000	5,500	→ -	2,400	5,500	↓ 150	9,000	9,100	→ -	-	2,200	→ -	-	3,100	→ -	-