

Trade Summary

On Thursday, LSX decreased 1.65 points to touch 1,023.80 points, despite its big trading volume from the exchange of LWPC. EDL-Gen closed unchanged at 5,100 kip with the matching of just 10,400 shares, while BCEL edged up 50 kip to finish at 5,150 kip. LWPC came into light today as the change of major shareholders took place, with TK support co., Ltd. becoming the new major shareholder, leading to the trading of 35,616,300 shares. LWPC price, however, has declined 600 kip to hit 7,400 kip. The value totaled at 263,560,620,000 kip, the biggest trading lot this year. PTL and SVN still closed unchanged, at 2,000 kip and 2,900 kip respectively.

Listed Company

Stock	Details	Date
EDL-Gen	Dividend/Share	160 Kip/Share
	Dividend Record	12-Apr-17
	XD	11-Apr-17
	Dividend payment	28-Apr-17
	Meeting right Record	03-Mar-17
	XM	02-Mar-17
	Meeting date (Annual General Shareholders' Meeting)	06-Apr-17
BCEL	Dividend/Share	614kip/Share
	Dividend Record	03-Apr-17
	XD	31-Mar-17
	Dividend payment	
	Meeting right Record	03-Apr-17
	XM	31-Mar-17
	Meeting date (Annual General Shareholders' Meeting)	28-Apr-17
SVN	Dividend/Share	20 Kip/Share
	Dividend Record	09-Mar-17
	XD	07-Mar-17
	Dividend payment	03-May-17
	Meeting right Record	09-Mar-17
	XM	07-Mar-17
	Meeting date (Annual General Shareholders' Meeting)	07-Apr-17
PTL	Dividend/Share	
	Dividend Record	24-Mar-17
	XD	23-Mar-17
	Dividend payment	
	Meeting right Record	24-Mar-17
	XM	23-Mar-17
	Meeting date (Annual General Shareholders' Meeting)	27-Apr-17
LWPC	Dividend/Share	100 Kip/Share
	Dividend Record	10-Apr-17
	XD	07-Apr-17
	Dividend payment	29-May-17
	Meeting right Record	23-Mar-17
	XM	22-Mar-17
	Meeting date (Annual General Shareholders' Meeting)	28-Apr-17

Market Summary

	Last	04.05.2017	Change
LSX Index (Point)	1,025.45	1,023.80	↓ -1.65
Trading Value (LAK)	144,470,000	263,798,235,000	↑ 263,653,765,000
Market Cap. (LAK m)	10,728,982	10,712,074	↓- 16,908
52-Week High/Low	963.74/1,277.40		

Daily Turnover by Investor Types (LAKm)

	Buy	Sell	Net purchase
General Corporations	-	-	-
Individuals	10,818	165	10,653
Foreigners	123	263,633	- 263,510
Securities Companies	102	-	102
Others	252,755	-	252,755
	0	0	0

Turnover by Investor Types (LAKm) (Month-to-date)

	Buy	Sell	Net purchase
General Corp	100	-	100
Individuals	10,825	167	10,658
Foreigners	335	263,972	- 263,637
Securities Companies	128	-	128
Others	252,755	4	252,751
Total	264,143	264,143	-

Trading Volume (Shares)

	Closing price	Change (LAK)	04.05.2017	Change (Shr)
EDL-GEN	5,100 →	-	10,400	- 11,600
BCEL	5,150 ↑	50	36,200	30,500
LWPC	7,400 ↓-	600	35,616,300	35,615,900
PTL	2,000 →	-	-	-
SVN	2,900 →	-	-	-
TOTAL				35,634,800

General News

April-17 (BOL)

CPI	101.54
Inflation rate	1.75%
BOL Interest Rate (%) 2 weeks-1year	10.63%

Fixed Deposit Account 12 Months (For individual-BCEL)

LAK	5.72%
USD	3.40%
THB	3.15%

Foreign Exchange Rates (BCEL)

04.05.2017

Currency	Buy	Sell
US Dollar	8,182	8,221
Thai Baht	237.28	239.05
Euro	8,816	8,942

BCEL-KT Securities Company limited
Tel : 021-265480

Opening Session

LA3000020005 EDL-Gen LA3000010006 BCEL **Vientiane 09:00:18**
Vientiane 09:00:18

Current	5,000	Current	5,100
Volume	600	Volume	0
Previous Day Closing Price	5,100	Previous Day Closing Price	5,100
Change	▼ 100	Change	0
Turnover	3,000,000	Turnover	0

Sell Remaining Qty	09:00:00	Buy Remaining Qty	Sell Remaining Qty	09:00:00	Buy Remaining Qty
31,600	5,500				
1,000	5,400				
1,000	5,200		1,000	5,550	
10,900	5,150		61,600	5,200	
46,300	5,100		20,000	5,150	
Exp exe Price	5,000	10,100	Exp exe Price	5,050	8,400
	4,950	36,200		5,000	9,000
Exp exe Qty	4,900	20,000	Exp exe Qty	4,950	50,100
	4,800	78,000		4,900	2,000
90,800	Total	144,300	82,600	Total	69,500

Opening Price	5,000	Opening Price	0
High Price	5,000	High Price	0
Low Price	5,000	Low Price	0
Price Limit	5,600 4,600	Price Limit	5,600 4,600

LA3000030004 LWPC LA3000040003 PTL **Vientiane 09:00:34**
Vientiane 09:00:34 LA3000050002 SVN

Current	8,000	Current	2,000	Current	2,900
Volume	0	Volume	0	Volume	0
Previous Day Closing Price	8,000	Previous Day Closing Price	2,000	Previous Day Closing Price	2,900
Change	0	Change	0	Change	0
Turnover	0	Turnover	0	Turnover	0

Sell Remaining Qty	09:00:00	Buy Remaining Qty	Sell Remaining Qty	09:00:00	Buy Remaining Qty	Sell Remaining Qty	09:00:00	Buy Remaining Qty
						3,400	3,100	
						9,100	3,000	
			7,500	2,200		600	2,900	
Exp exe Price			Exp exe Price	1,800	100	Exp exe Price		
Exp exe Qty			Exp exe Qty			Exp exe Qty		
Total			7,500	Total	100	13,100	Total	

Opening Price	0	Opening Price	0	Opening Price	0
High Price	0	High Price	0	High Price	0
Low Price	0	Low Price	0	Low Price	0
Price Limit	8,800 7,200	Price Limit	2,200 1,800	Price Limit	3,150 2,650

Closing Session

LA3000020005	EDL-Gen	LA3000010006	BCEL	Vientiane 11:43:01 Vientiane 11:43:01	LA3000030004	LWPC
--------------	---------	--------------	------	--	--------------	------

Current	5,100	Current	5,150	Current	7,400
Volume	10,400	Volume	36,200	Volume	35,616,300
Previous Day Closing Price	5,100	Previous Day Closing Price	5,100	Previous Day Closing Price	8,000
Change	0	Change	▲ 50	Change	▼ 600
Turnover	52,980,000	Turnover	184,635,000	Turnover	263,560,620,000

Sell Remaining Qty	11:30:00	Buy Remaining Qty	Sell Remaining Qty	11:30:00	Buy Remaining Qty	Sell Remaining Qty	11:30:00	Buy Remaining Qty
31,600	5,500							
1,000	5,400		1,000	5,550				
1,000	5,200		61,600	5,200				
10,900	5,150		19,700	5,150		2,800	8,000	
36,500	5,100		27,100	5,100		20,000	7,900	
Exp exe Price	5,000	13,000	Exp exe Price	5,050	8,400	Exp exe Price		
	4,950	36,200		5,000	9,000			
Exp exe Qty	4,900	20,000	Exp exe Qty	4,950	50,100	Exp exe Qty		
	4,800	78,000		4,900	2,000			
81,000	Total	147,200	109,400	Total	69,500	22,800	Total	

Opening Price	5,000	Opening Price	5,100	Opening Price	7,400
High Price	5,100	High Price	5,150	High Price	7,400
Low Price	5,000	Low Price	5,100	Low Price	7,400
Price Limit	5,600 4,600	Price Limit	5,600 4,600	Price Limit	8,800 7,200

LA3000030004	LWPC	LA3000040003	PTL	Vientiane 11:43:24 Vientiane 11:43:24	LA3000050002	SVN
--------------	------	--------------	-----	--	--------------	-----

Current	7,400	Current	2,000	Current	2,900
Volume	35,616,300	Volume	0	Volume	0
Previous Day Closing Price	8,000	Previous Day Closing Price	2,000	Previous Day Closing Price	2,900
Change	▼ 600	Change	0	Change	0
Turnover	263,560,620,000	Turnover	0	Turnover	0

Sell Remaining Qty	11:30:00	Buy Remaining Qty	Sell Remaining Qty	11:30:00	Buy Remaining Qty	Sell Remaining Qty	11:30:00	Buy Remaining Qty
2,800	8,000		7,500	2,200		3,400	3,100	
20,000	7,900		7,600	2,000		9,100	3,000	
						600	2,900	
Exp exe Price			Exp exe Price	1,800	100	Exp exe Price		
Exp exe Qty			Exp exe Qty			Exp exe Qty		
22,800	Total		15,100	Total	100	13,100	Total	

Opening Price	7,400	Opening Price	0	Opening Price	0
High Price	7,400	High Price	0	High Price	0
Low Price	7,400	Low Price	0	Low Price	0
Price Limit	8,800 7,200	Price Limit	2,200 1,800	Price Limit	3,150 2,650

Trading Execution

EDL-Gen

Time	Current	Change	Price Change(%)	Volume	Cumulative Volume
End RTH	5,100	0	0.000	0	10,400
10:35:32	5,100	0	0.000	2,700	10,400
10:33:06	5,100	0	0.000	5,200	7,700
10:00:14	5,100	0	0.000	1,900	2,500
09:00:00	5,000 ▼	-100	-1.960	600	600

BCEL

Time	Current	Change	Price Change(%)	Volume	Cumulative Volume
End RTH	5,150 ▲	50	0.980	0	36,200
11:05:53	5,150 ▲	50	0.980	300	36,200
11:05:24	5,100	0	0.000	3,000	35,900
10:58:36	5,100	0	0.000	10,000	32,900
09:58:21	5,100	0	0.000	22,900	22,900

LWPC

Time	Current	Change	Price Change(%)	Volume	Cumulative Volume
End RTH	7,400 ▼	-600	-7.500	0	35,616,300
11:13:59	7,400 ▼	-600	-7.500	2,000	35,616,300
11:13:29	7,400 ▼	-600	-7.500	2,000	35,614,300
11:13:14	7,400 ▼	-600	-7.500	2,000	35,612,300
11:13:00	7,400 ▼	-600	-7.500	2,000	35,610,300
11:12:31	7,400 ▼	-600	-7.500	365,900	35,608,300
11:12:31	7,400 ▼	-600	-7.500	448,500	35,242,400
11:12:22	7,400 ▼	-600	-7.500	999,900	34,793,900
11:12:15	7,400 ▼	-600	-7.500	999,900	33,794,000
11:12:07	7,400 ▼	-600	-7.500	999,900	32,794,100
11:11:59	7,400 ▼	-600	-7.500	999,900	31,794,200
11:11:51	7,400 ▼	-600	-7.500	999,900	30,794,300
11:11:34	7,400 ▼	-600	-7.500	308,900	29,794,400
11:11:27	7,400 ▼	-600	-7.500	448,500	29,485,500
11:11:24	7,400 ▼	-600	-7.500	551,400	29,037,000
11:11:19	7,400 ▼	-600	-7.500	448,500	28,485,600
11:11:16	7,400 ▼	-600	-7.500	551,400	28,037,100
11:11:12	7,400 ▼	-600	-7.500	448,500	27,485,700
11:11:06	7,400 ▼	-600	-7.500	551,400	27,037,200

PTL

Time	Current	Change	Price Change(%)	Volume	Cumulative Volume
End RTH	2,000	0	0.000	0	0

SVN

Time	Current	Change	Price Change(%)	Volume	Cumulative Volume
End RTH	2,900	0	0.000	0	0

Company profile

EDL-Generation Public company

Sector: Energy

Major products : Electricity

EDL-Gen

Highest of 52 weeks:

6,400 Kip

Lowest of 52 weeks:

4,700 Kip

Paid-up shares:

1,679,303,697 Shares

Foreign limit for one individual not exceed 1% or

16,793,037 Shares

All foreign limit not exceed 25% or

419,825,924 Shares

Foreign Orderable Volume:**196,755,368 Shares****Company profile**

Banque Pour Le Commerce Exterieur Lao Public

Sector: Banking

Major products : Loans, FX Exchange, L/C, L/G, Card

and Other Banking products and services

BCEL

Highest of 52 weeks:

5,750 Kip

Lowest of 52 weeks:

4,200 Kip

Paid-up shares:

136,577,600 Shares

Foreign limit for one individual not exceed 1% or

1,365,776 Shares

All foreign limit not exceed 10% or

13,657,760 Shares

Foreign Orderable Volume:**1,079,291 Shares****Company profile**

Lao World Public Company (LWPC)

Sector: Property

Major business : trade, exhibition and convention center, Supermarket,

cinema, bowling and other

LWPC

Highest of 52 weeks:

9,100 Kip

Lowest of 52 weeks:

5,900 Kip

Paid-up shares:

39,560,909 Shares

Foreign Orderable Volume:**39,560,909 Shares****Company profile**

Petroleum Trading Lao Public Company (PTL)

Sector: Trading

Major business : Importing and distributing fuels and petroleum products in

full range service throughout Lao PDR

PTL

Highest of 52 weeks:

3,300 Kip

Lowest of 52 weeks:

2,100 Kip

Paid-up shares:

235,000,000 Shares

Foreign Orderable Volume:**205,231,693 Shares****Company profile**

Souvanny Home Center Public Company (PTL)

Sector: Trading

Major business : Importing and distributing construction materials and home

decoration through showroom in Lao PDR

SVN

Highest of 52 weeks:

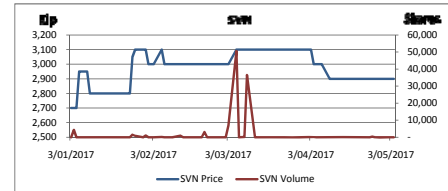
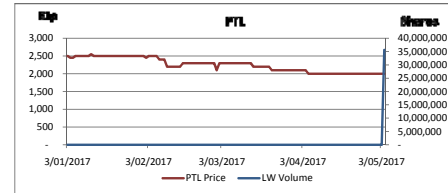
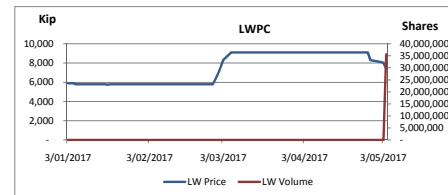
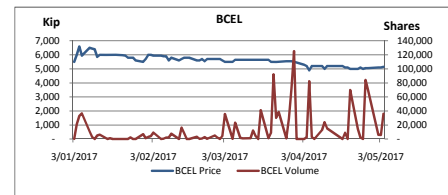
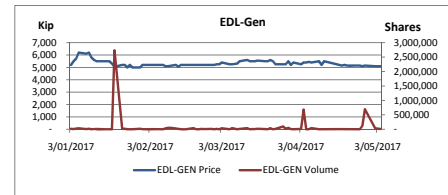
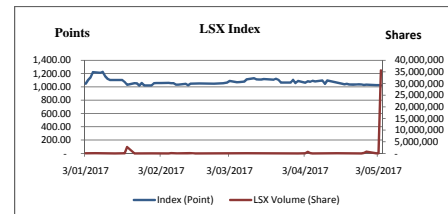
3,400 Kip

Lowest of 52 weeks:

2,700 Kip

Paid-up shares:

165,000,000 Shares

Foreign Orderable Volume:**158,074,644 Shares**

Last 30 days trading information / ຂໍ້ມູນການຊື້-ຂາຍຮຸ້ນ 30 ວັນ (ຄົ້ນຫຼັງ)

No. ລະດັບ	Date ວັນທີ	Index / ດັດຊະນີ			EDL-GEN / ຕ-ຟຟລ			BCEL / ທຄຕລ			LWPC/ລາວເວີນ			PTL/ປທລ			SVN/ສວນ		
		Current Index ດັດຊະນີ	Change ປ່ຽນແປງ (%)	Trading Value ມູນຄ່າການຊື້-ຂາຍ (Kip)	Closing Price ລາຄາປິດ (Kip)	Change ປ່ຽນແປງ (Kip)	Trading Volume ປະລິມານການຊື້-ຂາຍຮຸ້ນ	Closing Price ລາຄາປິດ (Kip)	Change ປ່ຽນແປງ (Kip)	Trading Volume ປະລິມານການຊື້-ຂາຍຮຸ້ນ	Closing Price ລາຄາປິດ (Kip)	Change ປ່ຽນແປງ (Kip)	Trading Volume ປະລິມານການຊື້-ຂາຍຮຸ້ນ	Closing Price ລາຄາປິດ (Kip)	Change ປ່ຽນແປງ (Kip)	Trading Volume ປະລິມານການຊື້-ຂາຍຮຸ້ນ	Closing Price ລາຄາປິດ (Kip)	Change ປ່ຽນແປງ (Kip)	Trading Volume ປະລິມານການຊື້-ຂາຍຮຸ້ນ
1	04.05.17	1,023.80	↓ -0.16%	263,798,235.00	5,100	→ -	10,400	5,150	↑ 50	36,200	7,400	↓ 600	35,616,300	2,000	→ -	-	2,900	→ -	-
2	03.05.17	1,025.45	↓ -0.04%	144,470.00	5,100	→ -	22,000	5,100	→ -	5,700	8,000	↓ 100	400	2,000	→ -	-	2,900	→ -	-
3	02.05.17	1,025.83	↓ -0.80%	200,355.00	5,100	↓ 50	33,000	5,100	↑ 50	6,000	8,100	↓ 200	500	2,000	→ -	-	2,900	→ -	-
4	28.04.17	1,034.12	↑ 0.50%	3,897,600.00	5,150	↑ 50	696,300	5,050	→ -	69,500	8,300	↓ 800	-	2,000	→ -	-	2,900	→ -	-
5	27.04.17	1,029.02	↓ -0.72%	1,032,580.00	5,100	↓ 50	119,500	5,050	↑ 50	84,200	9,100	→ -	-	2,000	→ -	-	2,900	→ -	-
6	26.04.17	1,036.53	↓ -0.13%	11,445.00	5,150	→ -	1,900	5,000	↓ 100	100	9,100	→ -	-	2,000	→ -	-	2,900	→ -	400
7	25.04.17	1,037.87	↑ 0.13%	12,775.00	5,150	→ -	500	5,100	↑ 100	2,000	9,100	→ -	-	2,000	→ -	-	2,900	→ -	-
8	24.04.17	1,036.53	→ 0.00%	71,525.00	5,150	→ -	100	5,000	→ -	14,200	9,100	→ -	-	2,000	→ -	-	2,900	→ -	-
9	21.04.17	1,036.53	↓ -0.91%	363,275.00	5,150	↓ 50	2,500	5,000	↓ 100	69,800	9,100	→ -	-	2,000	→ -	-	2,900	→ -	-
10	20.04.17	1,046.05	↑ 0.79%	2,590.00	5,200	↑ 50	400	5,100	→ -	100	9,100	→ -	-	2,000	→ -	-	2,900	→ -	-
11	19.04.17	1,037.87	↓ -0.91%	82,860.00	5,150	↓ 50	7,000	5,100	↓ 100	9,000	9,100	→ -	100	2,000	→ -	-	2,900	→ -	-
12	18.04.17	1,047.38	↓ -4.48%	38,020.00	5,200	↓ 300	7,200	5,200	→ -	-	9,100	→ -	-	2,000	→ -	-	2,900	→ -	200
13	12.04.17	1,096.46	↑ 4.95%	80,400.00	5,500	↑ 300	200	5,200	↑ 200	15,100	9,100	→ -	-	2,000	→ -	100	2,900	→ -	200
14	11.04.17	1,044.71	↓ -4.72%	131,335.00	5,200	↓ 300	2,100	5,000	↓ 200	24,000	9,100	→ -	-	2,000	→ -	-	2,900	→ -	-
15	10.04.17	1,096.46	↑ 1.36%	79,675.00	5,500	↑ 100	2,400	5,200	→ -	12,800	9,100	→ -	-	2,000	→ -	-	2,900	↓ 100	-
16	07.04.17	1,081.70	↓ -0.75%	228,540.00	5,400	↓ 50	42,200	5,200	→ -	-	9,100	→ -	-	2,000	→ -	-	3,000	→ -	-
17	06.04.17	1,089.88	↑ 1.13%	18,045.00	5,450	↑ 50	300	5,200	↑ 300	3,100	9,100	→ -	-	2,000	→ -	300	3,000	→ -	100
18	05.04.17	1,077.71	↓ -0.58%	413,590.00	5,400	→ -	200	4,900	↓ 300	82,400	9,100	→ -	-	2,000	↓ 100	2,500	3,000	→ -	-
19	04.04.17	1,083.99	↑ 2.03%	3,709,975.00	5,400	↑ 150	684,200	5,200	↓ 100	2,300	9,100	→ -	-	2,100	→ -	1,500	3,000	↓ 100	200
20	03.04.17	1,062.39	↓ -2.44%	58,810.00	5,250	↓ 150	11,200	5,300	↓ 150	-	9,100	→ -	-	2,100	→ -	-	3,100	→ -	-
21	31.03.17	1,088.93	↑ 3.03%	540,000	5,400	↑ 200	100	5,450	↓ 50	-	9,100	→ -	-	2,100	→ -	-	3,100	→ -	-
22	30.03.17	1,056.87	↓ -4.50%	727,220.00	5,200	↓ 300	7,200	5,500	↓ 50	125,200	9,100	→ -	-	2,100	→ -	-	3,100	→ -	-
23	29.03.17	1,106.62	↑ 3.84%	653,025.00	5,500	↑ 250	49,200	5,550	→ -	72,100	9,100	→ -	-	2,100	→ -	-	3,100	→ -	-
24	28.03.17	1,065.72	→ 0.00%	233,385.00	5,250	→ -	13,400	5,550	→ -	29,300	9,100	→ -	-	2,100	→ -	200	3,100	→ -	-
25	27.03.17	1,065.72	↑ 0.06%	547,970.00	5,250	→ -	97,500	5,550	↑ 50	1,000	9,100	→ -	-	2,100	→ -	18,000	3,100	→ -	-
26	24.03.17	1,065.05	↓ -3.70%	268,600.00	5,250	↓ 250	10,800	5,500	→ -	38,500	9,100	→ -	-	2,100	→ -	-	3,100	→ -	-
27	23.03.17	1,105.95	↓ -1.46%	166,650.00	5,500	↓ 100	100	5,500	→ -	30,200	9,100	→ -	-	2,100	→ -	-	3,100	→ -	-
28	22.03.17	1,122.31	↑ 1.27%	727,585.00	5,600	↑ 100	41,400	5,500	→ -	92,200	9,100	→ -	-	2,100	↓ 100	200	3,100	→ -	-
29	21.03.17	1,108.24	↓ -0.18%	62,495.00	5,500	→ -	2,400	5,500	↓ 150	9,000	9,100	→ -	-	2,200	→ -	-	3,100	→ -	-
30	20.03.17	1,110.24	↓ -0.73%	62,925.00	5,500	↓ 50	7,000	5,650	→ -	1,100	9,100	→ -	-	2,200	→ -	9,100	3,100	→ -	-