

Trade Summary

LSX closed down slightly by 0.38 points to touch 1,025.45 points with 28,100 shares traded. The total trading value of the market was 144,470,000 kip. The main sellers today were foreign investors. EDL-Gen closed at 5,100 kip on the trading of 22,000 shares. In the meantime, BCEL also closed at 5,100 kip but the trading volume of the stock was only 5,700 shares. LWPC has contributed 400 shares to the market volume. PTL and SVN closed unchanged at 2,000 kip and 2,900 kip respectively.

Listed Company

Stock	Details	Date
EDL-Gen	Dividend/Share	160 Kip/Share
	Dividend Reccord	12-Apr-17
	XD	11-Apr-17
	Dividend payment	28-Apr-17
	Meeting right Reccord	03-Mar-17
	XM	02-Mar-17
	Meeting date (Annual General Shareholders' Meeting)	06-Apr-17
BCEL	Dividend/Share	614kip/Share
	Dividend Reccord	03-Apr-17
	XD	31-Mar-17
	Dividend payment	
	Meeting right Reccord	03-Apr-17
	XM	31-Mar-17
	Meeting date (Annual General Shareholders' Meeting)	28-Apr-17
SVN	Dividend/Share	20 Kip/Share
	Dividend Reccord	09-Mar-17
	XD	07-Mar-17
	Dividend payment	03-May-17
	Meeting right Reccord	09-Mar-17
	XM	07-Mar-17
	Meeting date (Annual General Shareholders' Meeting)	07-Apr-17
PTL	Dividend/Share	
	Dividend Reccord	24-Mar-17
	XD	23-Mar-17
	Dividend payment	
	Meeting right Reccord	24-Mar-17
	XM	23-Mar-17
	Meeting date (Annual General Shareholders' Meeting)	27-Apr-17
LWPC	Dividend/Share	100 Kip/Share
	Dividend Reccord	10-Apr-17
	XD	07-Apr-17
	Dividend payment	29-May-17
	Meeting right Reccord	23-Mar-17
	XM	22-Mar-17
	Meeting date (Annual General Shareholders' Meeting)	28-Apr-17

Market Summary

	Last	03.05.2017	Change
LSX Index (Point)	1,025.83	1,025.45	↓ -0.38
Trading Value (LAK)	200,355,000	144,470,000	↓- 55,885,000
Market Cap. (LAK m)	10,732,938	10,728,982	↓- 3,956
52-Week High/Low	963.74/1,277.40		

Daily Turnover by Investor Types (LAKm)

	Buy	Sell	Net purchase
General Corporations	-	-	-
Individuals	4	-	4
Foreigners	115	144	- 29
Securities Companies	26	-	26
Others	-	-	-
	0	0	0

Turnover by Investor Types (LAKm) (Month-to-date)

	Buy	Sell	Net purchase
General Corp	100	-	100
Individuals	7	3	5
Foreigners	212	338	- 126
Securities Companies	26	-	26
Others	-	4	- 4
Total	345	345	-

Trading Volume (Shares)

	Closing price	Change (LAK)	03.05.2017	Change (Shr)
EDL-GEN	5,100 →	-	22,000	- 11,000
BCEL	5,100 →	-	5,700	- 300
LWPC	8,000 ↓-	100	400	- 100
PTL	2,000 →	-	-	-
SVN	2,900 →	-	-	-
TOTAL				- 11,400

General News

April-17 (BOL)

CPI	101.54
Inflation rate	1.75%
BOL Interest Rate (%) 2 weeks-1year	10.63%

Fixed Deposit Account 12 Months (For individual-BCEL)

LAK	5.72%
USD	3.40%
THB	3.15%

Foreign Exchange Rates (BCEL)

	03.05.2017	
Currency	Buy	Sell
US Dollar	8,180	8,218
Thai Baht	238.18	239.96
Euro	8,852	8,979

BCEL-KT Securities Company limited
Tel : 021-265480

Opening Session

LA3000020005 EDL-Gen LA3000010006 BCEL **Vientiane 09:02:07**
Vientiane 09:02:07

Current	5,100	Current	5,100
Volume	300	Volume	0
Previous Day Closing Price	5,100	Previous Day Closing Price	5,100
Change	0	Change	0
Turnover	1,530,000	Turnover	0

Sell Remaining Qty	09:03:39	Buy Remaining Qty	Sell Remaining Qty	09:00:00	Buy Remaining Qty
31,600	5,500				
1,000	5,400		1,000	5,550	
47,300	5,200		54,600	5,200	
7,800	5,150		10,000	5,150	
24,800	5,100		20,000	5,100	
Exp exe Price	5,000	15,400	Exp exe Price	5,050	13,400
	4,950	30,200		5,000	12,000
Exp exe Qty	4,900	20,000	Exp exe Qty	4,950	50,100
	4,800	78,000		4,900	2,000
112,500	Total	143,600	85,600	Total	77,500

Opening Price	5,100	Opening Price	0
High Price	5,100	High Price	0
Low Price	5,100	Low Price	0
Price Limit	5,600	Price Limit	5,600
	4,600		4,600

LA3000030004 LWPC LA3000040003 PTL **Vientiane 09:02:24**
Vientiane 09:02:24 LA3000050002 SVN

Current	8,100	Current	2,000	Current	2,900
Volume	0	Volume	0	Volume	0
Previous Day Closing Price	8,100	Previous Day Closing Price	2,000	Previous Day Closing Price	2,900
Change	0	Change	0	Change	0
Turnover	0	Turnover	0	Turnover	0

Sell Remaining Qty	09:00:00	Buy Remaining Qty	Sell Remaining Qty	09:00:00	Buy Remaining Qty	Sell Remaining Qty	09:00:00	Buy Remaining Qty
						3,400	3,100	
						9,100	3,000	
500	8,100		7,500	2,200		600	2,900	
Exp exe Price			Exp exe Price	1,800	100	Exp exe Price		
Exp exe Qty			Exp exe Qty			Exp exe Qty		
500	Total		7,500	Total	100	13,100	Total	

Opening Price	0	Opening Price	0	Opening Price	0
High Price	0	High Price	0	High Price	0
Low Price	0	Low Price	0	Low Price	0
Price Limit	8,900	Price Limit	2,200	Price Limit	3,150
	7,300		1,800		2,650

Closing Session

LA3000020005	EDL-Gen	LA3000010006	BCEL	Vientiane 11:40:34
--------------	---------	--------------	------	---------------------------

Current	5,100	Current	5,100
Volume	22,000	Volume	5,700
Previous Day Closing Price	5,100	Previous Day Closing Price	5,100
Change	0	Change	0
Turnover	112,200,000	Turnover	29,070,000

Sell Remaining Qty	11:30:00	Buy Remaining Qty	Sell Remaining Qty	11:30:00	Buy Remaining Qty
31,600	5,500				
1,000	5,400		1,000	5,550	
1,000	5,200		61,600	5,200	
7,800	5,150		10,000	5,150	
49,400	5,100		34,300	5,100	
Exp exe Price	5,000	25,100	Exp exe Price	5,050	24,700
	4,950	40,200		5,000	12,000
Exp exe Qty	4,900	20,000	Exp exe Qty	4,950	50,100
	4,800	78,000		4,900	2,000
90,800	Total	163,300	106,900	Total	88,800

Opening Price	5,100	Opening Price	5,100
High Price	5,100	High Price	5,100
Low Price	5,100	Low Price	5,100
Price Limit	5,600	Price Limit	5,600

LA3000030004	LWPC	LA3000040003	PTL	Vientiane 11:40:59	LA3000050002	SVN	Vientiane 11:40:59
--------------	------	--------------	-----	---------------------------	--------------	-----	---------------------------

Current	8,000	Current	2,000	Current	2,900
Volume	400	Volume	0	Volume	0
Previous Day Closing Price	8,100	Previous Day Closing Price	2,000	Previous Day Closing Price	2,900
Change	▼ 100	Change	0	Change	0
Turnover	3,200,000	Turnover	0	Turnover	0

Sell Remaining Qty	11:30:00	Buy Remaining Qty	Sell Remaining Qty	11:30:00	Buy Remaining Qty	Sell Remaining Qty	11:30:00	Buy Remaining Qty
1,200	8,100					3,400	3,100	
600	8,000		7,500	2,200		9,100	3,000	
Exp exe Price			Exp exe Price	1,800	100	Exp exe Price		
Exp exe Qty			Exp exe Qty			Exp exe Qty		
1,800	Total		7,500	Total	100	13,100	Total	

Opening Price	8,000	Opening Price	0	Opening Price	0
High Price	8,000	High Price	0	High Price	0
Low Price	8,000	Low Price	0	Low Price	0
Price Limit	8,900	Price Limit	2,200	Price Limit	3,150

Company profile

EDL-Generation Public company

Sector: Energy

Major products : Electricity

EDL-Gen

Highest of 52 weeks:

6,400 Kip

Lowest of 52 weeks:

4,700 Kip

Paid-up shares:

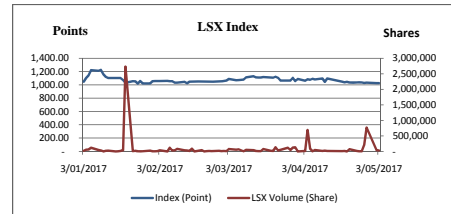
1,679,303,697 Shares

Foreign limit for one individual not exceed 1% or

16,793,037 Shares

All foreign limit not exceed 25% or

419,825,924 Shares

Foreign Orderable Volume:**196,753,468 Shares****Company profile**

Banque Pour Le Commerce Exterieur Lao Public

Sector: Banking

Major products : Loans, FX Exchange, L/C, L/G, Card and Other Banking products and services

BCEL

Highest of 52 weeks:

5,750 Kip

Lowest of 52 weeks:

4,200 Kip

Paid-up shares:

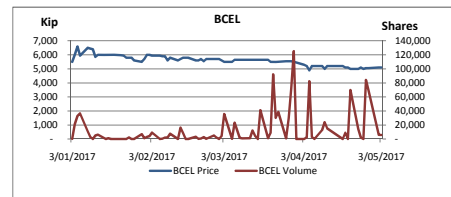
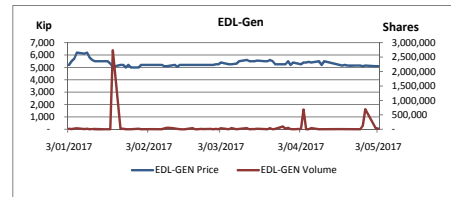
136,577,600 Shares

Foreign limit for one individual not exceed 1% or

1,365,776 Shares

All foreign limit not exceed 10% or

13,657,760 Shares

Foreign Orderable Volume:**1,062,291 Shares****Company profile**

Lao World Public Company (LWPC)

Sector: Property

Major business : trade, exhibition and convention center, Supermarket, cinema, bowling and other

LWPC

Highest of 52 weeks:

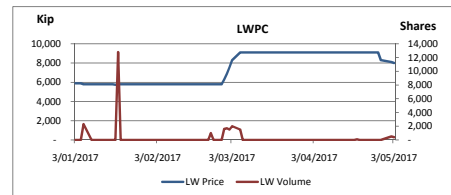
9,100 Kip

Lowest of 52 weeks:

5,900 Kip

Paid-up shares:

39,560,909 Shares

Foreign Orderable Volume:**38,462,236 Shares****Company profile**

Petroleum Trading Lao Public Company (PTL)

Sector: Trading

Major business : Importing and distributing fuels and petroleum products in full range service throughout Lao PDR

PTL

Highest of 52 weeks:

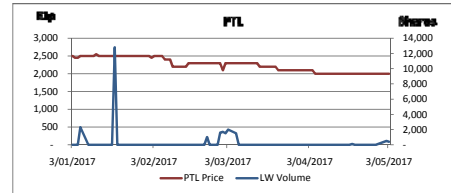
3,300 Kip

Lowest of 52 weeks:

2,100 Kip

Paid-up shares:

235,000,000 Shares

Foreign Orderable Volume:**205,231,693 Shares****Company profile**

Souvanny Home Center Public Company (PTL)

Sector: Trading

Major business : Importing and distributing construction materials and home decoration through showroom in Lao PDR

SVN

Highest of 52 weeks:

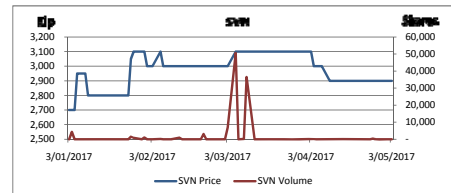
3,400 Kip

Lowest of 52 weeks:

2,700 Kip

Paid-up shares:

165,000,000 Shares

Foreign Orderable Volume:**158,074,644 Shares**

Last 30 days trading information / ຂໍ້ມູນການຊື້-ຂາຍຮຸ້ນ 30 ວັນ (ຄົ້ນຫຼັງ)

No. ລະດັບ	Date ວັນທີ	Index / ດັດຊະນີ			EDL-GEN / ຕ-ຟຟລ			BCEL / ທຄຕລ			LWPC /ລາວເີນ			PTL/ປທລ			SVN/ສວນ		
		Current Index ດັດຊະນີ	Change ປ່ຽນແປງ (%)	Trading Value ມູນຄ່າການຊື້-ຂາຍ (Kip)	Closing Price ລາຄາປິດ (Kip)	Change ປ່ຽນແປງ (Kip)	Trading Volume ປະລິມານການຊື້-ຂາຍຮຸ້ນ	Closing Price ລາຄາປິດ (Kip)	Change ປ່ຽນແປງ (Kip)	Trading Volume ປະລິມານການຊື້-ຂາຍຮຸ້ນ	Closing Price ລາຄາປິດ (Kip)	Change ປ່ຽນແປງ (Kip)	Trading Volume ປະລິມານການຊື້-ຂາຍຮຸ້ນ	Closing Price ລາຄາປິດ (Kip)	Change ປ່ຽນແປງ (Kip)	Trading Volume ປະລິມານການຊື້-ຂາຍຮຸ້ນ	Closing Price ລາຄາປິດ (Kip)	Change ປ່ຽນແປງ (Kip)	Trading Volume ປະລິມານການຊື້-ຂາຍຮຸ້ນ
1	03.05.17	1,025.45	↓ -0.04%	144,470,000	5,100	→ -	22,000	5,100	→ -	5,700	8,000	↓ 100	400	2,000	→ -	-	2,900	→ -	-
2	02.05.17	1,025.83	↓ -0.80%	200,355,000	5,100	↓ 50	33,000	5,100	↑ 50	6,000	8,100	↓ 200	500	2,000	→ -	-	2,900	→ -	-
3	28.04.17	1,034.12	↑ 0.50%	3,897,600,000	5,150	↑ 50	696,300	5,050	→ -	69,500	8,300	↓ 800	-	2,000	→ -	-	2,900	→ -	-
4	27.04.17	1,029.02	↓ -0.72%	1,032,580,000	5,100	↓ 50	119,500	5,050	↑ 50	84,200	9,100	→ -	-	2,000	→ -	-	2,900	→ -	-
5	26.04.17	1,036.53	↓ -0.13%	11,445,000	5,150	→ -	1,900	5,000	↓ 100	100	9,100	→ -	-	2,000	→ -	-	2,900	→ -	400
6	25.04.17	1,037.87	↑ 0.13%	12,775,000	5,150	→ -	500	5,100	↑ 100	2,000	9,100	→ -	-	2,000	→ -	-	2,900	→ -	-
7	24.04.17	1,036.53	→ 0.00%	71,525,000	5,150	→ -	100	5,000	→ -	14,200	9,100	→ -	-	2,000	→ -	-	2,900	→ -	-
8	21.04.17	1,036.53	↓ -0.91%	363,275,000	5,150	↓ 50	2,500	5,000	↓ 100	69,800	9,100	→ -	-	2,000	→ -	-	2,900	→ -	-
9	20.04.17	1,046.05	↑ 0.79%	2,590,000	5,200	↑ 50	400	5,100	→ -	100	9,100	→ -	-	2,000	→ -	-	2,900	→ -	-
10	19.04.17	1,037.87	↓ -0.91%	82,860,000	5,150	↓ 50	7,000	5,100	↓ 100	9,000	9,100	→ -	100	2,000	→ -	-	2,900	→ -	-
11	18.04.17	1,047.38	↓ -4.48%	38,020,000	5,200	↓ 300	7,200	5,200	→ -	-	9,100	→ -	-	2,000	→ -	-	2,900	→ -	200
12	12.04.17	1,096.46	↑ 4.95%	80,400,000	5,500	↑ 300	200	5,200	↑ 200	15,100	9,100	→ -	-	2,000	→ -	100	2,900	→ -	200
13	11.04.17	1,044.71	↓ -4.72%	131,335,000	5,200	↓ 300	2,100	5,000	↓ 200	24,000	9,100	→ -	-	2,000	→ -	-	2,900	→ -	-
14	10.04.17	1,096.46	↑ 1.36%	79,675,000	5,500	↑ 100	2,400	5,200	→ -	12,800	9,100	→ -	-	2,000	→ -	-	2,900	↓ 100	-
15	07.04.17	1,081.70	↓ -0.75%	228,540,000	5,400	↓ 50	42,200	5,200	→ -	-	9,100	→ -	-	2,000	→ -	-	3,000	→ -	-
16	06.04.17	1,089.88	↑ 1.13%	18,045,000	5,450	↑ 50	300	5,200	↑ 300	3,100	9,100	→ -	-	2,000	→ -	300	3,000	→ -	100
17	05.04.17	1,077.71	↓ -0.58%	413,590,000	5,400	→ -	200	4,900	↓ 300	82,400	9,100	→ -	-	2,000	↓ 100	2,500	3,000	→ -	-
18	04.04.17	1,083.99	↑ 2.03%	3,709,975,000	5,400	↑ 150	684,200	5,200	↓ 100	2,300	9,100	→ -	-	2,100	→ -	1,500	3,000	↓ 100	200
19	03.04.17	1,062.39	↓ -2.44%	58,810,000	5,250	↓ 150	11,200	5,300	↓ 150	-	9,100	→ -	-	2,100	→ -	-	3,100	→ -	-
20	31.03.17	1,088.93	↑ 3.03%	540,000	5,400	↑ 200	100	5,450	↓ 50	-	9,100	→ -	-	2,100	→ -	-	3,100	→ -	-
21	30.03.17	1,056.87	↓ -4.50%	727,220,000	5,200	↓ 300	7,200	5,500	↓ 50	125,200	9,100	→ -	-	2,100	→ -	-	3,100	→ -	-
22	29.03.17	1,106.62	↑ 3.84%	653,025,000	5,500	↑ 250	49,200	5,550	→ -	72,100	9,100	→ -	-	2,100	→ -	-	3,100	→ -	-
23	28.03.17	1,065.72	→ 0.00%	233,385,000	5,250	→ -	13,400	5,550	→ -	29,300	9,100	→ -	-	2,100	→ -	200	3,100	→ -	-
24	27.03.17	1,065.72	↑ 0.06%	547,970,000	5,250	→ -	97,500	5,550	↑ 50	1,000	9,100	→ -	-	2,100	→ -	18,000	3,100	→ -	-
25	24.03.17	1,065.05	↓ -3.70%	268,600,000	5,250	↓ 250	10,800	5,500	→ -	38,500	9,100	→ -	-	2,100	→ -	-	3,100	→ -	-
26	23.03.17	1,105.95	↓ -1.46%	166,650,000	5,500	↓ 100	100	5,500	→ -	30,200	9,100	→ -	-	2,100	→ -	-	3,100	→ -	-
27	22.03.17	1,122.31	↑ 1.27%	727,585,000	5,600	↑ 100	41,400	5,500	→ -	92,200	9,100	→ -	-	2,100	↓ 100	200	3,100	→ -	-
28	21.03.17	1,108.24	↓ -0.18%	62,495,000	5,500	→ -	2,400	5,500	↓ 150	9,000	9,100	→ -	-	2,200	→ -	-	3,100	→ -	-
29	20.03.17	1,110.24	↓ -0.73%	62,925,000	5,500	↓ 50	7,000	5,650	→ -	1,100	9,100	→ -	-	2,200	→ -	9,100	3,100	→ -	-
30	17.03.17	1,118.42	↑ 0.74%	357,355,000	5,550	↑ 50	16,000	5,650	→ -	41,100	9,100	→ -	-	2,200	→ -	20,100	3,100	→ -	-