

Trade Summary

At the end of the week, LSX was trade lightly with 100 shares. EDL-Gen was mainly traded in the market, while the other stocks no trading and closed at the flat price. Nevertheless, at the end of trading day the LSX index closed at 1,088.93 points, better the previous day 32.06 point as EDL-Gen gained 200 kip to close at 5,400 kip

Listed Company

Stock	Details	Date
EDL-Gen	Dividend/Share	160 Kip/Share
	Dividend Record	12-Apr-17
	XD	11-Apr-17
	Dividend payment	28-Apr-17
	Meeting right Record	03-Mar-17
	XM	02-Mar-17
	Meeting date (Annual General Shareholders' Meeting)	06-Apr-17
BCEL	Dividend/Share	
	Dividend Record	03-Apr-17
	XD	31-Mar-17
	Dividend payment	
	Meeting right Record	03-Apr-17
	XM	31-Mar-17
	Meeting date (Annual General Shareholders' Meeting)	28-Apr-17
SVN	Dividend/Share	20 Kip/Share
	Dividend Record	09-Mar-17
	XD	07-Mar-17
	Dividend payment	03-May-17
	Meeting right Record	09-Mar-17
	XM	07-Mar-17
	Meeting date (Annual General Shareholders' Meeting)	07-Apr-17
PTL	Dividend/Share	
	Dividend Record	24-Mar-17
	XD	23-Mar-17
	Dividend payment	
	Meeting right Record	24-Mar-17
	XM	23-Mar-17
	Meeting date (Annual General Shareholders' Meeting)	28-Apr-17
LWPC	Dividend/Share	100 Kip/Share
	Dividend Record	10-Apr-17
	XD	07-Apr-17
	Dividend payment	29-May-17
	Meeting right Record	23-Mar-17
	XM	22-Mar-17
	Meeting date (Annual General Shareholders' Meeting)	28-Apr-17

Market Summary

	Last	31.03.2017	Change
LSX Index (Point)	1,056.87	1,088.93	↑ 32.06
Trading Value (LAK)	727,220,000	540,000	↓- 726,680,000
Market Cap. (LAK m)	11,065,560	11,394,592	↑ 329,032
52-Week High/Low	963.74/1,277.40		

Daily Turnover by Investor Types (LAKm)

	Buy	Sell	Net purchase
General Corporations	-	-	-
Individuals	-	1	- 1
Foreigners	1	-	1
Securities Companies	-	-	-
Others	-	-	-
Total	0	0	0

Turnover by Investor Types (LAKm) (Month-to-date)

	Buy	Sell	Net purchase
General Corp	-	-	-
Individuals	1,848	2,068	- 220
Foreigners	3,088	3,482	- 393
Securities Companies	604	2	602
Others	12	-	12
Total	5,552	5,552	-

Trading Volume (Shares)

	Closing price	Change (LAK)	31.03.2017	Change (Shr)
EDL-GEN	5,400	↑	200	100 - 7,100
BCEL	5,450	↓-	50	- - 125,200
LWPC	9,100	⇒	-	-
PTL	2,100	⇒	-	-
SVN	3,100	⇒	-	-
TOTAL				- 132,300

General News

April-16 (BOL)

CPI	102.30
Inflation rate	1.84%
BOL Interest Rate (%) 2 weeks-1year	10.63%

Fixed Deposit Account 12 Months (For individual-BCEL)

LAK	5.72%
USD	3.40%
THB	3.15%

Foreign Exchange Rates (BCEL)

31.03.2017

Currency	Buy	Sell
US Dollar	8,190	8,230
Thai Baht	238.50	240.28
Euro	8,735	8,778

BCEL-KT Securities Company limited
Tel : 021-265480

Opening Session

LA3000020005			EDL-Gen			LA3000010006			BCEL			London 02:14:00 Vientiane 09:14:00					
Current		5,200	Current		5,500	Volume		0	Volume		0	Previous Day Closing Price		5,200	Previous Day Closing Price		5,500
Volume		0	Change		0	Change		0	Turnover		0	Turnover		0	Turnover		0
Previous Day Closing Price		5,200	Turnover		0	Turnover		0									
Change		0															
Turnover		0															
Sell Remaining Qty	09:13:47	Buy Remaining Qty	Sell Remaining Qty	09:13:00	Buy Remaining Qty												
			10,000	5,650													
1,300	5,600		10,000	5,600													
21,500	5,500		10,000	5,550													
600	5,450		23,100	5,500													
1,000	5,400		3,100	5,450													
Exp exe Price	5,200	19,200	Exp exe Price	4,950	10,000												
	5,150	3,000	Exp exe Qty														
Exp exe Qty	5,100	20,000															
	5,000	22,200															
	4,950	10,000															
24,400	Total	86,900	63,800	Total	10,000												
Opening Price		0	Opening Price		0												
High Price		0	High Price		0												
Low Price		0	Low Price		0												
Price Limit	5,700	4,700	Price Limit	6,050	4,950												

LA3000030004			LWPC			LA3000040003			PTL			London 02:14:20 Vientiane 09:14:20		LA3000050002			SVN		
Current		9,100	Current		2,100	Current		3,100	Volume		0	Volume		0	Volume		0		
Volume		0	Volume		0	Volume		0	Previous Day Closing Price		9,100	Previous Day Closing Price		2,100	Previous Day Closing Price		3,100		
Previous Day Closing Price		9,100	Change		0	Change		0	Change		0	Change		0	Change		0		
Change		0	Turnover		0	Turnover		0	Turnover		0	Turnover		0	Turnover		0		
Turnover		0																	
Sell Remaining Qty	09:00:00	Buy Remaining Qty	Sell Remaining Qty	09:00:00	Buy Remaining Qty	Sell Remaining Qty	09:00:00	Buy Remaining Qty											
9,900	10,000		7,300	2,300															
11,900	9,500		200	2,200															
700	9,400		29,500	2,100															
Exp exe Price			Exp exe Price	2,050	500	Exp exe Price													
Exp exe Qty			Exp exe Qty	1,900	200	Exp exe Qty													
22,500	Total		37,000	Total	700	5,400	Total												
Opening Price		0	Opening Price		0	Opening Price		0											
High Price		0	High Price		0	High Price		0											
Low Price		0	Low Price		0	Low Price		0											
Price Limit	10,000	8,200	Price Limit	2,300	1,900	Price Limit	3,400	2,800											

Closing Session

LA300020005 EDL-Gen			LA3000010006 BCEL		
Current		5,400	Current		5,450
Volume		100	Volume		0
Previous Day Closing Price		5,200	Previous Day Closing Price		5,500
Change	▲	200	Change	▼	50
Turnover		540,000	Turnover		0
Sell Remaining Qty	11:30:00	Buy Remaining Qty	Sell Remaining Qty	11:30:00	Buy Remaining Qty
			10,000	5,650	
1,300	5,600		10,000	5,600	
21,500	5,500		10,000	5,550	
600	5,450		23,100	5,500	
900	5,400		10,400	5,450	
Exp exe Price	5,250	10,000	Exp exe Price	5,400	100
	5,200	20,200		5,000	10,000
Exp exe Qty	5,150	3,000	Exp exe Qty	4,950	10,000
	5,100	20,000			
	5,000	22,200			
24,300	Total	97,900	71,100	Total	20,100
Opening Price		5,400	Opening Price		0
High Price		5,400	High Price		0
Low Price		5,400	Low Price		0
Price Limit	5,700	4,700	Price Limit	6,050	4,950

LA3000030004 LWPC			LA3000040003 PTL			LA3000050002 SVN		
Current		9,100	Current		2,100	Current		3,100
Volume		0	Volume		0	Volume		0
Previous Day Closing Price		9,100	Previous Day Closing Price		2,100	Previous Day Closing Price		3,100
Change		0	Change		0	Change		0
Turnover		0	Turnover		0	Turnover		0
Sell Remaining Qty	11:30:00	Buy Remaining Qty	Sell Remaining Qty	11:30:00	Buy Remaining Qty	Sell Remaining Qty	11:30:00	Buy Remaining Qty
9,900	10,000		7,300	2,300				
11,900	9,500		200	2,200		400	3,200	
700	9,400		29,500	2,100		5,000	3,100	
Exp exe Price			Exp exe Price	2,050	500	Exp exe Price		
				1,900	200			
Exp exe Qty			Exp exe Qty			Exp exe Qty		
22,500	Total		37,000	Total	700	5,400	Total	
Opening Price		0	Opening Price		0	Opening Price		0
High Price		0	High Price		0	High Price		0
Low Price		0	Low Price		0	Low Price		0
Price Limit	10,000	8,200	Price Limit	2,300	1,900	Price Limit	3,400	2,800

Trading Execution

EDL-Gen

Time	Current	Change	Price Change(%)	Volume	Cumulative Volume
End RTH	5,400 ▲	200	3.840	0	100
11:30:00	5,400 ▲	200	3.840	100	100

BCEL

Time	Current	Change	Price Change(%)	Volume	Cumulative Volume
End RTH	5,450 ▼	-50	-0.900	0	0

LWPC

Time	Current	Change	Price Change(%)	Volume	Cumulative Volume
End RTH	9,100	0	0.000	0	0

PTL

Time	Current	Change	Price Change(%)	Volume	Cumulative Volume
End RTH	2,100	0	0.000	0	0

SVN

Time	Current	Change	Price Change(%)	Volume	Cumulative Volume
End RTH	3,100	0	0.000	0	0

Company profile

EDL-Generation Public company
Sector: Energy

Major products : Electricity

EDL-Gen

Highest of 52 weeks: **6,400** Kip

Lowest of 52 weeks: **4,700** Kip

Paid-up shares: **1,679,303,697** Shares

Foreign limit for one individual not exceed 1% or

All foreign limit not exceed 25% or

Foreign Orderable Volume: **197,445,943** Shares

Remaining ratio for foreign investors' shareholding: **11.76%**

6,400 Kip
4,700 Kip
1,679,303,697 Shares
16,793,037 Shares
419,825,928 Shares
197,445,943 Shares
11.76%

Company profile

Banque Pour Le Commerce Exterior Lao Public

Sector: Banking

Major products : Loans, FX Exchange, L.C, L.G, Card and Other Banking products and services

BCEL

Highest of 52 weeks: **5,750** Kip

Lowest of 52 weeks: **4,200** Kip

Paid-up shares: **136,577,600** Shares

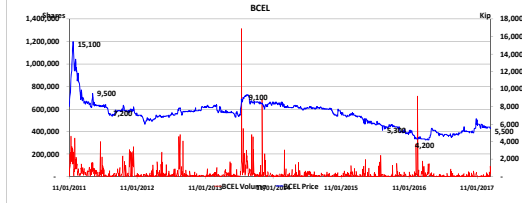
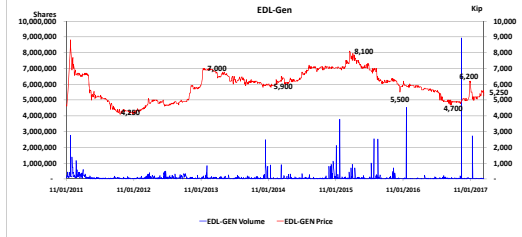
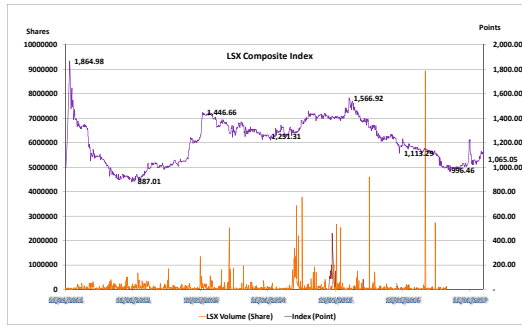
Foreign limit for one individual not exceed 1% or

All foreign limit not exceed 10% or

Foreign Orderable Volume: **1,015,974** Shares

Remaining ratio for foreign investors' shareholding: **0.74%**

5,750 Kip
4,200 Kip
136,577,600 Shares
1,365,776 Shares
13,657,760 Shares
1,015,974 Shares
0.74%



[Company profile](#)

Lao World Public Company (LWPC)

Sector: Property

Major business : trade, exhibition and convention center, Supermarket, cinema, bowling and other

[LWPC](#)

Highest of 52 weeks:

9,100 Kip

Lowest of 52 weeks:

5,900 Kip

Paid-up shares:

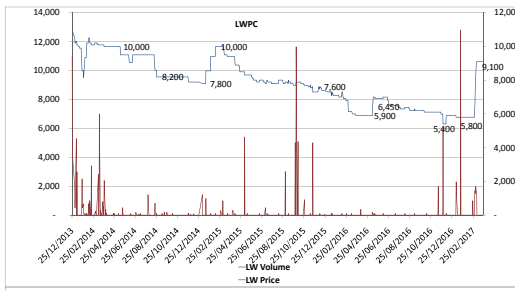
39,560,909 Shares

Foreign Orderable Volume:

38,462,928

Remaining ratio for foreign investors' shareholding:

97.23%



[Company profile](#)

Petroleum Trading Lao Public Company (PTL)

Sector: Trading

Major business : Importing and distributing fuels and petroleum products in full range service throughout Lao PDR

[PTL](#)

Highest of 52 weeks:

3,300 Kip

Lowest of 52 weeks:

2,100 Kip

Paid-up shares:

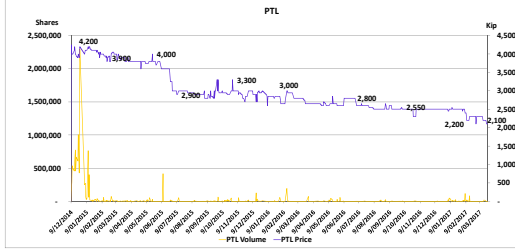
235,000,000 Shares

Foreign Orderable Volume:

205,230,782

Remaining ratio for foreign investors' shareholding:

87.33%



[Company profile](#)

Souavany Home Center Public Company (SVN)

Sector: Trading

Major business : Importing and distributing construction materials and home decoration through showroom in Lao PDR

[SVN](#)

Highest of 52 weeks:

3,400 Kip

Lowest of 52 weeks:

2,700 Kip

Paid-up shares:

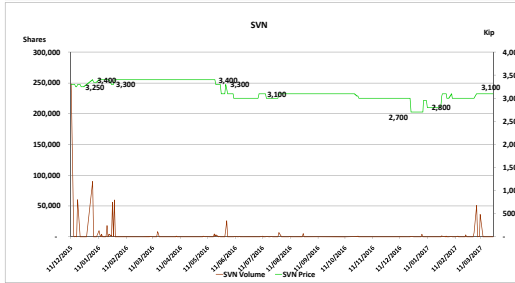
165,000,000 Shares

Foreign Orderable Volume:

158,074,744 Shares

Remaining ratio for foreign investors' shareholding:

95.80%



Last 30 days trading information / ຂໍ້ມູນການຊື້-ຂາຍຮຸ້ນ 30 ວັນ (ຄົ້ນຫຼັງ)

No. ລະດັບ	Date ວັນທີ	Index / ດັດຊະນີ			EDL-GEN / ຕ-ຟຟລ			BCEL / ທຄຕລ			LWPC /ລາວເວີນ			PTL/ປທລ			SVN/ສວນ		
		Current Index ດັດຊະນີ	Change ປ່ຽນແປງ (%)	Trading Value ມູນຄ່າການຊື້-ຂາຍ (Kip)	Closing Price ລາຄາປິດ (Kip)	Change ປ່ຽນແປງ (Kip)	Trading Volume ປະລິມານການຊື້-ຂາຍຮຸ້ນ	Closing Price ລາຄາປິດ (Kip)	Change ປ່ຽນແປງ (Kip)	Trading Volume ປະລິມານການຊື້-ຂາຍຮຸ້ນ	Closing Price ລາຄາປິດ (Kip)	Change ປ່ຽນແປງ (Kip)	Trading Volume ປະລິມານການຊື້-ຂາຍຮຸ້ນ	Closing Price ລາຄາປິດ (Kip)	Change ປ່ຽນແປງ (Kip)	Trading Volume ປະລິມານການຊື້-ຂາຍຮຸ້ນ	Closing Price ລາຄາປິດ (Kip)	Change ປ່ຽນແປງ (Kip)	Trading Volume ປະລິມານການຊື້-ຂາຍຮຸ້ນ
1	31.03.17	1,088.93	↑ 3.03%	540,000	5,400	↑ 200	100	5,450	↓ 50	-	9,100	→ -	-	2,100	→ -	-	3,100	→ -	-
2	30.03.17	1,056.87	↓ -4.50%	727,220,000	5,200	↓ 300	7,200	5,500	↓ 50	125,200	9,100	→ -	-	2,100	→ -	-	3,100	→ -	-
3	29.03.17	1,106.62	↑ 3.84%	653,025,000	5,500	↑ 250	49,200	5,550	→ -	72,100	9,100	→ -	-	2,100	→ -	-	3,100	→ -	-
4	28.03.17	1,065.72	→ 0.00%	233,385,000	5,250	→ -	13,400	5,550	→ -	29,300	9,100	→ -	-	2,100	→ -	200	3,100	→ -	-
5	27.03.17	1,065.72	↑ 0.06%	547,970,000	5,250	→ -	97,500	5,550	↑ 50	1,000	9,100	→ -	-	2,100	→ -	18,000	3,100	→ -	-
6	24.03.17	1,065.05	↓ -3.70%	268,600,000	5,250	↓ 250	10,800	5,500	→ -	38,500	9,100	→ -	-	2,100	→ -	-	3,100	→ -	-
7	23.03.17	1,105.95	↓ -1.46%	166,650,000	5,500	↓ 100	100	5,500	→ -	30,200	9,100	→ -	-	2,100	→ -	-	3,100	→ -	-
8	22.03.17	1,122.31	↑ 1.27%	727,585,000	5,600	↑ 100	41,400	5,500	→ -	92,200	9,100	→ -	-	2,100	↓ 100	200	3,100	→ -	-
9	21.03.17	1,108.24	↓ -0.18%	62,495,000	5,500	→ -	2,400	5,500	↓ 150	9,000	9,100	→ -	-	2,200	→ -	-	3,100	→ -	-
10	20.03.17	1,110.24	↓ -0.73%	62,925,000	5,500	↓ 50	7,000	5,650	→ -	1,100	9,100	→ -	-	2,200	→ -	9,100	3,100	→ -	-
11	17.03.17	1,118.42	↑ 0.74%	357,355,000	5,550	↑ 50	16,000	5,650	→ -	41,100	9,100	→ -	-	2,200	→ -	20,100	3,100	→ -	-
12	16.03.17	1,110.24	→ 0.00%	38,745,000	5,500	→ -	6,900	5,650	→ -	100	9,100	→ -	-	2,200	→ -	100	3,100	→ -	-
13	15.03.17	1,110.24	↓ -0.21%	47,965,000	5,500	→ -	4,500	5,650	→ -	4,100	9,100	→ -	-	2,200	↓ 100	200	3,100	→ -	-
14	14.03.17	1,112.53	↓ -1.45%	84,550,000	5,500	↓ 100	2,900	5,650	→ -	12,200	9,100	→ -	-	2,300	→ -	-	3,100	→ -	-
15	13.03.17	1,128.89	↑ 1.47%	218,175,000	5,600	↑ 100	38,600	5,650	→ -	1,100	9,100	→ -	-	2,300	→ -	-	3,100	→ -	-
16	10.03.17	1,112.53	↑ 3.03%	190,020,000	5,500	↑ 200	13,000	5,650	→ -	1,000	9,100	→ -	-	2,300	→ -	-	3,100	→ -	36,500
17	09.03.17	1,079.81	↑ 0.76%	10,225,000	5,300	↑ 50	-	5,650	→ -	1,700	9,100	→ -	-	2,300	→ -	-	3,100	→ -	200
18	07.03.17	1,071.63	↑ 0.19%	350,625,000	5,250	→ -	41,800	5,650	↑ 150	23,300	9,100	→ -	-	2,300	→ -	-	3,100	→ -	-
19	06.03.17	1,069.63	↓ -1.82%	172,865,000	5,250	↓ 150	200	5,500	→ -	300	9,100	↑ 800	1,500	2,300	→ -	-	3,100	↑ 100	50,600
20	03.03.17	1,089.48	↑ 2.45%	400,410,000	5,400	↑ 150	31,800	5,500	↓ 100	35,600	8,300	↑ 750	2,000	2,300	→ -	-	3,000	→ -	6,900
21	02.03.17	1,063.38	↑ 0.54%	38,300,000	5,250	→ -	400	5,600	↓ 100	4,400	7,550	↑ 650	1,500	2,300	↑ 200	100	3,000	→ -	-
22	01.03.17	1,057.63	↑ 0.56%	192,350,000	5,250	↑ 50	14,500	5,700	→ -	-	6,900	↑ 600	1,700	2,100	↓ 200	-	3,000	→ -	-
23	28.02.17	1,051.71	↑ 0.18%	36,305,000	5,200	→ -	2,700	5,700	→ -	2,200	6,300	↑ 500	1,600	2,300	→ -	-	3,000	→ -	-
24	27.02.17	1,049.79	→ 0.00%	98,700,000	5,200	→ -	13,500	5,700	→ -	5,000	5,800	→ -	-	2,300	→ -	-	3,000	→ -	-
25	24.02.17	1,049.79	↑ 0.19%	33,360,000	5,200	→ -	6,100	5,700	↑ 150	300	5,800	→ -	-	2,300	→ -	-	3,000	→ -	-
26	23.02.17	1,047.79	↓ -0.19%	81,535,000	5,200	→ -	11,900	5,550	↓ 150	2,700	5,800	→ -	1,000	2,300	→ -	-	3,000	→ -	-
27	22.02.17	1,049.79	↑ 0.13%	20,510,000	5,200	→ -	300	5,700	↑ 100	700	5,800	→ -	-	2,300	→ -	2,500	3,000	→ -	3,100
28	21.02.17	1,048.46	→ 0.00%	2,240,000	5,200	→ -	-	5,600	→ -	400	5,800	→ -	-	2,300	→ -	-	3,000	→ -	-
29	20.02.17	1,048.46	↓ -0.25%	213,310,000	5,200	→ -	37,900	5,600	↓ 200	3,200	5,800	→ -	-	2,300	→ -	-	3,000	→ -	-
30	17.02.17	1,051.12	→ 0.00%	-	5,200	→ -	-	5,800	→ -	-	5,800	→ -	-	2,300	→ -	-	3,000	→ -	-