

## Trade Summary

On Tuesday, LSX index closed unchanged at 1,065.72 points, with the trading of 42,900 shares, making around 233 million kip.

EDL-Gen was traded flat at 5,250 kip on 13,400 shares changed hands, worth about 70.3 million kip, while BCEL also closed unchanged at 5,550 kip with 29,300 shares and PTL was contributed with small trading volume of 200 shares, at 2,100 kip. As to the rest, LWPC and SVN still closed at 9,100 kip and 3,100 kip respectively.

## Listed Company

Stock	Details	Date
EDL-Gen	Dividend/Share	160 Kip/Share
	Dividend Record	12-Apr-17
	XD	11-Apr-17
	Dividend payment	28-Apr-17
	Meeting right Record	03-Mar-17
	XM	02-Mar-17
	Meeting date (Annual General Shareholders' Meeting)	06-Apr-17
BCEL	Dividend/Share	
	Dividend Record	03-Apr-17
	XD	31-Mar-17
	Dividend payment	
	Meeting right Record	03-Apr-17
	XM	31-Mar-17
	Meeting date (Annual General Shareholders' Meeting)	
SVN	Dividend/Share	20 Kip/Share
	Dividend Record	09-Mar-17
	XD	07-Mar-17
	Dividend payment	03-May-17
	Meeting right Record	09-Mar-17
	XM	07-Mar-17
	Meeting date (Annual General Shareholders' Meeting)	07-Apr-17
PTL	Dividend/Share	
	Dividend Record	24-Mar-17
	XD	23-Mar-17
	Dividend payment	
	Meeting right Record	24-Mar-17
	XM	23-Mar-17
	Meeting date (Annual General Shareholders' Meeting)	
LWPC	Dividend/Share	
	Dividend Record	
	XD	
	Dividend payment	
	Meeting right Record	23-Mar-17
	XM	22-Mar-17
	Meeting date (Annual General Shareholders' Meeting)	06-Apr-17

## Market Summary

	Last	28.03.2017	Change
LSX Index (Point)	1,065.72	1,065.72	↔ 0
Trading Value (LAK)	547,970,000	233,385,000	↓- 314,585,000
Market Cap. (LAK m)	11,156,354	11,156,354	↔ -
52-Week High/Low	963.74/1,277.40		

## Daily Turnover by Investor Types (LAKm)

	Buy	Sell	Net purchase
General Corporations	-	-	-
Individuals	86	51	35
Foreigners	70	182	- 112
Securities Companies	77	-	77
Others	-	-	-
<b>Total</b>	<b>0</b>	<b>0</b>	<b>0</b>

## Turnover by Investor Types (LAKm) (Month-to-date)

	Buy	Sell	Net purchase
General Corp	-	-	-
Individuals	905	1,747	- 842
Foreigners	2,779	2,422	357
Securities Companies	476	2	473
Others	12	-	12
<b>Total</b>	<b>4,171</b>	<b>4,171</b>	<b>-</b>

## Trading Volume (Shares)

	Closing price	Change (LAK)	28.03.2017	Change (Shr)
EDL-GEN	5,250 ↔	-	13,400	- 84,100
BCEL	5,550 ↔	-	29,300	28,300
LWPC	9,100 ↔	-	-	-
PTL	2,100 ↔	-	200	- 17,800
SVN	3,100 ↔	-	-	-
<b>TOTAL</b>				<b>- 73,600</b>

## General News

### April-16 (BOL)

CPI	102.30
Inflation rate	1.84%
BOL Interest Rate (%) 2 weeks-1year	10.63%

## Fixed Deposit Account 12 Months (For individual-BCEL)

LAK	5.72%
USD	3.40%
THB	3.15%

## Foreign Exchange Rates (BCEL)

	28.03.2017	
Currency	Buy	Sell
US Dollar	8,182	8,221
Thai Baht	238.38	240.16
Euro	8,876	8,920

BCEL-KT Securities Company limited  
Tel : 021-265480

Closing Session

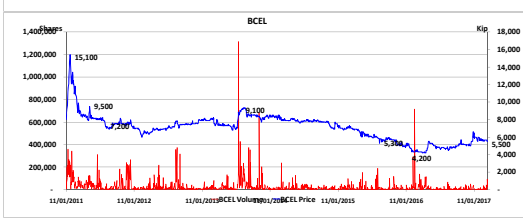
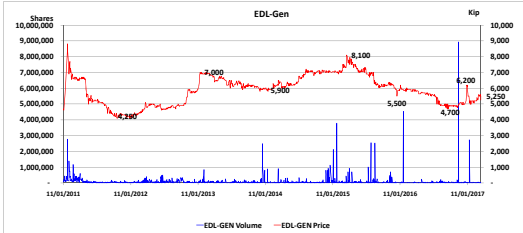
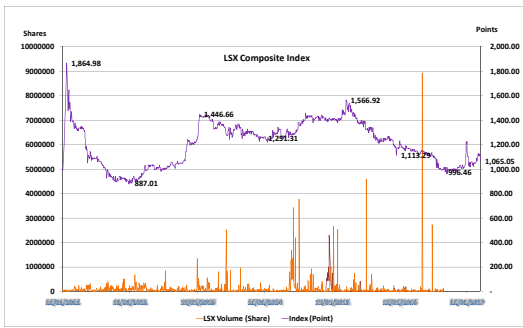
LA3000020005 EDL-Gen			LA3000010006 BCEL		
Current			Current		
5,250			5,550		
Volume			Volume		
13,400			29,300		
Previous Day Closing Price			Previous Day Closing Price		
5,250			5,550		
Change			Change		
0			0		
Turnover			Turnover		
70,350,000			162,615,000		
Sell Remaining Qty	11:30:00	Buy Remaining Qty	Sell Remaining Qty	11:30:00	Buy Remaining Qty
			2,700	6,000	
			10,000	5,700	
15,000	5,750		20,000	5,650	
7,500	5,600		14,800	5,600	
22,500	5,500		10,700	5,550	
Exp exe Price	5,250	4,100	Exp exe Price	5,500	5,900
	5,200	43,200		5,450	45,600
Exp exe Qty	5,150	3,000	Exp exe Qty	5,400	500
	5,100	23,000			
	5,000	14,000			
45,000	Total	109,800	66,900	Total	52,000
Opening Price		5,250	Opening Price		5,550
High Price		5,250	High Price		5,550
Low Price		5,250	Low Price		5,550
Price Limit	5,750	4,750	Price Limit	6,100	5,000

LA3000030004 LWPC			LA3000040003 PTL			LA3000050002 SVN		
Current			Current			Current		
9,100			2,100			3,100		
Volume			Volume			Volume		
0			200			0		
Previous Day Closing Price			Previous Day Closing Price			Previous Day Closing Price		
9,100			2,100			3,100		
Change			Change			Change		
0			0			0		
Turnover			Turnover			Turnover		
0			420,000			0		
Sell Remaining Qty	11:30:00	Buy Remaining Qty	Sell Remaining Qty	11:30:00	Buy Remaining Qty	Sell Remaining Qty	11:30:00	Buy Remaining Qty
9,900	10,000		7,300	2,300				
11,900	9,500		200	2,200		400	3,200	
700	9,400		29,500	2,100		5,000	3,100	
Exp exe Price			Exp exe Price	1,900	200	Exp exe Price		
Exp exe Qty			Exp exe Qty			Exp exe Qty		
22,500	Total		37,000	Total	200	5,400	Total	
Opening Price		0	Opening Price		2,100	Opening Price		0
High Price		0	High Price		2,100	High Price		0
Low Price		0	Low Price		2,100	Low Price		0
Price Limit	10,000	8,200	Price Limit	2,300	1,900	Price Limit	3,400	2,800









**Company profile**

EDL-Generation Public company  
Sector: Energy

Major products : Electricity

**EDL-Gen**

Highest of 52 weeks: **6,400** Kip

Lowest of 52 weeks: **4,700** Kip

Paid-up shares: **1,679,303,697** Shares

Foreign limit for one individual not exceed 1% or **16,793,037** Shares

All foreign limit not exceed 25% or **419,825,928** Shares

Foreign Orderable Volume: **197,423,243** Shares

Remaining ratio for foreign investors' shareholding: **11.76%**

**Company profile**

Banque Pour Le Commerce Exterior Lao Public

Sector: Banking

Major products : Loans, FX Exchange, L.C, L.G, Card and Other Banking products and services

**BCEL**

Highest of 52 weeks: **5,750** Kip

Lowest of 52 weeks: **4,200** Kip

Paid-up shares: **136,577,600** Shares

Foreign limit for one individual not exceed 1% or **1,365,776** Shares

All foreign limit not exceed 10% or **13,657,760** Shares

Foreign Orderable Volume: **824,374** Shares

Remaining ratio for foreign investors' shareholding: **0.60%**

[Company profile](#)

Lao World Public Company (LWPC)

Sector: Property

Major business : trade, exhibition and convention center, Supermarket, cinema, bowling and other

[LWPC](#)

Highest of 52 weeks:

9,100 Kip

Lowest of 52 weeks:

5,900 Kip

Paid-up shares:

39,560,909 Shares

Foreign Orderable Volume:

38,462,928

Remaining ratio for foreign investors' shareholding:

97.22%

[Company profile](#)

Petroleum Trading Lao Public Company (PTL)

Sector: Trading

Major business : Importing and distributing fuels and petroleum products in full range service throughout Lao PDR

[PTL](#)

Highest of 52 weeks:

3,300 Kip

Lowest of 52 weeks:

2,100 Kip

Paid-up shares:

235,000,000 Shares

Foreign Orderable Volume:

205,230,782

Remaining ratio for foreign investors' shareholding:

87.33%

[Company profile](#)

Souavany Home Center Public Company (SVN)

Sector: Trading

Major business : Importing and distributing construction materials and home decoration through showroom in Lao PDR

[SVN](#)

Highest of 52 weeks:

3,400 Kip

Lowest of 52 weeks:

2,700 Kip

Paid-up shares:

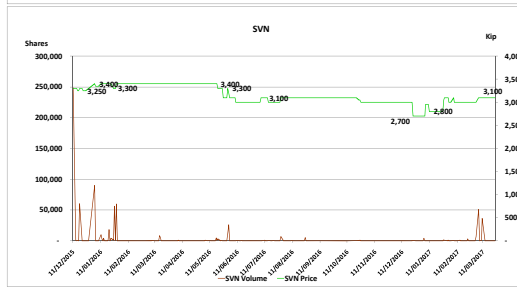
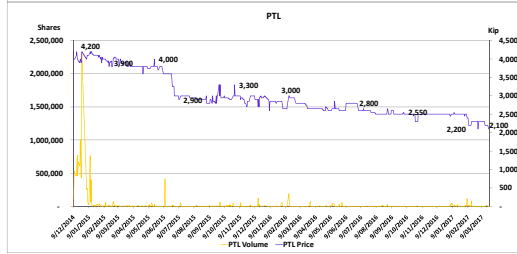
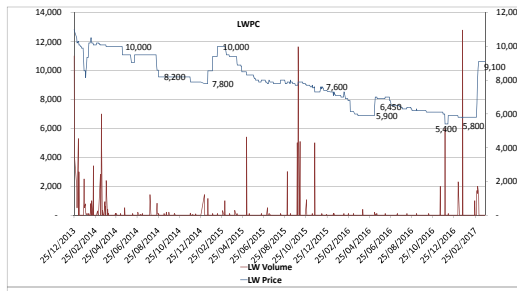
165,000,000 Shares

Foreign Orderable Volume:

158,074,744 Shares

Remaining ratio for foreign investors' shareholding:

95.80%



Last 30 days trading information / ຂໍ້ມູນການຊື້-ຂາຍຮຸ້ນ 30 ວັນ (ຄົ້ນຫຼັງ)

No. ລະດັບ	Date ວັນທີ	Index / ດັດຊະນີ			EDL-GEN / ຕ-ຟຟລ			BCEL / ທຄຕລ			LWPC /ລາວເີນ			PTL/ປທລ			SVN/ສວນ		
		Current Index ດັດຊະນີ	Change ປ່ຽນແປງ (%)	Trading Value ມູນຄ່າການຊື້-ຂາຍ (Kip)	Closing Price ລາຄາປິດ (Kip)	Change ປ່ຽນແປງ (Kip)	Trading Volume ປະລິມານການຊື້-ຂາຍຮຸ້ນ	Closing Price ລາຄາປິດ (Kip)	Change ປ່ຽນແປງ (Kip)	Trading Volume ປະລິມານການຊື້-ຂາຍຮຸ້ນ	Closing Price ລາຄາປິດ (Kip)	Change ປ່ຽນແປງ (Kip)	Trading Volume ປະລິມານການຊື້-ຂາຍຮຸ້ນ	Closing Price ລາຄາປິດ (Kip)	Change ປ່ຽນແປງ (Kip)	Trading Volume ປະລິມານການຊື້-ຂາຍຮຸ້ນ	Closing Price ລາຄາປິດ (Kip)	Change ປ່ຽນແປງ (Kip)	Trading Volume ປະລິມານການຊື້-ຂາຍຮຸ້ນ
1	28.03.17	1,065.72	→ 0.00%	233,385,000	5,250	→ -	13,400	5,550	→ -	29,300	9,100	→ -	-	2,100	→ -	200	3,100	→ -	-
2	27.03.17	1,065.72	↑ 0.06%	547,970,000	5,250	→ -	97,500	5,550	↑ 50	1,000	9,100	→ -	-	2,100	→ -	18,000	3,100	→ -	-
3	24.03.17	1,065.05	↓ -3.70%	268,600,000	5,250	↓ 250	10,800	5,500	→ -	38,500	9,100	→ -	-	2,100	→ -	-	3,100	→ -	-
4	23.03.17	1,105.95	↓ -1.46%	166,650,000	5,500	↓ 100	100	5,500	→ -	30,200	9,100	→ -	-	2,100	→ -	-	3,100	→ -	-
5	22.03.17	1,122.31	↑ 1.27%	727,585,000	5,600	↑ 100	41,400	5,500	→ -	92,200	9,100	→ -	-	2,100	↓ 100	200	3,100	→ -	-
6	21.03.17	1,108.24	↓ -0.18%	62,495,000	5,500	→ -	2,400	5,500	↓ 150	9,000	9,100	→ -	-	2,200	→ -	-	3,100	→ -	-
7	20.03.17	1,110.24	↓ -0.73%	62,925,000	5,500	↓ 50	7,000	5,650	→ -	1,100	9,100	→ -	-	2,200	→ -	9,100	3,100	→ -	-
8	17.03.17	1,118.42	↑ 0.74%	357,355,000	5,550	↑ 50	16,000	5,650	→ -	41,100	9,100	→ -	-	2,200	→ -	20,100	3,100	→ -	-
9	16.03.17	1,110.24	→ 0.00%	38,745,000	5,500	→ -	6,900	5,650	→ -	100	9,100	→ -	-	2,200	→ -	100	3,100	→ -	-
10	15.03.17	1,110.24	↓ -0.21%	47,965,000	5,500	→ -	4,500	5,650	→ -	4,100	9,100	→ -	-	2,200	↓ 100	200	3,100	→ -	-
11	14.03.17	1,112.53	↓ -1.45%	84,550,000	5,500	↓ 100	2,900	5,650	→ -	12,200	9,100	→ -	-	2,300	→ -	-	3,100	→ -	-
12	13.03.17	1,128.89	↑ 1.47%	218,175,000	5,600	↑ 100	38,600	5,650	→ -	1,100	9,100	→ -	-	2,300	→ -	-	3,100	→ -	-
13	10.03.17	1,112.53	↑ 3.03%	190,020,000	5,500	↑ 200	13,000	5,650	→ -	1,000	9,100	→ -	-	2,300	→ -	-	3,100	→ -	36,500
14	09.03.17	1,079.81	↑ 0.76%	10,225,000	5,300	↑ 50	-	5,650	→ -	1,700	9,100	→ -	-	2,300	→ -	-	3,100	→ -	200
15	07.03.17	1,071.63	↑ 0.19%	350,625,000	5,250	→ -	41,800	5,650	↑ 150	23,300	9,100	→ -	-	2,300	→ -	-	3,100	→ -	-
16	06.03.17	1,069.63	↓ -1.82%	172,865,000	5,250	↓ 150	200	5,500	→ -	300	9,100	↑ 800	1,500	2,300	→ -	-	3,100	↑ 100	50,600
17	03.03.17	1,089.48	↑ 2.45%	400,410,000	5,400	↑ 150	31,800	5,500	↓ 100	35,600	8,300	↑ 750	2,000	2,300	→ -	-	3,000	→ -	6,900
18	02.03.17	1,063.38	↑ 0.54%	38,300,000	5,250	→ -	400	5,600	↓ 100	4,400	7,550	↑ 650	1,500	2,300	↑ 200	100	3,000	→ -	-
19	01.03.17	1,057.63	↑ 0.56%	192,350,000	5,250	↑ 50	14,500	5,700	→ -	-	6,900	↑ 600	1,700	2,100	↓ 200	-	3,000	→ -	-
20	28.02.17	1,051.71	↑ 0.18%	36,305,000	5,200	→ -	2,700	5,700	→ -	2,200	6,300	↑ 500	1,600	2,300	→ -	-	3,000	→ -	-
21	27.02.17	1,049.79	→ 0.00%	98,700,000	5,200	→ -	13,500	5,700	→ -	5,000	5,800	→ -	-	2,300	→ -	-	3,000	→ -	-
22	24.02.17	1,049.79	↑ 0.19%	33,360,000	5,200	→ -	6,100	5,700	↑ 150	300	5,800	→ -	-	2,300	→ -	-	3,000	→ -	-
23	23.02.17	1,047.79	↓ -0.19%	81,535,000	5,200	→ -	11,900	5,550	↓ 150	2,700	5,800	→ -	1,000	2,300	→ -	-	3,000	→ -	-
24	22.02.17	1,049.79	↑ 0.13%	20,510,000	5,200	→ -	300	5,700	↑ 100	700	5,800	→ -	-	2,300	→ -	2,500	3,000	→ -	3,100
25	21.02.17	1,048.46	→ 0.00%	2,240,000	5,200	→ -	-	5,600	→ -	400	5,800	→ -	-	2,300	→ -	-	3,000	→ -	-
26	20.02.17	1,048.46	↓ -0.25%	213,310,000	5,200	→ -	37,900	5,600	↓ 200	3,200	5,800	→ -	-	2,300	→ -	-	3,000	→ -	-
27	17.02.17	1,051.12	→ 0.00%	-	5,200	→ -	-	5,800	→ -	-	5,800	→ -	-	2,300	→ -	-	3,000	→ -	-
28	16.02.17	1,051.12	↑ 0.22%	174,950,000	5,200	→ -	-	5,800	→ -	-	5,800	→ -	-	2,300	↑ 100	83,900	3,000	→ -	-
29	15.02.17	1,048.83	↑ 2.53%	59,330,000	5,200	↑ 150	500	5,800	↑ 100	8,600	5,800	→ -	-	2,200	→ -	3,500	3,000	→ -	-
30	14.02.17	1,022.96	↓ -2.22%	152,400,000	5,050	↓ 150	11,500	5,700	↑ 100	16,300	5,800	→ -	-	2,200	→ -	-	3,000	→ -	-