

## Trade Summary

LSX ended this week with the index up 8.18 points to touch 1,118.42 points on 77,200 shares traded from the matching of EDL-Gen, BCEL and PTL. EDL-Gen closed 50 kip higher to finish at 5,550 kip with 16,000 shares traded, translating to 88 million kip, while BCEL closed unchanged at 5,650 kip for the trading of 41,100 shares. On this Friday, PTL also saw a trading of 20,100 shares. LWPC and SVN stayed unchanged at 9,100 kip and 3,100 kip respectively.

## Listed Company

Stock	Details	Date
EDL-Gen	<b>Dividend/Share</b>	
	Dividend Record	
	XD	
	<b>Dividend payment</b>	
	Meeting right Record	03-Mar-17
	XM	02-Mar-17
	<b>Meeting date (Annual General Shareholders' Meeting)</b>	06-Apr-17
	<b>Dividend Yield %</b>	
SVN	<b>Dividend/Share</b>	
	Dividend Record	09-Mar-17
	XD	07-Mar-17
	<b>Dividend payment</b>	
	Meeting right Record	09-Mar-17
	XM	07-Mar-17
	<b>Meeting date (Annual General Shareholders' Meeting)</b>	07-Apr-17
PTL	<b>Dividend/Share</b>	
	Dividend Record	24-Mar-17
	XD	23-Mar-17
	<b>Dividend payment</b>	
	Meeting right Record	24-Mar-17
	XM	23-Mar-17
	<b>Meeting date (Annual General Shareholders' Meeting)</b>	
LWPC	<b>Dividend/Share</b>	
	Dividend Record	
	XD	
	<b>Dividend payment</b>	
	Meeting right Record	23-Mar-17
	XM	22-Mar-17
	<b>Meeting date (Annual General Shareholders' Meeting)</b>	06-Apr-17

## Market Summary

	Last	17.03.2017	Change
LSX Index (Point)	1,110.24	1,118.42 ↑	8.18
Trading Value (LAK)	38,745,000	357,355,000 ↑	318,610,000
Market Cap. (LAK m)	11,613,338	11,697,303 ↑	83,965
52-Week High/Low	963.74/1,277.40		

## Daily Turnover by Investor Types (LAKm)

	Buy	Sell	Net purchase
General Corporations	-	-	-
Individuals	57	40	16
Foreigners	301	317	16
Securities Companies	-	-	-
Others	-	-	-
<b>Total</b>	<b>0</b>	<b>0</b>	<b>0</b>

## Turnover by Investor Types (LAKm) (Month-to-date)

	Buy	Sell	Net purchase
General Corp	-	-	-
Individuals	437	777	340
Foreigners	1,647	1,323	325
Securities Companies	6	2	3
Others	12	-	12
<b>Total</b>	<b>2,102</b>	<b>2,102</b>	<b>-</b>

## Trading Volume (Shares)

	Closing price	Change (LAK)	17.03.2017	Change (Shr)
EDL-GEN	5,550 ↑	50	16,000	9,100
BCEL	5,650 →	-	41,100	41,000
LWPC	9,100 →	-	-	-
PTL	2,200 →	-	20,100	20,000
SVN	3,100 →	-	-	-
<b>TOTAL</b>				<b>70,100</b>

## General News

### April-16 (BOL)

CPI	102.30
Inflation rate	1.84%
BOL Interest Rate (%) 2 weeks-1year	10.63%

## Fixed Deposit Account 12 Months (For individual-BCEL)

LAK	5.72%
USD	3.40%
THB	3.15%

## Foreign Exchange Rates (BCEL)

17.03.2017

Currency	Buy	Sell
US Dollar	8,182	8,222
Thai Baht	233.99	235.73
Euro	8,767	8,811

BCEL-KT Securities Company limited  
Tel : 021-265480

## Global News

---

### Asian markets mixed, weaker dollar boosts oil prices

(CNBC 11:00 AM, 17 Mar 2017) Asian markets traded sideways on Friday, following a flat to lower close on Wall Street, in a light regional data day.

Japanese benchmark Nikkei 225 fell 0.35 percent on Friday morning.

In South Korea, the Kospi was up 0.1 percent as the won weakened against the dollar.

Australia's ASX 200 added 0.32 percent, buoyed by its gold sub-index, which was up 1.61 percent.

China's Shanghai composite was almost flat in early trade and the Shenzhen composite gained 0.2 percent. Hong Kong's Hang Seng was also flat.

**Opening Session**

LA3000020005 EDL-Gen			LA3000010006 BCEL			Vientiane 09:01:52		
Current		<b>5,500</b>	Current		<b>5,650</b>			
Volume		3,700	Volume		0			
Previous Day Closing Price		5,500	Previous Day Closing Price		5,650			
Change		0	Change		0			
Turnover		20,350,000	Turnover		0			
Sell Remaining Qty	09:00:00	Buy Remaining Qty	Sell Remaining Qty	09:02:09	Buy Remaining Qty			
5,700	6,000		10,000	6,200				
500	5,800		5,000	6,150				
500	5,700		2,700	6,000				
35,300	5,600		20,000	5,700				
800	5,550		10,100	<b>5,650</b>				
Exp exe Price	<b>5,500</b>	11,500	Exp exe Price	<b>5,500</b>	4,000			
	5,300	6,000		5,350	1,100			
Exp exe Qty	5,250	3,400	Exp exe Qty	5,300	18,300			
	5,200	6,900						
	5,100	110,000						
<b>42,800</b>	<b>Total</b>	<b>161,900</b>	<b>47,800</b>	<b>Total</b>	<b>23,400</b>			
Opening Price		5,500	Opening Price		0			
High Price		5,500	High Price		0			
Low Price		5,500	Low Price		0			
Price Limit	6,050	4,950	Price Limit	6,200	5,100			

LA3000030004 LWPC			LA3000040003 PTL			LA3000050002 SVN			Vientiane 09:02:23 Vientiane 09:02:23		
Current		<b>9,100</b>	Current		<b>2,100</b>	Current		<b>3,100</b>			
Volume		0	Volume		800	Volume		0			
Previous Day Closing Price		9,100	Previous Day Closing Price		2,200	Previous Day Closing Price		3,100			
Change		0	Change		▼ 100	Change		0			
Turnover		0	Turnover		1,680,000	Turnover		0			
Sell Remaining Qty	00:00:00	Buy Remaining Qty	Sell Remaining Qty	09:00:00	Buy Remaining Qty	Sell Remaining Qty	09:00:00	Buy Remaining Qty			
			118,800	2,400							
			7,300	2,300							
			2,400	2,200							
Exp exe Price			Exp exe Price			Exp exe Price	2,900	1,900			
Exp exe Qty			Exp exe Qty			Exp exe Qty					
<b>Total</b>			<b>128,500</b>	<b>Total</b>		<b>Total</b>		<b>1,900</b>			
Opening Price		0	Opening Price		2,100	Opening Price		0			
High Price		0	High Price		2,100	High Price		0			
Low Price		0	Low Price		2,100	Low Price		0			
Price Limit	10,000	8,200	Price Limit	2,400	2,000	Price Limit	3,400	2,800			

**Closing Session**

LA3000020005 EDL-Gen LA3000010006 BCEL **Vientiane 13:17:33**

Current	5,550	Current	5,650
Volume	16,000	Volume	41,100
Previous Day Closing Price	5,500	Previous Day Closing Price	5,650
Change	▲ 50	Change	0
Turnover	88,040,000	Turnover	229,015,000

Sell Remaining Qty	11:30:00	Buy Remaining Qty	Sell Remaining Qty	11:30:00	Buy Remaining Qty
			10,000	6,200	
5,700	6,000		5,000	6,150	
500	5,800		2,700	6,000	
500	5,700		20,000	5,700	
30,300	5,600		7,000	<b>5,650</b>	
Exp exe Price	<b>5,550</b>	900	Exp exe Price	5,550	1,500
	5,300	6,000		5,500	3,000
Exp exe Qty	5,250	3,400	Exp exe Qty	5,350	1,100
	5,200	6,900		5,300	18,300
	5,100	110,000			
<b>37,000</b>	<b>Total</b>	<b>151,300</b>	<b>44,700</b>	<b>Total</b>	<b>23,900</b>

Opening Price	5,500	Opening Price	5,550
High Price	5,550	High Price	5,650
Low Price	5,500	Low Price	5,550
Price Limit	6,050	Price Limit	6,200

LA3000030004 LWPC LA3000040003 PTL **Vientiane 13:18:10** LA3000050002 SVN

Current	9,100	Current	2,200	Current	3,100
Volume	0	Volume	20,100	Volume	0
Previous Day Closing Price	9,100	Previous Day Closing Price	2,200	Previous Day Closing Price	3,100
Change	0	Change	0	Change	0
Turnover	0	Turnover	40,300,000	Turnover	0

Sell Remaining Qty	11:30:00	Buy Remaining Qty	Sell Remaining Qty	11:30:00	Buy Remaining Qty	Sell Remaining Qty	11:30:00	Buy Remaining Qty
			118,800	2,400				
			7,300	2,300				
500	9,500		2,300	<b>2,200</b>				
Exp exe Price			Exp exe Price	2,000	26,800	Exp exe Price	2,900	1,900
Exp exe Qty			Exp exe Qty			Exp exe Qty		
<b>500</b>	<b>Total</b>		<b>128,400</b>	<b>Total</b>	<b>26,800</b>	<b>1,900</b>	<b>Total</b>	<b>1,900</b>

Opening Price	0	Opening Price	2,100	Opening Price	0
High Price	0	High Price	2,200	High Price	0
Low Price	0	Low Price	2,000	Low Price	0
Price Limit	10,000	Price Limit	2,400	Price Limit	3,400

Trading Execution

EDL-Gen

Time	Current	Change	Price Change(%)	Volume	Cumulative Volume
End RTH	5,550 ▲	50	0.900	0	16,000
10:21:55	5,550 ▲	50	0.900	800	16,000
09:35:59	5,500	0	0.000	6,500	15,200
09:11:50	5,500	0	0.000	5,000	8,700
09:00:00	5,500	0	0.000	3,700	3,700

BCEL

Time	Current	Change	Price Change(%)	Volume	Cumulative Volume
End RTH	5,650	0	0.000	0	41,100
11:15:52	5,650	0	0.000	9,100	41,100
09:12:05	5,550 ▼	-100	-1.760	32,000	32,000

**LWPC**

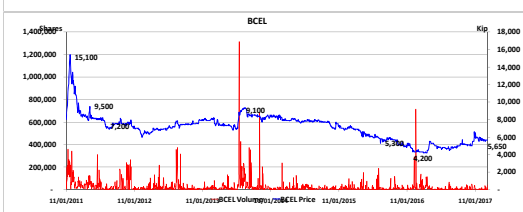
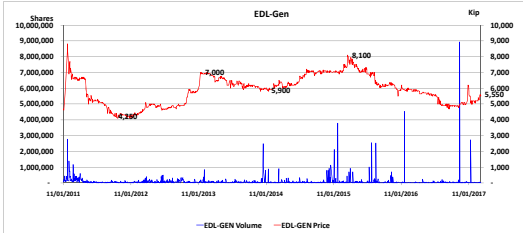
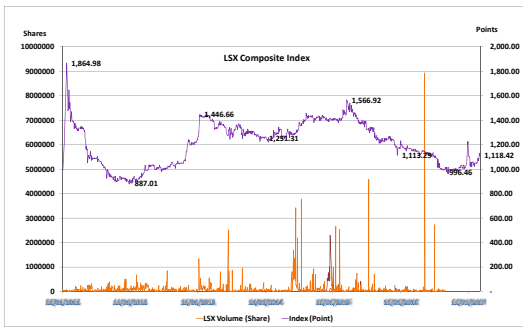
Time	Current	Change	Price Change(%)	Volume	Cumulative Volume
End RTH	9,100	0	0.000	0	0

**PTL**

Time	Current	Change	Price Change(%)	Volume	Cumulative Volume
End RTH	2,200	0	0.000	0	20,100
11:19:21	2,200	0	0.000	100	20,100
10:51:04	2,000	↓ -200	-9.090	9,200	20,000
10:36:56	2,000	↓ -200	-9.090	10,000	10,800
09:00:00	2,100	▼ -100	-4.540	800	800

**SVN**

Time	Current	Change	Price Change(%)	Volume	Cumulative Volume
End RTH	3,100	0	0.000	0	0



**Company profile**

EDL-Generation Public company

Sector: Energy

Major products : Electricity

**EDL-Gen**

Highest of 52 weeks:

Lowest of 52 weeks:

Paid-up shares:

Foreign limit for one individual not exceed 1% or

All foreign limit not exceed 25% or

Foreign Orderable Volume:

Remaining ratio for foreign investors' shareholding:

6,400 Kip

4,700 Kip

1,679,303,697 Shares

16,793,037 Shares

419,825,928 Shares

197,659,454 Shares

11.77%

**Company profile**

Banque Pour Le Commerce Exterior Lao Public

Sector: Banking

Major products : Loans, FX Exchange, L.C, L.G, Card and Other Banking products and services

**BCEL**

Highest of 52 weeks:

Lowest of 52 weeks:

Paid-up shares:

Foreign limit for one individual not exceed 1% or

All foreign limit not exceed 10% or

Foreign Orderable Volume:

Remaining ratio for foreign investors' shareholding:

5,750 Kip

4,200 Kip

136,577,600 Shares

1,365,776 Shares

13,657,760 Shares

682,466 Shares

0.50%



**Company profile**

Lao World Public Company (LWPC)

Sector: Property

Major business : trade, exhibition and convention center, Supermarket, cinema, bowling and other

**LWPC**

Highest of 52 weeks:

9,100 Kip

Lowest of 52 weeks:

5,900 Kip

Paid-up shares:

39,560,909 Shares

Foreign Orderable Volume:

38,462,928

Remaining ratio for foreign investors' shareholding:

97.22%

**Company profile**

Petroleum Trading Lao Public Company (PTL)

Sector: Trading

Major business : Importing and distributing fuels and petroleum products in full range service throughout Lao PDR

**PTL**

Highest of 52 weeks:

3,300 Kip

Lowest of 52 weeks:

2,300 Kip

Paid-up shares:

235,000,000 Shares

Foreign Orderable Volume:

205,230,682

Remaining ratio for foreign investors' shareholding:

87.33%

**Company profile**

Souavany Home Center Public Company (SVN)

Sector: Trading

Major business : Importing and distributing construction materials and home decoration through showroom in Lao PDR

**SVN**

Highest of 52 weeks:

3,400 Kip

Lowest of 52 weeks:

2,700 Kip

Paid-up shares:

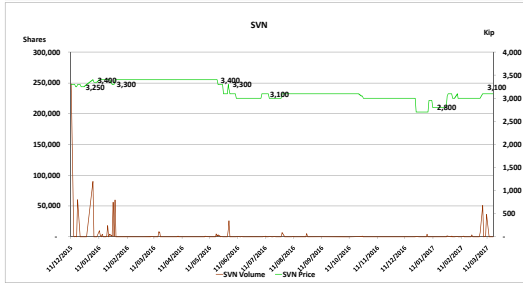
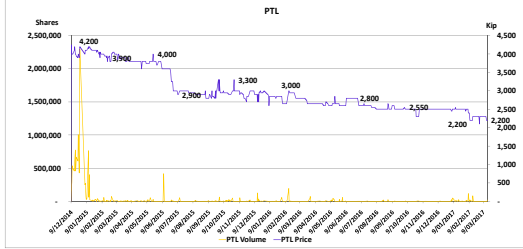
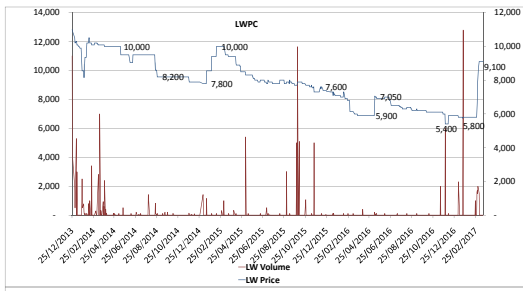
165,000,000 Shares

Foreign Orderable Volume:

158,074,744 Shares

Remaining ratio for foreign investors' shareholding:

95.80%



Last 30 days trading information / ຂໍ້ມູນການຊື້-ຂາຍຮຸ້ນ 30 ວັນ (ຄົ້ນຫຼັງ)

No. ລະດັບ	Date ວັນທີ	Index / ດັດຊະນີ			EDL-GEN / ຕ-ຟຟລ			BCEL / ທຄຕລ			LWPC /ລາວເີນ			PTL/ປທລ			SVN/ສວນ		
		Current Index ດັດຊະນີ	Change ປ່ຽນແປງ (%)	Trading Value ມູນຄ່າການຊື້-ຂາຍ (Kip)	Closing Price ລາຄາປິດ (Kip)	Change ປ່ຽນແປງ (Kip)	Trading Volume ປະລິມານການຊື້-ຂາຍຮຸ້ນ	Closing Price ລາຄາປິດ (Kip)	Change ປ່ຽນແປງ (Kip)	Trading Volume ປະລິມານການຊື້-ຂາຍຮຸ້ນ	Closing Price ລາຄາປິດ (Kip)	Change ປ່ຽນແປງ (Kip)	Trading Volume ປະລິມານການຊື້-ຂາຍຮຸ້ນ	Closing Price ລາຄາປິດ (Kip)	Change ປ່ຽນແປງ (Kip)	Trading Volume ປະລິມານການຊື້-ຂາຍຮຸ້ນ	Closing Price ລາຄາປິດ (Kip)	Change ປ່ຽນແປງ (Kip)	Trading Volume ປະລິມານການຊື້-ຂາຍຮຸ້ນ
1	17.03.17	1,118.42	↑ 0.74%	357,355,000	5,550	↑ 50	16,000	5,650	→ -	41,100	9,100	→ -	-	2,200	→ -	20,100	3,100	→ -	-
2	16.03.17	1,110.24	→ 0.00%	38,745,000	5,500	→ -	6,900	5,650	→ -	100	9,100	→ -	-	2,200	→ -	100	3,100	→ -	-
3	15.03.17	1,110.24	↓ -0.21%	47,965,000	5,500	→ -	4,500	5,650	→ -	4,100	9,100	→ -	-	2,200	↓ 100	200	3,100	→ -	-
4	14.03.17	1,112.53	↓ -1.45%	84,550,000	5,500	↓ 100	2,900	5,650	→ -	12,200	9,100	→ -	-	2,300	→ -	-	3,100	→ -	-
5	13.03.17	1,128.89	↑ 1.47%	218,175,000	5,600	↑ 100	38,600	5,650	→ -	1,100	9,100	→ -	-	2,300	→ -	-	3,100	→ -	-
6	10.03.17	1,112.53	↑ 3.03%	190,020,000	5,500	↑ 200	13,000	5,650	→ -	1,000	9,100	→ -	-	2,300	→ -	-	3,100	→ -	36,500
7	09.03.17	1,079.81	↑ 0.76%	10,225,000	5,300	↑ 50	-	5,650	→ -	1,700	9,100	→ -	-	2,300	→ -	-	3,100	→ -	200
8	07.03.17	1,071.63	↑ 0.19%	350,625,000	5,250	→ -	41,800	5,650	↑ 150	23,300	9,100	→ -	-	2,300	→ -	-	3,100	→ -	-
9	06.03.17	1,069.63	↓ -1.82%	172,865,000	5,250	↓ 150	200	5,500	→ -	300	9,100	↑ 800	1,500	2,300	→ -	-	3,100	↑ 100	50,600
10	03.03.17	1,089.48	↑ 2.45%	400,410,000	5,400	↑ 150	31,800	5,500	↓ 100	35,600	8,300	↑ 750	2,000	2,300	→ -	-	3,000	→ -	6,900
11	02.03.17	1,063.38	↑ 0.54%	38,300,000	5,250	→ -	400	5,600	↓ 100	4,400	7,550	↑ 650	1,500	2,300	↑ 200	100	3,000	→ -	-
12	01.03.17	1,057.63	↑ 0.56%	192,350,000	5,250	↑ 50	14,500	5,700	→ -	-	6,900	↑ 600	1,700	2,100	↓ 200	-	3,000	→ -	-
13	28.02.17	1,051.71	↑ 0.18%	36,305,000	5,200	→ -	2,700	5,700	→ -	2,200	6,300	↑ 500	1,600	2,300	→ -	-	3,000	→ -	-
14	27.02.17	1,049.79	→ 0.00%	98,700,000	5,200	→ -	13,500	5,700	→ -	5,000	5,800	→ -	-	2,300	→ -	-	3,000	→ -	-
15	24.02.17	1,049.79	↑ 0.19%	33,360,000	5,200	→ -	6,100	5,700	↑ 150	300	5,800	→ -	-	2,300	→ -	-	3,000	→ -	-
16	23.02.17	1,047.79	↓ -0.19%	81,535,000	5,200	→ -	11,900	5,550	↓ 150	2,700	5,800	→ -	1,000	2,300	→ -	-	3,000	→ -	-
17	22.02.17	1,049.79	↑ 0.13%	20,510,000	5,200	→ -	300	5,700	↑ 100	700	5,800	→ -	-	2,300	→ -	2,500	3,000	→ -	3,100
18	21.02.17	1,048.46	→ 0.00%	2,240,000	5,200	→ -	-	5,600	→ -	400	5,800	→ -	-	2,300	→ -	-	3,000	→ -	-
19	20.02.17	1,048.46	↓ -0.25%	213,310,000	5,200	→ -	37,900	5,600	↓ 200	3,200	5,800	→ -	-	2,300	→ -	-	3,000	→ -	-
20	17.02.17	1,051.12	→ 0.00%	-	5,200	→ -	-	5,800	→ -	-	5,800	→ -	-	2,300	→ -	-	3,000	→ -	-
21	16.02.17	1,051.12	↑ 0.22%	174,950,000	5,200	→ -	-	5,800	→ -	-	5,800	→ -	-	2,300	↑ 100	83,900	3,000	→ -	-
22	15.02.17	1,048.83	↑ 2.53%	59,330,000	5,200	↑ 150	500	5,800	↑ 100	8,600	5,800	→ -	-	2,200	→ -	3,500	3,000	→ -	-
23	14.02.17	1,022.96	↓ -2.22%	152,400,000	5,050	↓ 150	11,500	5,700	↑ 100	16,300	5,800	→ -	-	2,200	→ -	-	3,000	→ -	-
24	13.02.17	1,046.17	↑ 1.33%	158,965,000	5,200	↑ 100	30,900	5,600	↓ 200	-	5,800	→ -	-	2,200	→ -	-	3,000	→ -	900
25	10.02.17	1,032.47	↓ -0.18%	342,160,000	5,100	→ -	50,000	5,800	↑ 200	7,600	5,800	→ -	-	2,200	↓ 200	20,600	3,000	→ -	-
26	09.02.17	1,034.38	↓ -1.93%	168,100,000	5,100	↓ 100	30,600	5,600	↓ 300	2,100	5,800	→ -	-	2,400	→ -	100	3,000	→ -	-
27	08.02.17	1,054.74	→ 0.00%	78,570,000	5,200	→ -	1,200	5,900	→ -	2,100	5,800	→ -	-	2,400	→ -	25,000	3,000	→ -	-
28	07.02.17	1,054.74	↓ -0.43%	277,630,000	5,200	→ -	-	5,900	↓ 50	500	5,800	→ -	-	2,400	↓ 100	114,100	3,000	↓ 100	-
29	06.02.17	1,059.30	↑ 0.15%	620,000	5,200	→ -	-	5,950	→ -	-	5,800	→ -	-	2,500	→ -	-	3,100	↑ 100	200
30	03.02.17	1,057.69	↑ 0.05%	138,480,000	5,200	→ -	9,200	5,950	↓ 50	9,100	5,800	→ -	-	2,500	↑ 50	15,900	3,000	→ -	-