

## Trade Summary

LSX closed still at 1,110.24 points on Thursday, with the trading of just 7,100 shares. EDL-Gen closed unchanged at 5,500 kip on 6,900 shares changed hands, worth about 37.9 million kip, while BCEL also closed unchanged at 5,650 kip and the trading volume was as small as 100 shares. LWPC and SVN closed at 9,100 kip and 3,100 kip respectively. In the meantime, PTL finished at 2,200 kip with 100 shares matched.

## Listed Company

Stock	Details	Date
EDL-Gen	<b>Dividend/Share</b>	
	Dividend Reccord	
	XD	
	<b>Dividend payment</b>	
	Meeting right Reccord	03-Mar-17
	XM	02-Mar-17
	<b>Meeting date (Annual General Shareholders' Meeting)</b>	06-Apr-17
	<b>Dividend Yield %</b>	
SVN	<b>Dividend/Share</b>	
	Dividend Reccord	09-Mar-17
	XD	07-Mar-17
	<b>Dividend payment</b>	
	Meeting right Reccord	09-Mar-17
XM	07-Mar-17	
	<b>Meeting date (Annual General Shareholders' Meeting)</b>	07-Apr-17
PTL	<b>Dividend/Share</b>	
	Dividend Reccord	24-Mar-17
	XD	23-Mar-17
	<b>Dividend payment</b>	
	Meeting right Reccord	24-Mar-17
	XM	23-Mar-17
	<b>Meeting date (Annual General Shareholders' Meeting)</b>	
LWPC	<b>Dividend/Share</b>	
	Dividend Reccord	
	XD	
	<b>Dividend payment</b>	
	Meeting right Reccord	23-Mar-17
	XM	22-Mar-17
	<b>Meeting date (Annual General Shareholders' Meeting)</b>	06-Apr-17

## Market Summary

	Last	16.03.2017	Change
LSX Index (Point)	1,110.24	1,110.24 →	0
Trading Value (LAK)	47,965,000	38,745,000 ↓	9,220,000
Market Cap. (LAK m)	11,613,338	11,613,338 →	-
52-Week High/Low	963.74/1,277.40		

## Daily Turnover by Investor Types (LAKm)

	Buy	Sell	Net purchase
General Corporations	-	-	-
Individuals	-	38 -	38
Foreigners	39	1	38
Securities Companies	-	-	-
Others	-	-	-
	0	0	0

## Turnover by Investor Types (LAKm) (Month-to-date)

	Buy	Sell	Net purchase
General Corp	-	-	-
Individuals	380	736 -	356
Foreigners	1,347	1,006	341
Securities Companies	6	2	3
Others	12	-	12
<b>Total</b>	<b>1,744</b>	<b>1,744</b>	<b>-</b>

## Trading Volume (Shares)

	Closing price	Change (LAK)	16.03.2017	Change (Shr)
EDL-GEN	5,500 →	-	6,900	2,400
BCEL	5,650 →	-	100 -	4,000
LWPC	9,100 →	-	-	-
PTL	2,200 →	-	100 -	100
SVN	3,100 →	-	-	-
<b>TOTAL</b>				<b>1,700</b>

## General News

### April-16 (BOL)

CPI	102.30
Inflation rate	1.84%
BOL Interest Rate (%) 2 weeks-1year	10.63%

## Fixed Deposit Account 12 Months (For individual-BCEL)

LAK	5.72%
USD	3.40%
THB	3.15%

## Foreign Exchange Rates (BCEL)

16.03.2017

Currency	Buy	Sell
US Dollar	8,182	8,222
Thai Baht	233.99	235.73
Euro	8,767	8,811

BCEL-KT Securities Company limited  
Tel : 021-265480

---

## Local News

---

### SMEs to be helped by policy revision

Small and Medium Enterprises (SMEs) in Laos will soon be helped by improved policies aimed at driving expanding growth opportunities and access to wider markets.

The Promotion and Product Development Department (PPDD) under the Ministry of Industry of Commerce reported recently that it is revising its policies to ease SME access to markets both domestically and internationally, such as building a base of information on market processes.

The policies will ease trading by arranging the export of products, informing business about taxes, and providing health information with regard to vegetable and livestock safety standards.

**Source: Vientianetimes 16 March 2017**

---

## Global News

---

### Asia markets trade higher; dollar weakness in focus

(CNBC 13:30 AM, 16 Mar 2017) Shares in Asia see-sawed on Thursday, as investors digested monetary policy decisions from the Bank of Japan, People's Bank of China and the Federal Reserve.

The Japanese benchmark, Nikkei 225, was nearly flat as the yen strengthened against the weaker dollar.

China's Shanghai composite shot up 0.67 percent and the Shenzhen composite rose 0.728 percent.

Down Under, the ASX 200 closed up 0.2 percent or 11.8 points at 5,785.8.

Australia's unemployment rate in February rose to 5.9 percent, higher than the expected 5.7 percent.

**Opening Session**

LA3000020005 EDL-Gen			LA3000010006 BCEL								
Current			5,550			Current			5,650		
Volume			6,200			Volume			100		
Previous Day Closing Price			5,500			Previous Day Closing Price			5,650		
Change			▲ 50			Change			0		
Turnover			34,110,000			Turnover			565,000		

Sell Remaining Qty	09:18:29	Buy Remaining Qty	Sell Remaining Qty	09:12:50	Buy Remaining Qty
5,700	6,000		10,000	6,200	
500	5,800		5,000	6,150	
500	5,700		2,700	6,000	
35,300	5,600		20,000	5,700	
800	5,550		10,000	5,650	
Exp exe Price	5,500	15,900	Exp exe Price	5,550	800
	5,300	6,000		5,500	1,000
Exp exe Qty	5,250	23,300	Exp exe Qty	5,350	1,100
	5,200	6,900		5,300	18,300
	5,100	110,000			
42,800	Total	186,200	47,700	Total	21,200

Opening Price	5,500	Opening Price	5,650
High Price	5,550	High Price	5,650
Low Price	5,500	Low Price	5,650
Price Limit	6,050 4,950	Price Limit	6,200 5,100

LA3000030004 LWPC			LA3000040003 PTL			LA3000050002 SVN					
Current			9,100			2,200			3,100		
Volume			0			100			0		
Previous Day Closing Price			9,100			2,200			3,100		
Change			0			0			0		
Turnover			0			220,000			0		

Sell Remaining Qty	09:00:00	Buy Remaining Qty	Sell Remaining Qty	09:00:00	Buy Remaining Qty	Sell Remaining Qty	09:00:00	Buy Remaining Qty
			99,500	2,400				
			7,300	2,300				
500	9,500		400	2,200				
Exp exe Price			Exp exe Price	2,100	800	Exp exe Price	2,900	1,900
Exp exe Qty			Exp exe Qty			Exp exe Qty		
500	Total		107,200	Total	800	Total		1,900

Opening Price	0	Opening Price	2,200	Opening Price	0
High Price	0	High Price	2,200	High Price	0
Low Price	0	Low Price	2,200	Low Price	0
Price Limit	10,000 8,200	Price Limit	2,400 2,000	Price Limit	3,400 2,800

**Closing Session**

LA300002005 EDL-Gen			LA300001000 BCEL		
<b>Vientiane 13:28:40</b>					
Current		<b>5,500</b>	Current		<b>5,650</b>
Volume		6,900	Volume		100
Previous Day Closing Price		5,500	Previous Day Closing Price		5,650
Change		0	Change		0
Turnover		37,960,000	Turnover		565,000
Sell Remaining Qty	11:30:00	Buy Remaining Qty	Sell Remaining Qty	11:30:00	Buy Remaining Qty
5,700	6,000		10,000	6,200	
500	5,800		5,000	6,150	
500	5,700		2,700	6,000	
35,300	5,600		20,000	5,700	
800	5,550		10,000	<b>5,650</b>	
Exp exe Price	<b>5,500</b>	15,200	Exp exe Price	5,550	1,400
	5,300	6,000		5,500	2,500
Exp exe Qty	5,250	23,300	Exp exe Qty	5,350	10,700
	5,200	6,900		5,300	18,300
	5,100	110,000			
<b>42,800</b>	<b>Total</b>	<b>185,500</b>	<b>47,700</b>	<b>Total</b>	<b>32,900</b>
Opening Price		5,500	Opening Price		5,650
High Price		5,550	High Price		5,650
Low Price		5,500	Low Price		5,650
Price Limit	6,050	4,950	Price Limit	6,200	5,100

LA300003004 LWPC			LA300004003 PTL			LA300005002 SVN		
<b>Vientiane 13:29:10</b>								
Current		<b>9,100</b>	Current		<b>2,200</b>	Current		<b>3,100</b>
Volume		0	Volume		100	Volume		0
Previous Day Closing Price		9,100	Previous Day Closing Price		2,200	Previous Day Closing Price		3,100
Change		0	Change		0	Change		0
Turnover		0	Turnover		220,000	Turnover		0
Sell Remaining Qty	11:30:00	Buy Remaining Qty	Sell Remaining Qty	11:30:00	Buy Remaining Qty	Sell Remaining Qty	11:30:00	Buy Remaining Qty
			118,800	2,400				
			7,300	2,300				
500	9,500		400	<b>2,200</b>				
Exp exe Price			Exp exe Price	2,100	800	Exp exe Price	2,900	1,900
Exp exe Qty			Exp exe Qty			Exp exe Qty		
<b>500</b>	<b>Total</b>		<b>126,500</b>	<b>Total</b>	<b>800</b>	<b>1,900</b>	<b>Total</b>	<b>1,900</b>
Opening Price		0	Opening Price		2,200	Opening Price		0
High Price		0	High Price		2,200	High Price		0
Low Price		0	Low Price		2,200	Low Price		0
Price Limit	10,000	8,200	Price Limit	2,400	2,000	Price Limit	3,400	2,800

**Trading Execution**

**EDL-Gen**

Time	Current	Change	Price Change(%)	Volume	Cumulative Volume
End RTH	5,500	0	0.000	0	6,900
10:05:21	5,500	0	0.000	700	6,900
09:03:31	5,550 ▲	50	0.900	200	6,200
09:00:56	5,500	0	0.000	5,000	6,000
09:00:00	5,500	0	0.000	1,000	1,000

**BCEL**

Time	Current	Change	Price Change(%)	Volume	Cumulative Volume
End RTH	5,650	0	0.000	0	100
09:00:00	5,650	0	0.000	100	100

**LWPC**

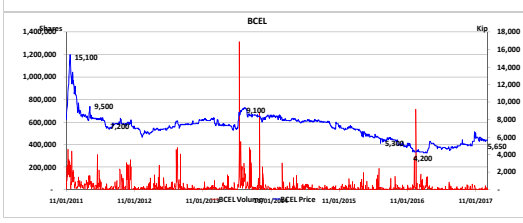
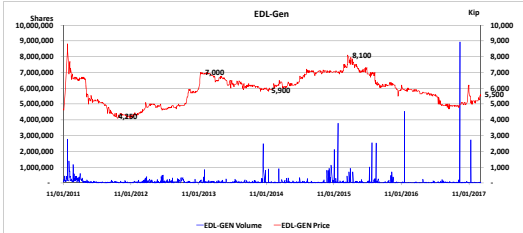
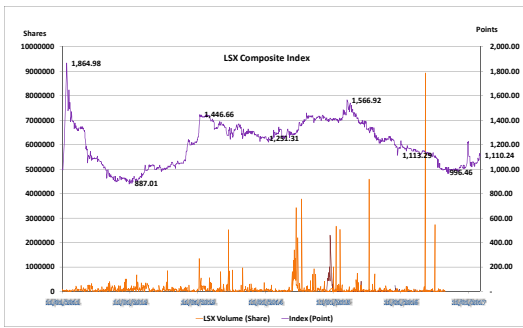
Time	Current	Change	Price Change(%)	Volume	Cumulative Volume
End RTH	9,100	0	0.000	0	0

**PTL**

Time	Current	Change	Price Change(%)	Volume	Cumulative Volume
End RTH	2,200	0	0.000	0	100
09:00:00	2,200	0	0.000	100	100

SVN

Time	Current	Change	Price Change(%)	Volume	Cumulative Volume
End RTH	3,100	0	0.000	0	0



**Company profile**

EDL-Generation Public company

Sector: Energy

Major products : Electricity

**EDL-Gen**

Highest of 52 weeks:

Lowest of 52 weeks:

Paid-up shares:

Foreign limit for one individual not exceed 1% or

All foreign limit not exceed 25% or

Foreign Orderable Volume:

Remaining ratio for foreign investors' shareholding:

6,400 Kip  
 4,700 Kip  
 1,679,303,697 Shares  
 16,793,037 Shares  
 419,825,928 Shares  
 197,665,854 Shares  
 11.77%

**Company profile**

Banque Pour Le Commerce Exterior Lao Public

Sector: Banking

Major products : Loans, FX Exchange, L.C, L.G, Card

and Other Banking products and services

**BCEL**

Highest of 52 weeks:

Lowest of 52 weeks:

Paid-up shares:

Foreign limit for one individual not exceed 1% or

All foreign limit not exceed 10% or

Foreign Orderable Volume:

Remaining ratio for foreign investors' shareholding:

5,750 Kip  
 4,200 Kip  
 136,577,600 Shares  
 1,365,776 Shares  
 13,657,760 Shares  
 673,566 Shares  
 0.49%



[Company profile](#)

Lao World Public Company (LWPC)

Sector: Property

Major business : trade, exhibition and convention center, Supermarket, cinema, bowling and other

[LWPC](#)

Highest of 52 weeks:

9,100 Kip

Lowest of 52 weeks:

5,900 Kip

Paid-up shares:

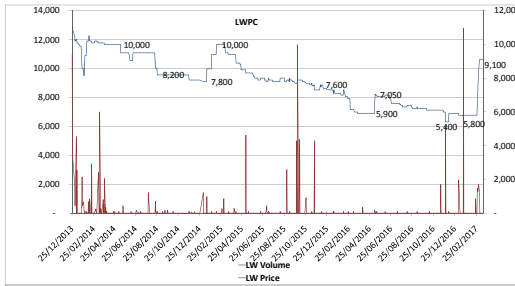
39,560,909 Shares

Foreign Orderable Volume:

38,462,928

Remaining ratio for foreign investors' shareholding:

97.22%



[Company profile](#)

Petroleum Trading Lao Public Company (PTL)

Sector: Trading

Major business : Importing and distributing fuels and petroleum products in full range service throughout Lao PDR

[PTL](#)

Highest of 52 weeks:

3,300 Kip

Lowest of 52 weeks:

2,300 Kip

Paid-up shares:

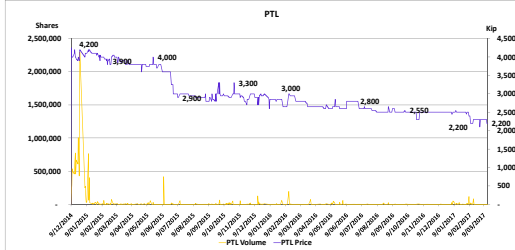
235,000,000 Shares

Foreign Orderable Volume:

205,230,682

Remaining ratio for foreign investors' shareholding:

87.33%



[Company profile](#)

Souavany Home Center Public Company (SVN)

Sector: Trading

Major business : Importing and distributing construction materials and home decoration through showroom in Lao PDR

[SVN](#)

Highest of 52 weeks:

3,400 Kip

Lowest of 52 weeks:

2,700 Kip

Paid-up shares:

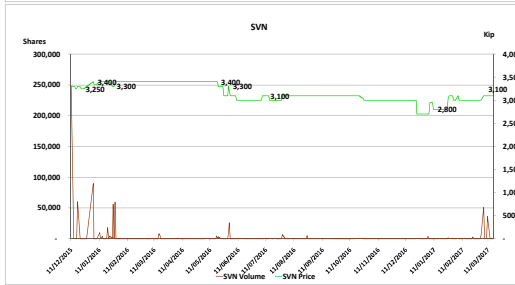
165,000,000 Shares

Foreign Orderable Volume:

158,074,744 Shares

Remaining ratio for foreign investors' shareholding:

95.80%



Last 30 days trading information / ຂໍ້ມູນການຊື້-ຂາຍຮຸ້ນ 30 ວັນ (ຄົ້ນຫຼັງ)

No. ລະດັບ	Date ວັນທີ	Index / ດັດຊະນີ			EDL-GEN / ຕ-ຟຟລ			BCEL / ທຄຕລ			LWPC /ລາວເີນ			PTL/ປທລ			SVN/ສວນ		
		Current Index ດັດຊະນີ	Change ປ່ຽນແປງ (%)	Trading Value ມູນຄ່າການຊື້-ຂາຍ (Kip)	Closing Price ລາຄາປິດ (Kip)	Change ປ່ຽນແປງ (Kip)	Trading Volume ປະລິມານການ ຊື້-ຂາຍຮຸ້ນ	Closing Price ລາຄາປິດ (Kip)	Change ປ່ຽນແປງ (Kip)	Trading Volume ປະລິມານການ ຊື້-ຂາຍຮຸ້ນ	Closing Price ລາຄາປິດ (Kip)	Change ປ່ຽນແປງ (Kip)	Trading Volume ປະລິມານ ການ ຊື້-ຂາຍຮຸ້ນ	Closing Price ລາຄາປິດ (Kip)	Change ປ່ຽນແປງ (Kip)	Trading Volume ປະລິມານ ການ ຊື້-ຂາຍຮຸ້ນ	Closing Price ລາຄາປິດ (Kip)	Change ປ່ຽນແປງ (Kip)	Trading Volume ປະລິມານ ການ ຊື້-ຂາຍຮຸ້ນ
1	16.03.17	1,110.24	→ 0.00%	38,745,000	5,500	→ -	6,900	5,650	→ -	100	9,100	→ -	-	2,200	→ -	100	3,100	→ -	-
2	15.03.17	1,110.24	↓ -0.21%	47,965,000	5,500	→ -	4,500	5,650	→ -	4,100	9,100	→ -	-	2,200	↓ 100	200	3,100	→ -	-
3	14.03.17	1,112.53	↓ -1.45%	84,550,000	5,500	↓ 100	2,900	5,650	→ -	12,200	9,100	→ -	-	2,300	→ -	-	3,100	→ -	-
4	13.03.17	1,128.89	↑ 1.47%	218,175,000	5,600	↑ 100	38,600	5,650	→ -	1,100	9,100	→ -	-	2,300	→ -	-	3,100	→ -	-
5	10.03.17	1,112.53	↑ 3.03%	190,020,000	5,500	↑ 200	13,000	5,650	→ -	1,000	9,100	→ -	-	2,300	→ -	-	3,100	→ -	36,500
6	09.03.17	1,079.81	↑ 0.76%	10,225,000	5,300	↑ 50	-	5,650	→ -	1,700	9,100	→ -	-	2,300	→ -	-	3,100	→ -	200
7	07.03.17	1,071.63	↑ 0.19%	350,625,000	5,250	→ -	41,800	5,650	↑ 150	23,300	9,100	→ -	-	2,300	→ -	-	3,100	→ -	-
8	06.03.17	1,069.63	↓ -1.82%	172,865,000	5,250	↓ 150	200	5,500	→ -	300	9,100	↑ 800	1,500	2,300	→ -	-	3,100	↑ 100	50,600
9	03.03.17	1,089.48	↑ 2.45%	400,410,000	5,400	↑ 150	31,800	5,500	↓ 100	35,600	8,300	↑ 750	2,000	2,300	→ -	-	3,000	→ -	6,900
10	02.03.17	1,063.38	↑ 0.54%	38,300,000	5,250	→ -	400	5,600	↓ 100	4,400	7,550	↑ 650	1,500	2,300	↑ 200	100	3,000	→ -	-
11	01.03.17	1,057.63	↑ 0.56%	192,350,000	5,250	↑ 50	14,500	5,700	→ -	-	6,900	↑ 600	1,700	2,100	↓ 200	-	3,000	→ -	-
12	28.02.17	1,051.71	↑ 0.18%	36,305,000	5,200	→ -	2,700	5,700	→ -	2,200	6,300	↑ 500	1,600	2,300	→ -	-	3,000	→ -	-
13	27.02.17	1,049.79	→ 0.00%	98,700,000	5,200	→ -	13,500	5,700	→ -	5,000	5,800	→ -	-	2,300	→ -	-	3,000	→ -	-
14	24.02.17	1,049.79	↑ 0.19%	33,360,000	5,200	→ -	6,100	5,700	↑ 150	300	5,800	→ -	-	2,300	→ -	-	3,000	→ -	-
15	23.02.17	1,047.79	↓ -0.19%	81,535,000	5,200	→ -	11,900	5,550	↓ 150	2,700	5,800	→ -	1,000	2,300	→ -	-	3,000	→ -	-
16	22.02.17	1,049.79	↑ 0.13%	20,510,000	5,200	→ -	300	5,700	↑ 100	700	5,800	→ -	-	2,300	→ -	2,500	3,000	→ -	3,100
17	21.02.17	1,048.46	→ 0.00%	2,240,000	5,200	→ -	-	5,600	→ -	400	5,800	→ -	-	2,300	→ -	-	3,000	→ -	-
18	20.02.17	1,048.46	↓ -0.25%	213,310,000	5,200	→ -	37,900	5,600	↓ 200	3,200	5,800	→ -	-	2,300	→ -	-	3,000	→ -	-
19	17.02.17	1,051.12	→ 0.00%	-	5,200	→ -	-	5,800	→ -	-	5,800	→ -	-	2,300	→ -	-	3,000	→ -	-
20	16.02.17	1,051.12	↑ 0.22%	174,950,000	5,200	→ -	-	5,800	→ -	-	5,800	→ -	-	2,300	↑ 100	83,900	3,000	→ -	-
21	15.02.17	1,048.83	↑ 2.53%	59,330,000	5,200	↑ 150	500	5,800	↑ 100	8,600	5,800	→ -	-	2,200	→ -	3,500	3,000	→ -	-
22	14.02.17	1,022.96	↓ -2.22%	152,400,000	5,050	↓ 150	11,500	5,700	↑ 100	16,300	5,800	→ -	-	2,200	→ -	-	3,000	→ -	-
23	13.02.17	1,046.17	↑ 1.33%	158,965,000	5,200	↑ 100	30,900	5,600	↓ 200	-	5,800	→ -	-	2,200	→ -	-	3,000	→ -	900
24	10.02.17	1,032.47	↓ -0.18%	342,160,000	5,100	→ -	50,000	5,800	↑ 200	7,600	5,800	→ -	-	2,200	↓ 200	20,600	3,000	→ -	-
25	09.02.17	1,034.38	↓ -1.93%	168,100,000	5,100	↓ 100	30,600	5,600	↓ 300	2,100	5,800	→ -	-	2,400	→ -	100	3,000	→ -	-
26	08.02.17	1,054.74	→ 0.00%	78,570,000	5,200	→ -	1,200	5,900	→ -	2,100	5,800	→ -	-	2,400	→ -	25,000	3,000	→ -	-
27	07.02.17	1,054.74	↓ -0.43%	277,630,000	5,200	→ -	-	5,900	↓ 50	500	5,800	→ -	-	2,400	↓ 100	114,100	3,000	↓ 100	-
28	06.02.17	1,059.30	↑ 0.15%	620,000	5,200	→ -	-	5,950	→ -	-	5,800	→ -	-	2,500	→ -	-	3,100	↑ 100	200
29	03.02.17	1,057.69	↑ 0.05%	138,480,000	5,200	→ -	9,200	5,950	↓ 50	9,100	5,800	→ -	-	2,500	↑ 50	15,900	3,000	→ -	-
30	02.02.17	1,057.21	↓ -0.11%	36,170,000	5,200	→ -	2,100	6,000	→ -	4,100	5,800	→ -	-	2,450	↓ 50	1,000	3,000	→ -	-