

Trade Summary

PTL's loss of 100 kip has dragged the Lao stock market index down a little bit, by 2.29 points or 0.21 percent, with 8,800 shares traded. PTL closed lower at 2,200 kip for the trading of 200 shares only, while the other stocks still closed unchanged. Held steady at 5,500 kip, EDL-Gen saw the trading of 4,500 shares. The electricity stock opened the trading at 5,600 kip but could not maintain the momentum and finished unchanged at 5,500 kip. In the meantime, BCEL also closed unchanged at 5,650 kip with 4,100 shares changed hands. Opposite to EDL-Gen, the banking stock opened trading at 5,500 kip but managed to recover and close at 5,650 kip. As to the rest, LWPC and SVN still closed at 9,100 kip and 3,100 kip respectively.

Listed Company

Stock	Details	Date
EDL-Gen	Dividend/Share	
	Dividend Reccord	
	XD	
	Dividend payment	
	Meeting right Reccord	03-Mar-17
	XM	02-Mar-17
SVN	Meeting date (Annual General Shareholders' Meeting)	06-Apr-17
	Dividend/Share	
	Dividend Reccord	09-Mar-17
	XD	07-Mar-17
PTL	Dividend payment	
	Meeting right Reccord	09-Mar-17
	XM	07-Mar-17
	Meeting date (Annual General Shareholders' Meeting)	07-Apr-17
	Dividend/Share	
	Dividend Reccord	24-Mar-17
LWPC	XD	23-Mar-17
	Dividend payment	
	Meeting right Reccord	24-Mar-17
	XM	23-Mar-17
	Meeting date (Annual General Shareholders' Meeting)	
	Meeting right Reccord	23-Mar-17
	XM	22-Mar-17
	Meeting date (Annual General Shareholders' Meeting)	06-Apr-17

Market Summary

	Last	15.03.2017	Change
LSX Index (Point)	1,112.53	1,110.24	↓ -2.29
Trading Value (LAK)	84,550,000	47,965,000	↓ -36,585,000
Market Cap. (LAK m)	11,636,838	11,613,338	↓ -23,500
52-Week High/Low	963.74/1,277.40		

Daily Turnover by Investor Types (LAKm)

	Buy	Sell	Net purchase
General Corporations	-	-	-
Individuals	18	18	- 0
Foreigners	25	30	- 5
Securities Companies	6	-	6
Others	-	-	-
Total	0	0	0

Turnover by Investor Types (LAKm) (Month-to-date)

	Buy	Sell	Net purchase
General Corp	-	-	-
Individuals	380	698	- 318
Foreigners	1,308	1,005	303
Securities Companies	6	2	3
Others	12	-	12
Total	1,705	1,705	-

Trading Volume (Shares)

	Closing price	Change (LAK)	15.03.2017	Change (Shr)
EDL-GEN	5,500 →	-	4,500	1,600
BCEL	5,650 →	-	4,100	- 8,100
LWPC	9,100 →	-	-	-
PTL	2,200 ↓	100	200	200
SVN	3,100 →	-	-	-
TOTAL				- 6,300

General News

April-16 (BOL)

CPI	102.30
Inflation rate	1.84%
BOL Interest Rate (%) 2 weeks-1year	10.63%

Fixed Deposit Account 12 Months (For individual-BCEL)

LAK	5.72%
USD	3.40%
THB	3.15%

Foreign Exchange Rates (BCEL)

15.03.2017

Currency	Buy	Sell
US Dollar	8,185	8,225
Thai Baht	232.61	234.35
Euro	8,676	8,720

BCEL-KT Securities Company limited
Tel : 021-265480

Local News

BCOME not without its challenges, report suggests

Banque pour le Commerce Extérieur's (BCEL) Community Money Express (BCOME) currently has a network of 99 agents serving nearly 5,000 users but is still struggling to meet its targets.

BCOME has provided rural residents with more convenient money transfers, saving them time by travelling to those bank agents displaying the BCOME symbol in their communities.

For example, people in rural areas can now transfer money to family members through their tablet or computer simply by telling agents the account number of the transferor and the receiver, after which they receive a money transfer confirmation.

Source: Vientianetimes 15 March 2017

Global News

Asian stocks fall, Toshiba plunges 7% as delisting threat looms

(CNBC 11:00 AM, 15 Mar 2017) Asian equities were a sea of red early on Wednesday, following losses in U.S. stocks as traders awaited a rates decision from the U.S. Federal Reserve.

In Japan, the Nikkei 225 was down 0.4 percent, as the yen strengthened against the dollar. A stronger yen is generally seen as a negative for Japanese stocks.

Australia's ASX 200 fell 0.33 percent, as its gold sub-index went down 1.7 percent.

On the mainland, the Shanghai composite was down 0.28 percent and the Shenzhen composite was off by 0.35 percent.

Hong Kong's Hang Seng was down 0.59 percent.

South Korea's Kospi fell 0.16 percent. Prior to market open, official data showed that unemployment rate was at 5 percent in February, its highest since January 2010. The jobless rate was at 3.8 percent in January.

Opening Session

LA3000020005 EDL-Gen			LA3000010006 BCEL		
Current			Vientiane 10:27:39		
Current		5,600	Current		5,500
Volume		3,000	Volume		4,000
Previous Day Closing Price		5,500	Previous Day Closing Price		5,650
Change	▲	100	Change	▼	150
Turnover		16,710,000	Turnover		22,000,000

Sell Remaining Qty	10:19:14	Buy Remaining Qty	Sell Remaining Qty	09:48:19	Buy Remaining Qty
			10,000	6,200	
3,700	6,000		5,000	6,150	
500	5,800		2,700	6,000	
500	5,700		20,000	5,700	
34,800	5,600		10,100	5,650	
Exp exe Price	5,500	13,400	Exp exe Price	5,500	1,500
	5,400	10,000		5,350	10,700
Exp exe Qty	5,300	6,000	Exp exe Qty	5,300	18,300
	5,250	13,300			
	5,200	6,900			
39,500	Total	183,700	47,800	Total	30,500

Opening Price		5,600	Opening Price		5,500
High Price		5,600	High Price		5,500
Low Price		5,500	Low Price		5,500
Price Limit	6,050	4,950	Price Limit	6,200	5,100

LA3000030004 LWPC			LA3000040003 PTL			LA3000050002 SVN		
Current			Vientiane 10:28:16					
Current		9,100	Current		2,200	Current		3,100
Volume		0	Volume		100	Volume		0
Previous Day Closing Price		9,100	Previous Day Closing Price		2,300	Previous Day Closing Price		3,100
Change		0	Change	▼	100	Change		0
Turnover		0	Turnover		220,000	Turnover		0

Sell Remaining Qty	10:27:01	Buy Remaining Qty	Sell Remaining Qty	10:21:19	Buy Remaining Qty	Sell Remaining Qty	09:00:00	Buy Remaining Qty
			64,500	2,500				
			118,800	2,400				
			9,300	2,300				
500	9,500		600	2,200				
Exp exe Price	8,200	2,000	Exp exe Price	2,100	800	Exp exe Price	2,900	1,900
Exp exe Qty			Exp exe Qty			Exp exe Qty		
500	Total	2,000	193,200	Total	800	Total		1,900

Opening Price		0	Opening Price		2,200	Opening Price		0
High Price		0	High Price		2,200	High Price		0
Low Price		0	Low Price		2,200	Low Price		0
Price Limit	10,000	8,200	Price Limit	2,500	2,100	Price Limit	3,400	2,800

Closing Session

LA3000020005 EDL-Gen LA3000010006 BCEL **Vientiane 12:56:19**

Current	5,500	Current	5,650
Volume	4,500	Volume	4,100
Previous Day Closing Price	5,500	Previous Day Closing Price	5,650
Change	0	Change	0
Turnover	24,960,000	Turnover	22,565,000

Sell Remaining Qty	11:30:00	Buy Remaining Qty	Sell Remaining Qty	11:30:00	Buy Remaining Qty
			10,000	6,200	
3,700	6,000		5,000	6,150	
500	5,800		2,700	6,000	
500	5,700		20,000	5,700	
35,300	5,600		10,000	5,650	
Exp exe Price	5,500	11,900	Exp exe Price	5,500	1,500
	5,400	10,000		5,350	10,700
Exp exe Qty	5,300	6,000	Exp exe Qty	5,300	18,300
	5,250	13,300			
	5,200	6,900			
40,000	Total	182,200	47,700	Total	30,500

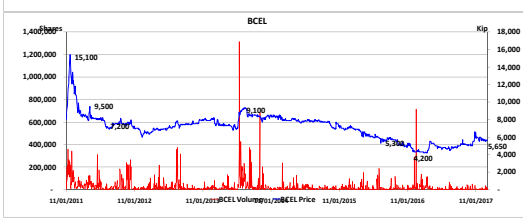
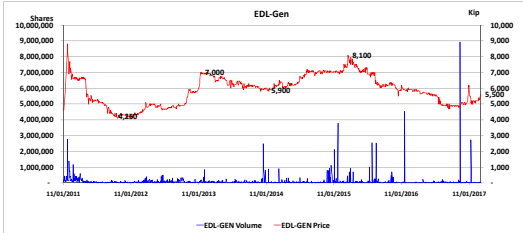
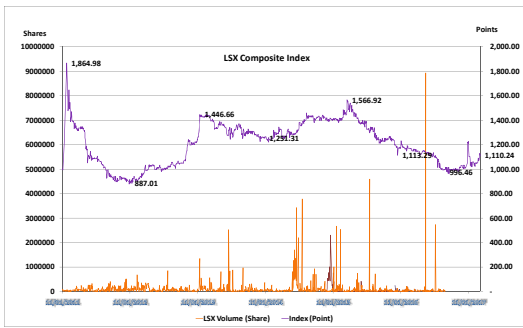
Opening Price	5,600	Opening Price	5,500
High Price	5,600	High Price	5,650
Low Price	5,500	Low Price	5,500
Price Limit	6,050	Price Limit	6,200
	4,950		5,100

LA3000030004 LWPC LA3000040003 PTL **Vientiane 12:57:02** LA3000050002 SVN

Current	9,100	Current	2,200	Current	3,100
Volume	0	Volume	200	Volume	0
Previous Day Closing Price	9,100	Previous Day Closing Price	2,300	Previous Day Closing Price	3,100
Change	0	Change	▼ 100	Change	0
Turnover	0	Turnover	440,000	Turnover	0

Sell Remaining Qty	11:30:00	Buy Remaining Qty	Sell Remaining Qty	11:30:00	Buy Remaining Qty	Sell Remaining Qty	11:30:00	Buy Remaining Qty
			64,500	2,500				
			118,800	2,400				
			9,300	2,300				
500	9,500		500	2,200				
Exp exe Price	8,200	2,000	Exp exe Price	2,100	800	Exp exe Price	2,900	1,900
Exp exe Qty			Exp exe Qty			Exp exe Qty		
500	Total	2,000	193,100	Total	800	Total		1,900

Opening Price	0	Opening Price	2,200	Opening Price	0
High Price	0	High Price	2,200	High Price	0
Low Price	0	Low Price	2,200	Low Price	0
Price Limit	10,000	Price Limit	2,500	Price Limit	3,400
	8,200		2,100		2,800



Company profile

EDL-Generation Public company
Sector: Energy

Major products : Electricity

EDL-Gen

Highest of 52 weeks:

6,400 Kip

Lowest of 52 weeks:

4,700 Kip

Paid-up shares:

1,679,303,697 Shares

Foreign limit for one individual not exceed 1% or

16,793,037 Shares

All foreign limit not exceed 25% or

419,825,928 Shares

Foreign Orderable Volume:

197,672,754 Shares

Remaining ratio for foreign investors' shareholding:

11.77%

Company profile

Banque Pour Le Commerce Exterior Lao Public

Sector: Banking

Major products : Loans, FX Exchange, L.C, L.G, Card and Other Banking products and services

BCEL

Highest of 52 weeks:

5,750 Kip

Lowest of 52 weeks:

4,200 Kip

Paid-up shares:

136,577,600 Shares

Foreign limit for one individual not exceed 1% or

1,365,776 Shares

All foreign limit not exceed 10% or

13,657,760 Shares

Foreign Orderable Volume:

673,556 Shares

Remaining ratio for foreign investors' shareholding:

0.49%

Company profile

Lao World Public Company (LWPC)

Sector: Property

Major business : trade, exhibition and convention center, Supermarket, cinema, bowling and other

LWPC

Highest of 52 weeks:

9,100 Kip

Lowest of 52 weeks:

5,900 Kip

Paid-up shares:

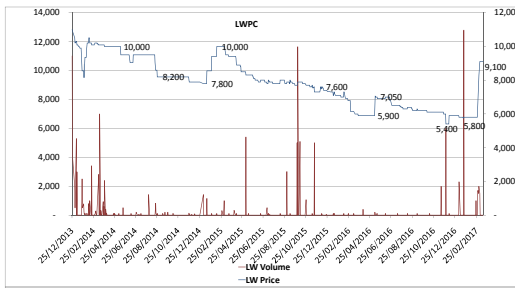
39,560,909 Shares

Foreign Orderable Volume:

38,462,928

Remaining ratio for foreign investors' shareholding:

97.22%



Company profile

Petroleum Trading Lao Public Company (PTL)

Sector: Trading

Major business : Importing and distributing fuels and petroleum products in full range service throughout Lao PDR

PTL

Highest of 52 weeks:

3,300 Kip

Lowest of 52 weeks:

2,300 Kip

Paid-up shares:

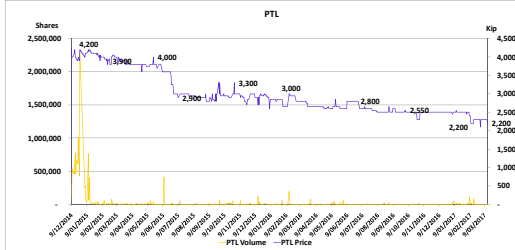
235,000,000 Shares

Foreign Orderable Volume:

205,230,782

Remaining ratio for foreign investors' shareholding:

87.33%



Company profile

Souavany Home Center Public Company (SVN)

Sector: Trading

Major business : Importing and distributing construction materials and home decoration through showroom in Lao PDR

SVN

Highest of 52 weeks:

3,400 Kip

Lowest of 52 weeks:

2,700 Kip

Paid-up shares:

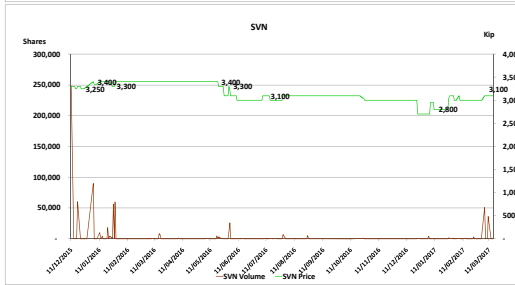
165,000,000 Shares

Foreign Orderable Volume:

158,074,744 Shares

Remaining ratio for foreign investors' shareholding:

95.80%



Last 30 days trading information / ຂໍ້ມູນການຊື້-ຂາຍຮຸ້ນ 30 ວັນ (ຄົ້ນຫຼັງ)

No. ລະດັບ	Date ວັນທີ	Index / ດັດຊະນີ			EDL-GEN / ຕ-ຟຟລ			BCEL / ທຄຕລ			LWPC /ລາວເີນ			PTL/ປທລ			SVN/ສວນ		
		Current Index ດັດຊະນີ	Change ປ່ຽນແປງ (%)	Trading Value ມູນຄ່າການຊື້-ຂາຍ (Kip)	Closing Price ລາຄາປິດ (Kip)	Change ປ່ຽນແປງ (Kip)	Trading Volume ປະລິມານການຊື້-ຂາຍຮຸ້ນ	Closing Price ລາຄາປິດ (Kip)	Change ປ່ຽນແປງ (Kip)	Trading Volume ປະລິມານການຊື້-ຂາຍຮຸ້ນ	Closing Price ລາຄາປິດ (Kip)	Change ປ່ຽນແປງ (Kip)	Trading Volume ປະລິມານການຊື້-ຂາຍຮຸ້ນ	Closing Price ລາຄາປິດ (Kip)	Change ປ່ຽນແປງ (Kip)	Trading Volume ປະລິມານການຊື້-ຂາຍຮຸ້ນ	Closing Price ລາຄາປິດ (Kip)	Change ປ່ຽນແປງ (Kip)	Trading Volume ປະລິມານການຊື້-ຂາຍຮຸ້ນ
1	15.03.17	1,110.24	↓ -0.21%	47,965,000	5,500	-	4,500	5,650	-	4,100	9,100	-	-	2,200	↓ 100	200	3,100	-	-
2	14.03.17	1,112.53	↓ -1.45%	84,550,000	5,500	↓ 100	2,900	5,650	-	12,200	9,100	-	-	2,300	-	-	3,100	-	-
3	13.03.17	1,128.89	↑ 1.47%	218,175,000	5,600	↑ 100	38,600	5,650	-	1,100	9,100	-	-	2,300	-	-	3,100	-	-
4	10.03.17	1,112.53	↑ 3.03%	190,020,000	5,500	↑ 200	13,000	5,650	-	1,000	9,100	-	-	2,300	-	-	3,100	-	36,500
5	09.03.17	1,079.81	↑ 0.76%	10,225,000	5,300	↑ 50	-	5,650	-	1,700	9,100	-	-	2,300	-	-	3,100	-	200
6	07.03.17	1,071.63	↑ 0.19%	350,625,000	5,250	-	41,800	5,650	↑ 150	23,300	9,100	-	-	2,300	-	-	3,100	-	-
7	06.03.17	1,069.63	↓ -1.82%	172,865,000	5,250	↓ 150	200	5,500	-	300	9,100	↑ 800	1,500	2,300	-	-	3,100	↑ 100	50,600
8	03.03.17	1,089.48	↑ 2.45%	400,410,000	5,400	↑ 150	31,800	5,500	↓ 100	35,600	8,300	↑ 750	2,000	2,300	-	-	3,000	-	6,900
9	02.03.17	1,063.38	↑ 0.54%	38,300,000	5,250	-	400	5,600	↓ 100	4,400	7,550	↑ 650	1,500	2,300	↑ 200	100	3,000	-	-
10	01.03.17	1,057.63	↑ 0.56%	192,350,000	5,250	↑ 50	14,500	5,700	-	-	6,900	↑ 600	1,700	2,100	↓ 200	-	3,000	-	-
11	28.02.17	1,051.71	↑ 0.18%	36,305,000	5,200	-	2,700	5,700	-	2,200	6,300	↑ 500	1,600	2,300	-	-	3,000	-	-
12	27.02.17	1,049.79	→ 0.00%	98,700,000	5,200	-	13,500	5,700	-	5,000	5,800	-	-	2,300	-	-	3,000	-	-
13	24.02.17	1,049.79	↑ 0.19%	33,360,000	5,200	-	6,100	5,700	↑ 150	300	5,800	-	-	2,300	-	-	3,000	-	-
14	23.02.17	1,047.79	↓ -0.19%	81,535,000	5,200	-	11,900	5,550	↓ 150	2,700	5,800	-	1,000	2,300	-	-	3,000	-	-
15	22.02.17	1,049.79	↑ 0.13%	20,510,000	5,200	-	300	5,700	↑ 100	700	5,800	-	-	2,300	-	2,500	3,000	-	3,100
16	21.02.17	1,048.46	→ 0.00%	2,240,000	5,200	-	-	5,600	-	400	5,800	-	-	2,300	-	-	3,000	-	-
17	20.02.17	1,048.46	↓ -0.25%	213,310,000	5,200	-	37,900	5,600	↓ 200	3,200	5,800	-	-	2,300	-	-	3,000	-	-
18	17.02.17	1,051.12	→ 0.00%	-	5,200	-	-	5,800	-	-	5,800	-	-	2,300	-	-	3,000	-	-
19	16.02.17	1,051.12	↑ 0.22%	174,950,000	5,200	-	-	5,800	-	-	5,800	-	-	2,300	↑ 100	83,900	3,000	-	-
20	15.02.17	1,048.83	↑ 2.53%	59,330,000	5,200	↑ 150	500	5,800	↑ 100	8,600	5,800	-	-	2,200	-	3,500	3,000	-	-
21	14.02.17	1,022.96	↓ -2.22%	152,400,000	5,050	↓ 150	11,500	5,700	↑ 100	16,300	5,800	-	-	2,200	-	-	3,000	-	-
22	13.02.17	1,046.17	↑ 1.33%	158,965,000	5,200	↑ 100	30,900	5,600	↓ 200	-	5,800	-	-	2,200	-	-	3,000	-	900
23	10.02.17	1,032.47	↓ -0.18%	342,160,000	5,100	-	50,000	5,800	↑ 200	7,600	5,800	-	-	2,200	↓ 200	20,600	3,000	-	-
24	09.02.17	1,034.38	↓ -1.93%	168,100,000	5,100	↓ 100	30,600	5,600	↓ 300	2,100	5,800	-	-	2,400	-	100	3,000	-	-
25	08.02.17	1,054.74	→ 0.00%	78,570,000	5,200	-	1,200	5,900	-	2,100	5,800	-	-	2,400	-	25,000	3,000	-	-
26	07.02.17	1,054.74	↓ -0.43%	277,630,000	5,200	-	-	5,900	↓ 50	500	5,800	-	-	2,400	↓ 100	114,100	3,000	↓ 100	-
27	06.02.17	1,059.30	↑ 0.15%	620,000	5,200	-	-	5,950	-	-	5,800	-	-	2,500	-	-	3,100	↑ 100	200
28	03.02.17	1,057.69	↑ 0.05%	138,480,000	5,200	-	9,200	5,950	↓ 50	9,100	5,800	-	-	2,500	↑ 50	15,900	3,000	-	-
29	02.02.17	1,057.21	↓ -0.11%	36,170,000	5,200	-	2,100	6,000	-	4,100	5,800	-	-	2,450	↓ 50	1,000	3,000	-	-
30	01.02.17	1,058.36	↑ 0.23%	18,910,000	5,200	-	200	6,000	↑ 300	3,000	5,800	-	-	2,500	-	-	3,000	↓ 100	-