

Trade Summary

LSX traded in negative territory on Tuesday, losing 16.36 points or 1.45 percent to close down at 1,112.53 points, with its month-to-date increase of 5.19 percent. The today's turnover was 84.5 million kip, down 133 million kip. The market has accumulated 1.6 billion kip of market value for the month, with local investors as the biggest net sellers and foreigners as the biggest net buyers. As to the individual stocks, EDL-Gen closed at 5,500 kip, losing 100 kip from the previous sessions. EDL-Gen also rose 4.7 percent for the month. On the other hand, BCEL closed unchanged at 5,650 kip on Tuesday on the trading of 12,200 shares. BCEL lost 50 kip compared with 5,700 kip at the beginning of the month. In the meantime, LWPC increased to 9,100 kip from 6,900 kip at the beginning of March, while PTL and SVN had little change, still closing at 2,300 kip and 3,100 kip respectively.

Listed Company

Stock	Details	Date
EDL-Gen	Dividend/Share	
	Dividend Reccord	
	XD	
	Dividend payment	
	Meeting right Reccord	03-Mar-17
	XM	02-Mar-17
	Meeting date (Annual General Shareholders' Meeting)	06-Apr-17
SVN	Dividend/Share	
	Dividend Reccord	09-Mar-17
	XD	07-Mar-17
	Dividend payment	
	Meeting right Reccord	09-Mar-17
	XM	07-Mar-17
	Meeting date (Annual General Shareholders' Meeting)	07-Apr-17
PTL	Dividend/Share	
	Dividend Reccord	24-Mar-17
	XD	23-Mar-17
	Dividend payment	
	Meeting right Reccord	24-Mar-17
	XM	23-Mar-17
LWPC	Dividend/Share	
	Dividend Reccord	
	XD	
	Dividend payment	
	Meeting right Reccord	23-Mar-17
	XM	22-Mar-17
	Meeting date (Annual General Shareholders' Meeting)	06-Apr-17

Market Summary

	Last	14.03.2017	Change
LSX Index (Point)	1,112.53	1,112.53	0
Trading Value (LAK)	190,020,000	84,550,000	105,470,000
Market Cap. (LAK m)	11,636,838	11,636,838	-
52-Week High/Low	963.74/1,277.40		

Daily Turnover by Investor Types (LAKm)

	Buy	Sell	Net purchase
General Corporations	-	-	-
Individuals	2	28	26
Foreigners	83	57	26
Securities Companies	-	-	-
Others	-	-	-
Total	0	0	0

Turnover by Investor Types (LAKm) (Month-to-date)

	Buy	Sell	Net purchase
General Corp	-	-	-
Individuals	363	681	318
Foreigners	1,283	975	308
Securities Companies	-	2	2
Others	12	-	12
Total	1,658	1,658	-

Trading Volume (Shares)

	Closing price	Change (LAK)	14.03.2017	Change (Shr)
EDL-GEN	5,500	↓	100	2,900 - 35,700
BCEL	5,650	⇒	-	12,200 11,100
LWPC	9,100	⇒	-	- -
PTL	2,300	⇒	-	- -
SVN	3,100	⇒	-	- -
TOTAL				- 24,600

General News

April-16 (BOL)

CPI	102.30
Inflation rate	1.84%
BOL Interest Rate (%) 2 weeks-1year	10.63%

Fixed Deposit Account 12 Months (For individual-BCEL)

LAK	5.72%
USD	3.40%
THB	3.15%

Foreign Exchange Rates (BCEL)

14.03.2017

Currency	Buy	Sell
US Dollar	8,183	8,223
Thai Baht	232.29	234.03
Euro	8,706	8,749

BCEL-KT Securities Company limited
Tel : 021-265480

Global News

Asia markets mixed; Toshiba falls 6% as it delays earnings filing

(CNBC 11:00 AM, 14 Mar 2017) Asia traded sideways on Tuesday, following Wall Street's mixed close as the Federal Reserve's kicks off its two-day meeting.

In Japan, the Nikkei 225 dipped 0.15 percent.

The Australian benchmark ASX 200 wavered for most of the morning, up 0.08 percent, supported by strengths in its energy sub-index, which was up 1.21 percent, and its materials sub-index, which was up 0.99 percent.

South Korea's Kospi was up 0.41 percent, even as the country remains engulfed in political uncertainty after the impeachment of President Park Geun-hye last Friday.

China's Shanghai composite added 0.11 percent while the Shenzhen composite gained 0.15 percent.

Over in Hong Kong, the Hang Seng index was up 0.32 percent.

Opening Session

LA3000020005 EDL-Gen LA3000010006 BCEL Vientiane 09:03:22

Current	5,600	Current	5,500
Volume	0	Volume	2,200
Previous Day Closing Price	5,600	Previous Day Closing Price	5,650
Change	0	Change	150
Turnover	0	Turnover	12,100,000

Sell Remaining Qty	09:00:00	Buy Remaining Qty	Sell Remaining Qty	09:00:00	Buy Remaining Qty
			10,000	6,200	
			5,000	6,150	
3,700	6,000		2,700	6,000	
500	5,800		20,000	5,700	
30,900	5,600		14,100	5,650	
Exp exe Price	5,500	10,000	Exp exe Price	5,500	2,100
	5,400	10,000		5,350	10,600
Exp exe Qty	5,300	6,000	Exp exe Qty	5,300	19,300
	5,250	28,300			
	5,200	6,900			
35,100	Total	171,300	51,800	Total	32,000

Opening Price	0	Opening Price	5,500
High Price	0	High Price	5,500
Low Price	0	Low Price	5,500
Price Limit	6,150 5,050	Price Limit	6,200 5,100

LA3000030004 LWPC LA3000040003 PTL Vientiane 09:03:46 LA3000050002 SVN

Current	9,100	Current	2,300	Current	3,100
Volume	0	Volume	0	Volume	0
Previous Day Closing Price	9,100	Previous Day Closing Price	2,300	Previous Day Closing Price	3,100
Change	0	Change	0	Change	0
Turnover	0	Turnover	0	Turnover	0

Sell Remaining Qty	09:00:00	Buy Remaining Qty	Sell Remaining Qty	09:02:50	Buy Remaining Qty	Sell Remaining Qty	09:00:00	Buy Remaining Qty
			64,500	2,500				
500	9,500		118,800	2,400		10,000	3,200	
200	9,400		10,000	2,300		10,000	3,100	
Exp exe Price			Exp exe Price			Exp exe Price	2,900	1,900
Exp exe Qty			Exp exe Qty			Exp exe Qty		
700	Total		193,300	Total		20,000	Total	1,900

Opening Price	0	Opening Price	0	Opening Price	0
High Price	0	High Price	0	High Price	0
Low Price	0	Low Price	0	Low Price	0
Price Limit	10,000 8,200	Price Limit	2,500 2,100	Price Limit	3,400 2,800

Closing Session

LA3000020005 EDL-Gen			LA3000010006 BCEL			Vientiane 13:24:15		
Current		5,500	Current		5,650			
Volume		2,900	Volume		12,200			
Previous Day Closing Price		5,600	Previous Day Closing Price		5,650			
Change	▼	100	Change		0			
Turnover		15,950,000	Turnover		68,600,000			

Sell Remaining Qty	11:30:00	Buy Remaining Qty	Sell Remaining Qty	11:30:00	Buy Remaining Qty
			10,000	6,200	
			5,000	6,150	
3,700	6,000		2,700	6,000	
500	5,800		20,000	5,700	
30,900	5,600		4,100	5,650	
Exp exe Price	5,500	14,300	Exp exe Price	5,500	3,100
	5,400	10,000		5,350	10,600
Exp exe Qty	5,300	6,000	Exp exe Qty	5,300	19,300
	5,250	28,300			
	5,200	6,900			
35,100	Total	175,600	41,800	Total	33,000

Opening Price		5,500	Opening Price		5,500
High Price		5,500	High Price		5,650
Low Price		5,500	Low Price		5,500
Price Limit	6,150	5,050	Price Limit	6,200	5,100

LA3000030004 LWPC			LA3000040005 PTL			Vientiane 13:24:51			LA3000050002 SVN		
Current		9,100	Current		2,300	Current		3,100			
Volume		0	Volume		0	Volume		0			
Previous Day Closing Price		9,100	Previous Day Closing Price		2,300	Previous Day Closing Price		3,100			
Change		0	Change		0	Change		0			
Turnover		0	Turnover		0	Turnover		0			

Sell Remaining Qty	11:30:00	Buy Remaining Qty	Sell Remaining Qty	11:30:00	Buy Remaining Qty	Sell Remaining Qty	11:30:00	Buy Remaining Qty
			64,500	2,500				
500	9,500		118,800	2,400				
200	9,400		10,000	2,300				
Exp exe Price			Exp exe Price			Exp exe Price	2,900	1,900
Exp exe Qty			Exp exe Qty			Exp exe Qty		
700	Total		193,300	Total		Total		1,900

Opening Price		0	Opening Price		0	Opening Price		0
High Price		0	High Price		0	High Price		0
Low Price		0	Low Price		0	Low Price		0
Price Limit	10,000	8,200	Price Limit	2,500	2,100	Price Limit	3,400	2,800

Trading Execution

EDL-Gen

Time	Current	Change	Price Change(%)	Volume	Cumulative Volume
End RTH	5,500 ▼	-100	-1.780	0	2,900
09:52:59	5,500 ▼	-100	-1.780	2,900	2,900

BCEL

Time	Current	Change	Price Change(%)	Volume	Cumulative Volume
End RTH	5,650	0	0.000	0	12,200
11:30:00	5,650	0	0.000	3,900	12,200
11:10:09	5,650	0	0.000	6,000	8,300
09:45:33	5,650	0	0.000	100	2,300
09:00:00	5,500 ▼	-150	-2.650	2,200	2,200

LWPC

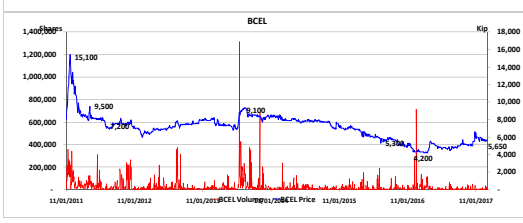
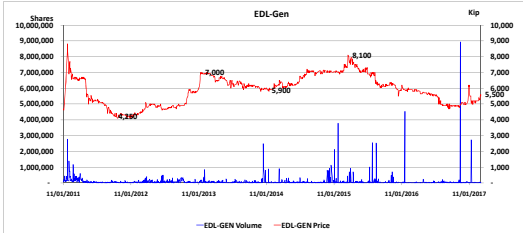
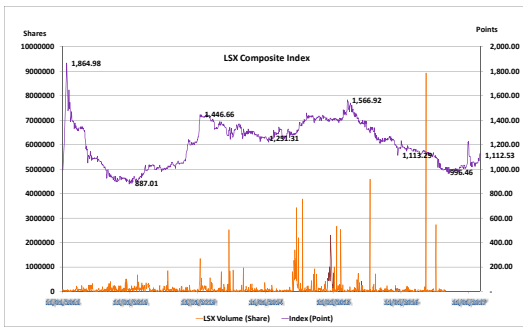
Time	Current	Change	Price Change(%)	Volume	Cumulative Volume
End RTH	9,100	0	0.000	0	0

PTL

Time	Current	Change	Price Change(%)	Volume	Cumulative Volume
End RTH	2,300	0	0.000	0	0

SVN

Time	Current	Change	Price Change(%)	Volume	Cumulative Volume
End RTH	3,100	0	0.000	0	0



Company profile

EDL-Generation Public company

Sector: Energy

Major products : Electricity

EDL-Gen

Highest of 52 weeks:

6,400 Kip

Lowest of 52 weeks:

4,700 Kip

Paid-up shares:

1,679,303,697 Shares

Foreign limit for one individual not exceed 1% or

16,793,037 Shares

All foreign limit not exceed 25% or

419,825,928 Shares

Foreign Orderable Volume:

197,675,754 Shares

Remaining ratio for foreign investors' shareholding:

11.77%

Company profile

Banque Pour Le Commerce Exterior Lao Public

Sector: Banking

Major products : Loans, FX Exchange, L.C, L.G, Card and Other Banking products and services

BCEL

Highest of 52 weeks:

5,750 Kip

Lowest of 52 weeks:

4,200 Kip

Paid-up shares:

136,577,600 Shares

Foreign limit for one individual not exceed 1% or

1,365,776 Shares

All foreign limit not exceed 10% or

13,657,760 Shares

Foreign Orderable Volume:

609,566 Shares

Remaining ratio for foreign investors' shareholding:

0.49%

[Company profile](#)

Lao World Public Company (LWPC)

Sector: Property

Major business : trade, exhibition and convention center, Supermarket, cinema, bowling and other

[LWPC](#)

Highest of 52 weeks:

9,100 Kip

Lowest of 52 weeks:

5,900 Kip

Paid-up shares:

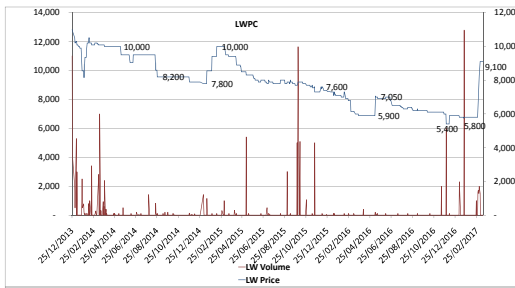
39,560,909 Shares

Foreign Orderable Volume:

38,462,928

Remaining ratio for foreign investors' shareholding:

97.22%



[Company profile](#)

Petroleum Trading Lao Public Company (PTL)

Sector: Trading

Major business : Importing and distributing fuels and petroleum products in full range service throughout Lao PDR

[PTL](#)

Highest of 52 weeks:

3,300 Kip

Lowest of 52 weeks:

2,300 Kip

Paid-up shares:

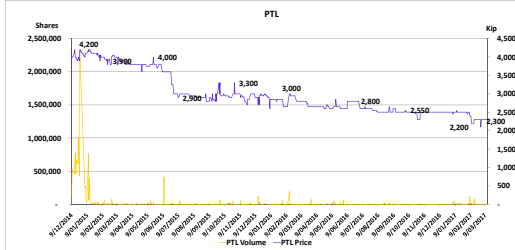
235,000,000 Shares

Foreign Orderable Volume:

205,230,782

Remaining ratio for foreign investors' shareholding:

87.33%



[Company profile](#)

Souavany Home Center Public Company (SVN)

Sector: Trading

Major business : Importing and distributing construction materials and home decoration through showroom in Lao PDR

[SVN](#)

Highest of 52 weeks:

3,400 Kip

Lowest of 52 weeks:

2,700 Kip

Paid-up shares:

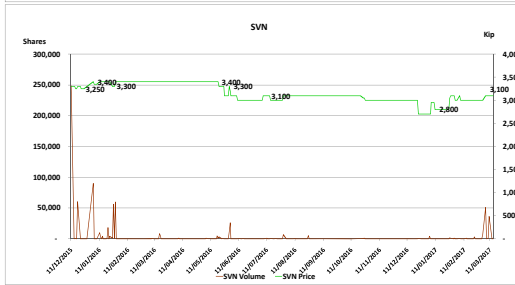
165,000,000 Shares

Foreign Orderable Volume:

158,074,744 Shares

Remaining ratio for foreign investors' shareholding:

95.80%



Last 30 days trading information / ຂໍ້ມູນການຊື້-ຂາຍຮຸ້ນ 30 ວັນ (ຄົ້ນຫຼັງ)

No. ລະດັບ	Date ວັນທີ	Index / ດັດຊະນີ			EDL-GEN / ຕ-ຟຟລ			BCEL / ທຄຕລ			LWPC /ລາວເີນ			PTL/ປທລ			SVN/ສວນ		
		Current Index ດັດຊະນີ	Change ປ່ຽນແປງ (%)	Trading Value ມູນຄ່າການຊື້-ຂາຍ (Kip)	Closing Price ລາຄາປິດ (Kip)	Change ປ່ຽນແປງ (Kip)	Trading Volume ປະລິມານການຊື້-ຂາຍຮຸ້ນ	Closing Price ລາຄາປິດ (Kip)	Change ປ່ຽນແປງ (Kip)	Trading Volume ປະລິມານການຊື້-ຂາຍຮຸ້ນ	Closing Price ລາຄາປິດ (Kip)	Change ປ່ຽນແປງ (Kip)	Trading Volume ປະລິມານການຊື້-ຂາຍຮຸ້ນ	Closing Price ລາຄາປິດ (Kip)	Change ປ່ຽນແປງ (Kip)	Trading Volume ປະລິມານການຊື້-ຂາຍຮຸ້ນ	Closing Price ລາຄາປິດ (Kip)	Change ປ່ຽນແປງ (Kip)	Trading Volume ປະລິມານການຊື້-ຂາຍຮຸ້ນ
1	14.03.17	1,112.53	↓ -1.45%	84,550,000	5,500	↓ 100	2,900	5,650	→ -	12,200	9,100	→ -	-	2,300	→ -	-	3,100	→ -	-
2	13.03.17	1,128.89	↑ 1.47%	218,175,000	5,600	↑ 100	38,600	5,650	→ -	1,100	9,100	→ -	-	2,300	→ -	-	3,100	→ -	-
3	10.03.17	1,112.53	↑ 3.03%	190,020,000	5,500	↑ 200	13,000	5,650	→ -	1,000	9,100	→ -	-	2,300	→ -	-	3,100	→ -	36,500
4	09.03.17	1,079.81	↑ 0.76%	10,225,000	5,300	↑ 50	-	5,650	→ -	1,700	9,100	→ -	-	2,300	→ -	-	3,100	→ -	200
5	07.03.17	1,071.63	↑ 0.19%	350,625,000	5,250	→ -	41,800	5,650	↑ 150	23,300	9,100	→ -	-	2,300	→ -	-	3,100	→ -	-
6	06.03.17	1,069.63	↓ -1.82%	172,865,000	5,250	↓ 150	200	5,500	→ -	300	9,100	↑ 800	1,500	2,300	→ -	-	3,100	↑ 100	50,600
7	03.03.17	1,089.48	↑ 2.45%	400,410,000	5,400	↑ 150	31,800	5,500	↓ 100	35,600	8,300	↑ 750	2,000	2,300	→ -	-	3,000	→ -	6,900
8	02.03.17	1,063.38	↑ 0.54%	38,300,000	5,250	→ -	400	5,600	↓ 100	4,400	7,550	↑ 650	1,500	2,300	↑ 200	100	3,000	→ -	-
9	01.03.17	1,057.63	↑ 0.56%	192,350,000	5,250	↑ 50	14,500	5,700	→ -	-	6,900	↑ 600	1,700	2,100	↓ 200	-	3,000	→ -	-
10	28.02.17	1,051.71	↑ 0.18%	36,305,000	5,200	→ -	2,700	5,700	→ -	2,200	6,300	↑ 500	1,600	2,300	→ -	-	3,000	→ -	-
11	27.02.17	1,049.79	→ 0.00%	98,700,000	5,200	→ -	13,500	5,700	→ -	5,000	5,800	→ -	-	2,300	→ -	-	3,000	→ -	-
12	24.02.17	1,049.79	↑ 0.19%	33,360,000	5,200	→ -	6,100	5,700	↑ 150	300	5,800	→ -	-	2,300	→ -	-	3,000	→ -	-
13	23.02.17	1,047.79	↓ -0.19%	81,535,000	5,200	→ -	11,900	5,550	↓ 150	2,700	5,800	→ -	1,000	2,300	→ -	-	3,000	→ -	-
14	22.02.17	1,049.79	↑ 0.13%	20,510,000	5,200	→ -	300	5,700	↑ 100	700	5,800	→ -	-	2,300	→ -	2,500	3,000	→ -	3,100
15	21.02.17	1,048.46	→ 0.00%	2,240,000	5,200	→ -	-	5,600	→ -	400	5,800	→ -	-	2,300	→ -	-	3,000	→ -	-
16	20.02.17	1,048.46	↓ -0.25%	213,310,000	5,200	→ -	37,900	5,600	↓ 200	3,200	5,800	→ -	-	2,300	→ -	-	3,000	→ -	-
17	17.02.17	1,051.12	→ 0.00%	-	5,200	→ -	-	5,800	→ -	-	5,800	→ -	-	2,300	→ -	-	3,000	→ -	-
18	16.02.17	1,051.12	↑ 0.22%	174,950,000	5,200	→ -	-	5,800	→ -	-	5,800	→ -	-	2,300	↑ 100	83,900	3,000	→ -	-
19	15.02.17	1,048.83	↑ 2.53%	59,330,000	5,200	↑ 150	500	5,800	↑ 100	8,600	5,800	→ -	-	2,200	→ -	3,500	3,000	→ -	-
20	14.02.17	1,022.96	↓ -2.22%	152,400,000	5,050	↓ 150	11,500	5,700	↑ 100	16,300	5,800	→ -	-	2,200	→ -	-	3,000	→ -	-
21	13.02.17	1,046.17	↑ 1.33%	158,965,000	5,200	↑ 100	30,900	5,600	↓ 200	-	5,800	→ -	-	2,200	→ -	-	3,000	→ -	900
22	10.02.17	1,032.47	↓ -0.18%	342,160,000	5,100	→ -	50,000	5,800	↑ 200	7,600	5,800	→ -	-	2,200	↓ 200	20,600	3,000	→ -	-
23	09.02.17	1,034.38	↓ -1.93%	168,100,000	5,100	↓ 100	30,600	5,600	↓ 300	2,100	5,800	→ -	-	2,400	→ -	100	3,000	→ -	-
24	08.02.17	1,054.74	→ 0.00%	78,570,000	5,200	→ -	1,200	5,900	→ -	2,100	5,800	→ -	-	2,400	→ -	25,000	3,000	→ -	-
25	07.02.17	1,054.74	↓ -0.43%	277,630,000	5,200	→ -	-	5,900	↓ 50	500	5,800	→ -	-	2,400	↓ 100	114,100	3,000	↓ 100	-
26	06.02.17	1,059.30	↑ 0.15%	620,000	5,200	→ -	-	5,950	→ -	-	5,800	→ -	-	2,500	→ -	-	3,100	↑ 100	200
27	03.02.17	1,057.69	↑ 0.05%	138,480,000	5,200	→ -	9,200	5,950	↓ 50	9,100	5,800	→ -	-	2,500	↑ 50	15,900	3,000	→ -	-
28	02.02.17	1,057.21	↓ -0.11%	36,170,000	5,200	→ -	2,100	6,000	→ -	4,100	5,800	→ -	-	2,450	↓ 50	1,000	3,000	→ -	-
29	01.02.17	1,058.36	↑ 0.23%	18,910,000	5,200	→ -	200	6,000	↑ 300	3,000	5,800	→ -	-	2,500	→ -	-	3,000	↓ 100	-
30	31.01.17	1,055.97	↑ 3.47%	16,040,000	5,200	↑ 200	1,200	5,700	↑ 200	1,200	5,800	→ -	-	2,500	→ -	-	3,100	→ -	1,000