

Trade Summary

LSX continued rising, up by 77.93 points today to close at 1,220.49 points, as EDL-Gen rose by 500 kip. BCEL, however, lost its momentum to close at 5,950 kip, 550 kip lower. SVN moved up 250 kip at 2,950 kip, while PTL closed 50 kip higher at 2,500 kip. LWPC closed at 5,800 kip from 5,900 kip in the previous session, with just 100 shares traded.

The total trading volume of the market today was 118,500 shares, worth about 534 million kip.

Local News

Inflation rate for November the highest in two years

The move aimed to channel more money into production and the business sector, thereby generating job opportunities and stimulating economic growth.

The inflation rate in Laos was recorded at 2.09 percent in November last year, the highest in two years.

According to the Bank of the Lao PDR, the inflation rate has been trending upwards since September, triggered mainly by food and transport costs.

The Consumer Price Index in September last year stood at 102.3 with the inflation rate at 1.84 percent before rising to 1.86 percent in October and 2.09 percent in November.

Since early 2014, the inflation rate was recorded at less than 2 percent which was far lower than the economic growth rate at 6.9 percent.

The government's established policy is to ensure that the inflation rate is less than the economic growth rate.

To achieve this, it attempts to stabilise the exchange rate to create confidence in the business sector, at the same time evening out product prices and boosting the economy.

In addition, commercial banks have lowered their interest rates for loans and kip accounts in line with a recent decision made by the Bank of the Lao PDR.

Source: Vientianetimes 6 January 2017

Market Summary

	Last	06.01.2016	Change
LSX Index (Point)	1,014.55	1,220.49 ↑	205.94
Trading Value (LAK)	270,470,000	534,840,000 ↑	264,370,000
Market Cap. (LAK m)	10,603,105	12,734,523 ↑	2,131,418
52-Week High/Low	963.74/1,277.40		

Daily Turnover by Investor Types (LAKm)

	Buy	Sell	Net purchase
General Corporations			-
Individuals	48	66 -	18
Foreigners	487	469	18
Securities Companies			-
Others			-

Turnover by Investor Types (LAKm) (Month-to-date)

	Buy	Sell	Net purchase
General Corp	-	-	-
Individuals	52	574 -	521
Foreigners	1,152	630	521
Securities Companies	-	-	-
Others	-	-	-
Total	1,204	1,204	-

Trading Volume (Shares)

	Closing price	Change (LAK)	06.01.2016	Change (Shr)
EDL-GEN	6,200 ↑	500	32,300	6,700
BCEL	5,950 ↓-	650	36,600	3,800
LWPC	5,800 ↓-	100	2,300	2,300
PTL	2,500 ↑	50	47,200	47,200
SVN	2,950 ↑	250	100	100
TOTAL				60,100

General News

April-16 (BOL)

CPI	102.30
Inflation rate	1.84%
BOL Interest Rate (%) 2 weeks-1year	10.63%

Fixed Deposit Account 12 Months (For individual-BCEL)

LAK	5.72%
USD	3.40%
THB	3.15%

Foreign Exchange Rates (BCEL)

06.01.2016

Currency	Buy	Sell
US Dollar	8,165	8,203
Thai Baht	229.09	230.81
Euro	8,431	8,473

BCEL-KT Securities Company limited
Tel : 021-265480

Global News

Asia trades mixed; Japanese automakers sell off more than 1% each following Trump's Toyota rebuke

(CNBC, 10:00 am, 6 January 2017) Chinese mainland shares declined, with the Shanghai composite down 0.14 percent, while the Shenzhen composite lost 0.57 percent.

Asian markets traded mixed Friday morning, with Japanese automakers coming under pressure following a tweet by President-elect Donald Trump directed at Toyota, as well as due to a stronger yen.

On Thursday, Trump rebuked Toyota on Twitter and threatened the automaker with a large border tax if it builds a new plant outside the U.S. In response, on Friday, Japan's trade minister Hiroshige Seko said Japanese companies have and will continue to contribute to employment in the U.S., according to Reuters.

Meanwhile, the yen strengthened to 115.74 against the dollar on Friday morning Asia time, from levels above 118.00 earlier in the week.

Elsewhere, Australia's benchmark ASX 200 traded flat, while South Korea's Kospi was up 0.38 percent. In Hong Kong, the Hang Seng index gained 0.43 percent.

Opening Session

LA3000020005			EDL-Gen			LA3000010006			BCEL			Vientiane 09:20:05		
Current		5,800	Current		6,600	Current		6,600	Current		6,600	Current		6,600
Volume		29,400	Volume		0	Volume		0	Volume		0	Volume		0
Previous Day Closing Price		5,700	Previous Day Closing Price		6,600	Previous Day Closing Price		6,600	Previous Day Closing Price		6,600	Previous Day Closing Price		6,600
Change	▲	100	Change		0	Change		0	Change		0	Change		0
Turnover		168,660,000	Turnover		0	Turnover		0	Turnover		0	Turnover		0
Sell Remaining Qty	09:15:23	Buy Remaining Qty	Sell Remaining Qty	09:13:59	Buy Remaining Qty	Sell Remaining Qty	09:13:59	Buy Remaining Qty	Sell Remaining Qty	09:13:59	Buy Remaining Qty	Sell Remaining Qty	09:13:59	Buy Remaining Qty
						600	7,250		600	7,250		600	7,250	
						1,700	7,200		1,700	7,200		1,700	7,200	
						13,000	6,600		13,000	6,600		13,000	6,600	
						24,900	6,500		24,900	6,500		24,900	6,500	
						1,600	6,400		1,600	6,400		1,600	6,400	
Exp exe Price	5,650	15,000	Exp exe Price	6,000	36,400	Exp exe Price	6,000	36,400	Exp exe Price	6,000	36,400	Exp exe Price	6,000	36,400
	5,600	300												
Exp exe Qty	5,500	15,000	Exp exe Qty			Exp exe Qty			Exp exe Qty			Exp exe Qty		
	5,200	2,600												
Total		32,900	Total		36,400	Total		36,400	Total		36,400	Total		36,400
Opening Price		5,700	Opening Price		0	Opening Price		0	Opening Price		0	Opening Price		0
High Price		5,800	High Price		0	High Price		0	High Price		0	High Price		0
Low Price		5,700	Low Price		0	Low Price		0	Low Price		0	Low Price		0
Price Limit	6,250	5,150	Price Limit	7,250	5,950	Price Limit	7,250	5,950	Price Limit	7,250	5,950	Price Limit	7,250	5,950

LA3000030004			LWPC			LA3000040003			PTL			LA3000050002			SVN			Vientiane 09:20:18		
Current		5,900	Current		2,550	Current		2,950	Current		2,950	Current		2,950	Current		2,950	Current		2,950
Volume		0	Volume		18,200	Volume		100	Volume		100	Volume		100	Volume		100	Volume		100
Previous Day Closing Price		5,900	Previous Day Closing Price		2,450	Previous Day Closing Price		2,700	Previous Day Closing Price		2,700	Previous Day Closing Price		2,700	Previous Day Closing Price		2,700	Previous Day Closing Price		2,700
Change		0	Change	▲	100	Change	▲	250	Change	▲	250	Change	▲	250	Change	▲	250	Change	▲	250
Turnover		0	Turnover		44,800,000	Turnover		295,000	Turnover		295,000	Turnover		295,000	Turnover		295,000	Turnover		295,000
Sell Remaining Qty	09:00:00	Buy Remaining Qty	Sell Remaining Qty	09:17:36	Buy Remaining Qty	Sell Remaining Qty	09:00:00	Buy Remaining Qty	Sell Remaining Qty	09:00:00	Buy Remaining Qty	Sell Remaining Qty	09:00:00	Buy Remaining Qty	Sell Remaining Qty	09:00:00	Buy Remaining Qty	Sell Remaining Qty	09:00:00	Buy Remaining Qty
1,000	5,600																			
Exp exe Price	5,350	100	Exp exe Price	2,450	110,400	Exp exe Price	2,700	3,500	Exp exe Price	2,700	3,500	Exp exe Price	2,700	3,500	Exp exe Price	2,700	3,500	Exp exe Price	2,700	3,500
				2,400	34,500															
Exp exe Qty			Exp exe Qty	2,250	1,000	Exp exe Qty			Exp exe Qty			Exp exe Qty			Exp exe Qty			Exp exe Qty		
Total		100	Total		145,900	Total		3,500	Total		3,500	Total		3,500	Total		3,500	Total		3,500
Opening Price		0	Opening Price		2,450	Opening Price		2,950	Opening Price		2,950	Opening Price		2,950	Opening Price		2,950	Opening Price		2,950
High Price		0	High Price		2,550	High Price		2,950	High Price		2,950	High Price		2,950	High Price		2,950	High Price		2,950
Low Price		0	Low Price		2,450	Low Price		2,950	Low Price		2,950	Low Price		2,950	Low Price		2,950	Low Price		2,950
Price Limit	6,450	5,350	Price Limit	2,650	2,250	Price Limit	2,950	2,450	Price Limit	2,950	2,450	Price Limit	2,950	2,450	Price Limit	2,950	2,450	Price Limit	2,950	2,450

Closing Session

LA3000020005	EDL-Gen	LA3000010006	BCEL	Vientiane 11:32:44
--------------	---------	--------------	------	---------------------------

Current	6,200	Current	5,950
Volume	32,300	Volume	36,600
Previous Day Closing Price	5,700	Previous Day Closing Price	6,600
Change	▲ 500	Change	▼ 650
Turnover	185,520,000	Turnover	219,635,000

Sell Remaining Qty	11:30:00	Buy Remaining Qty	Sell Remaining Qty	11:30:00	Buy Remaining Qty
			13,000	6,600	
			4,000	6,500	
5,000	6,250		100	6,450	
3,200	6,200		1,500	6,400	
400	6,100		34,900	6,000	
Exp exe Price	5,600	300	Exp exe Price		
	5,500	35,000	Exp exe Price		
Exp exe Qty	5,200	2,600	Exp exe Qty		
8,600	Total	37,900	59,800	Total	

Opening Price	5,700	Opening Price	6,000
High Price	6,200	High Price	6,400
Low Price	5,700	Low Price	5,950
Price Limit	6,250 5,150	Price Limit	7,250 5,950

LA3000030004	LWPC	LA3000040003	PTL	Vientiane 11:33:05	LA3000050002	SVN
--------------	------	--------------	-----	---------------------------	--------------	-----

Current	5,800	Current	2,500	Current	2,950
Volume	2,300	Volume	47,200	Volume	100
Previous Day Closing Price	5,900	Previous Day Closing Price	2,450	Previous Day Closing Price	2,700
Change	▼ 100	Change	▲ 50	Change	▲ 250
Turnover	13,340,000	Turnover	116,050,000	Turnover	295,000

Sell Remaining Qty	11:30:00	Buy Remaining Qty	Sell Remaining Qty	11:30:00	Buy Remaining Qty	Sell Remaining Qty	11:30:00	Buy Remaining Qty
			3,600	2,650				
			28,000	2,500				
Exp exe Price			Exp exe Price	2,450	85,400	Exp exe Price	2,700	3,500
				2,400	34,500			
Exp exe Qty			Exp exe Qty	2,250	1,000	Exp exe Qty		
			31,600	Total	120,900		Total	3,500

Opening Price	5,800	Opening Price	2,450	Opening Price	2,950
High Price	5,800	High Price	2,550	High Price	2,950
Low Price	5,800	Low Price	2,450	Low Price	2,950
Price Limit	6,450 5,350	Price Limit	2,650 2,250	Price Limit	2,950 2,450

Trading Execution

EDL-Gen

Time	Current	Change	Price Change(%)	Volume	Cumulative Volume
End RTH	6,200 ▲	500	8.770	0	32,300
10:21:36	6,200 ▲	500	8.770	100	32,300
10:17:36	5,800 ▲	100	1.750	300	32,200
09:38:48	5,800 ▲	100	1.750	2,500	31,900
09:05:47	5,800 ▲	100	1.750	9,400	29,400
09:05:36	5,750 ▲	50	0.870	2,800	20,000
09:04:14	5,700	0	0.000	17,100	17,200
09:00:00	5,700	0	0.000	100	100

BCEL

Time	Current	Change	Price Change(%)	Volume	Cumulative Volume
End RTH	5,950 ↓	-650	-9.840	0	36,600
10:31:07	5,950 ↓	-650	-9.840	100	36,600
10:21:22	6,400 ▼	-200	-3.030	100	36,500
09:51:34	6,000 ▼	-600	-9.090	5,200	36,400
09:49:31	6,000 ▼	-600	-9.090	31,200	31,200

LWPC

Time	Current	Change	Price Change(%)	Volume	Cumulative Volume
End RTH	5,800 ▼	-100	-1.690	0	2,300
10:26:08	5,800 ▼	-100	-1.690	300	2,300
09:30:32	5,800 ▼	-100	-1.690	1,000	2,000
09:21:30	5,800 ▼	-100	-1.690	1,000	1,000

PTL

Time	Current	Change	Price Change(%)	Volume	Cumulative Volume
End RTH	2,500 ▲	50	2.040	0	47,200
10:43:44	2,500 ▲	50	2.040	4,000	47,200
09:33:49	2,450	0	0.000	25,000	43,200
09:17:36	2,550 ▲	100	4.080	600	18,200
09:17:18	2,500 ▲	50	2.040	3,000	17,600
09:05:47	2,450	0	0.000	10,000	14,600
09:00:30	2,450	0	0.000	1,200	4,600
09:00:00	2,450	0	0.000	3,400	3,400

SVN

Time	Current	Change	Price Change(%)	Volume	Cumulative Volume
End RTH	2,950 ↑	250	9.250	0	100
09:00:00	2,950 ↑	250	9.250	100	100

Company profile

EDL-Generation Public company

Sector: Energy
Major products : Electricity

EDL-Gen

Highest of 52 weeks:

6,400 Kip

Lowest of 52 weeks:

4,700 Kip

Paid-up shares:

1,679,303,697 Shares

Foreign limit for one individual not exceed 1% or

16,793,037 Shares

All foreign limit not exceed 25% or

419,825,924 Shares

Foreign Orderable Volume:

195,094,566 Shares

Remaining ratio for foreign investors' shareholding:

11.62%

Company profile

Banque Pour Le Commerce Exterior Lao Public

Sector: Banking

Major products : Loans, FX Exchange, L/C, L/G, Card and Other Banking products and services

BCEL

Highest of 52 weeks:

5,750 Kip

Lowest of 52 weeks:

4,200 Kip

Paid-up shares:

136,577,600 Shares

Foreign limit for one individual not exceed 1% or

1,365,776 Shares

All foreign limit not exceed 10% or

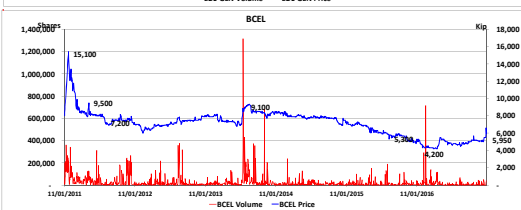
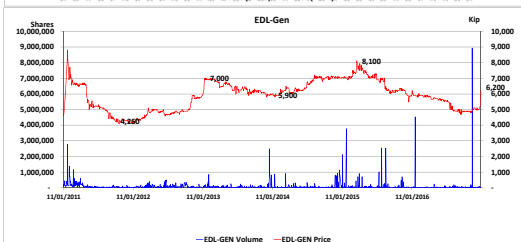
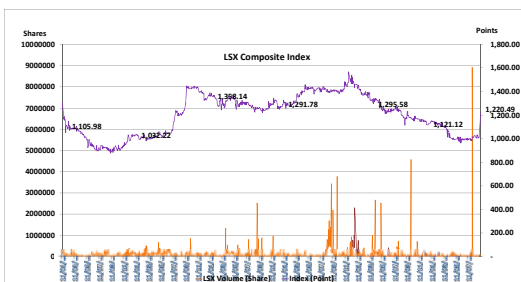
13,657,760 Shares

Foreign Orderable Volume:

726,853 Shares

Remaining ratio for foreign investors' shareholding:

0.53%



[Company profile](#)

Lao World Public Company (LWPC)

Sector: Property

Major business : trade, exhibition and convention center, Supermarket, cinema, bowling and other

[LWPC](#)

Highest of 52 weeks:

7,800 Kip

Lowest of 52 weeks:

5,900 Kip

Paid-up shares:

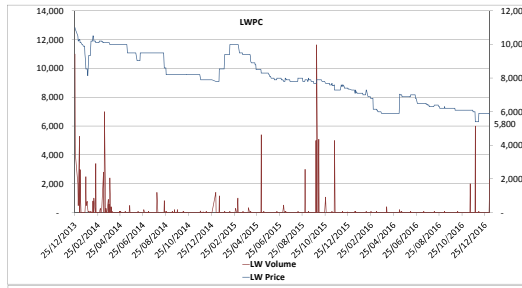
39,560,909 Shares

Foreign Orderable Volume:

38,458,028

Remaining ratio for foreign investors' shareholding:

97.21%



[Company profile](#)

Petroleum Trading Lao Public Company (PTL)

Sector: Trading

Major business : Importing and distributing fuels and petroleum products in full range service throughout Lao PDR

[PTL](#)

Highest of 52 weeks:

3,300 Kip

Lowest of 52 weeks:

2,300 Kip

Paid-up shares:

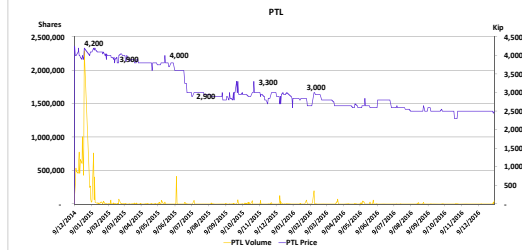
235,000,000 Shares

Foreign Orderable Volume:

205,248,646

Remaining ratio for foreign investors' shareholding:

87.34%



[Company profile](#)

Souavany Home Center Public Company (SVN)

Sector: Trading

Major business : Importing and distributing construction materials and home decoration through showroom in Lao PDR

[SVN](#)

Highest of 52 weeks:

3,400 Kip

Lowest of 52 weeks:

2,700 Kip

Paid-up shares:

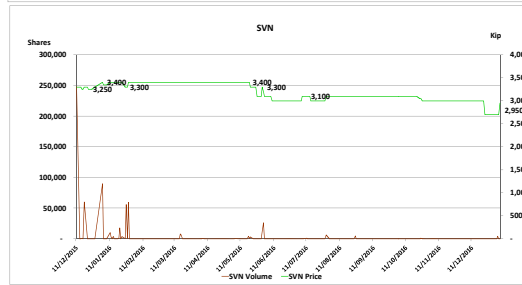
165,000,000 Shares

Foreign Orderable Volume:

158,060,744

Remaining ratio for foreign investors' shareholding:

95.79%



Last 30 days trading information / ຂໍ້ມູນການຊື້-ຂາຍຮຸ້ນ 30 ວັນ (ຄົ້ນຫຼັງ)

No. ລະດັບ	Date ວັນທີ	Index / ດັດຊະນີ			EDL-GEN / ຕ-ຟຟລ			BCEL / ທຄຕລ			LWPC / ລາວເວີນ			PTL/ປທລ			SVN/ສວນ		
		Current Index ດັດຊະນີ	Change ປ່ຽນແປງ (%)	Trading Value ມູນຄ່າການຊື້-ຂາຍ (Kip)	Closing Price ລາຄາປິດ (Kip)	Change ປ່ຽນແປງ (Kip)	Trading Volume ປະລິມານການຊື້-ຂາຍຮຸ້ນ	Closing Price ລາຄາປິດ (Kip)	Change ປ່ຽນແປງ (Kip)	Trading Volume ປະລິມານການຊື້-ຂາຍຮຸ້ນ	Closing Price ລາຄາປິດ (Kip)	Change ປ່ຽນແປງ (Kip)	Trading Volume ປະລິມານການຊື້-ຂາຍຮຸ້ນ	Closing Price ລາຄາປິດ (Kip)	Change ປ່ຽນແປງ (Kip)	Trading Volume ປະລິມານການຊື້-ຂາຍຮຸ້ນ	Closing Price ລາຄາປິດ (Kip)	Change ປ່ຽນແປງ (Kip)	Trading Volume ປະລິມານການຊື້-ຂາຍຮຸ້ນ
1	06.01.17	1,220.49	↑ 6.82%	534,840,000	6,200	↑ 500	32,300	5,950	↔ 650	36,600	5,800	↔ 100	2,300	2,500	↑ 50	47,200	2,950	↑ 250	100
2	05.01.17	1,142.56	↑ 3.69%	343,460,000	5,700	↑ 200	25,600	6,600	↑ 600	32,800	5,900	↔ -	-	2,450	↔ -	-	2,700	↔ -	-
3	04.01.17	1,101.85	↑ 5.21%	220,940,000	5,500	↑ 300	6,200	6,000	↑ 500	21,000	5,900	↔ -	-	2,450	↔ 50	23,400	2,700	↔ -	4,300
4	03.01.17	1,047.27	↑ 3.23%	104,600,000	5,200	↑ 200	19,900	5,500	↔ -	300	5,900	↔ -	-	2,500	↔ -	-	2,700	↔ -	-
5	27.12.16	1,014.55	↔ 0.00%	468,390,000	5,000	↔ -	93,700	5,500	↔ -	-	5,900	↔ -	-	2,500	↔ -	-	2,700	↔ -	-
6	26.12.16	1,014.55	↑ 0.59%	270,470,000	5,000	↔ -	33,400	5,500	↑ 450	18,900	5,900	↔ -	-	2,500	↔ -	-	2,700	↔ -	-
7	23.12.16	1,008.56	↔ -0.41%	261,345,000	5,000	↔ -	1,000	5,050	↑ 50	47,700	5,900	↔ -	-	2,500	↔ -	-	2,700	↔ 300	300
8	22.12.16	1,012.72	↑ 0.75%	105,910,000	5,000	↑ 50	19,000	5,000	↔ 50	2,200	5,900	↔ -	-	2,500	↔ -	-	3,000	↔ -	-
9	21.12.16	1,005.20	↔ -2.38%	58,905,000	4,950	↔ 150	11,900	5,050	↔ -	-	5,900	↔ -	-	2,500	↔ -	-	3,000	↔ -	-
10	20.12.16	1,029.74	↔ 0.00%	21,215,000	5,100	↔ -	-	5,050	↔ -	4,200	5,900	↔ -	-	2,500	↔ -	-	3,000	↔ -	-
11	19.12.16	1,029.74	↔ 0.00%	279,540,000	5,100	↔ -	55,900	5,050	↔ -	-	5,900	↔ -	-	2,500	↔ -	-	3,000	↔ -	-
12	16.12.16	1,029.74	↔ -0.19%	12,185,000	5,100	↔ -	800	5,050	↔ 150	1,600	5,900	↔ -	-	2,500	↔ -	-	3,000	↔ -	-
13	15.12.16	1,031.74	↑ 2.71%	26,560,000	5,100	↑ 150	5,200	5,200	↑ 200	100	5,900	↔ -	-	2,500	↔ -	-	3,000	↔ -	-
14	14.12.16	1,004.54	↔ 0.00%	116,990,000	4,950	↔ -	4,500	5,000	↔ -	18,900	5,900	↔ -	-	2,500	↔ -	-	3,000	↔ -	-
15	13.12.16	1,004.54	↔ -0.94%	19,950,000	4,950	↔ 50	1,000	5,000	↔ 100	500	5,900	↔ -	-	2,500	↔ -	5,000	3,000	↔ -	-
16	12.12.16	1,014.05	↔ 0.00%	183,020,000	5,000	↔ -	4,400	5,100	↔ -	31,900	5,900	↔ -	-	2,500	↔ -	-	3,000	↔ -	-
17	09.12.16	1,014.05	↔ 0.00%	23,500,000	5,000	↔ -	4,700	5,100	↔ -	-	5,900	↔ -	-	2,500	↔ -	-	3,000	↔ -	-
18	08.12.16	1,014.05	↔ -1.40%	267,410,000	5,000	↔ 100	53,300	5,100	↔ -	200	5,900	↑ 500	100	2,500	↔ -	100	3,000	↔ -	-
19	07.12.16	1,028.48	↔ 0.00%	5,550,000	5,100	↔ -	400	5,100	↔ -	700	5,400	↔ -	-	2,500	↔ -	-	3,000	↔ -	-
20	06.12.16	1,028.48	↔ 0.00%	34,170,000	5,100	↔ -	6,300	5,100	↔ -	400	5,400	↔ -	-	2,500	↔ -	-	3,000	↔ -	-
21	05.12.16	1,028.48	↔ 0.00%	1,320,000	5,100	↔ -	100	5,100	↔ -	100	5,400	↔ -	-	2,500	↔ -	-	3,000	↔ -	100
22	01.12.16	1,028.48	↑ 0.13%	2,040,000	5,100	↔ -	300	5,100	↑ 100	100	5,400	↔ -	-	2,500	↔ -	-	3,000	↔ -	-
23	30.11.16	1,027.15	↑ 1.49%	297,320,000	5,100	↑ 100	22,300	5,000	↔ 100	36,100	5,400	↔ -	-	2,500	↔ -	200	3,000	↔ -	-
24	29.11.16	1,012.12	↔ -0.23%	40,370,000	5,000	↔ -	1,600	5,100	↔ -	-	5,400	↔ 600	6,000	2,500	↔ -	-	3,000	↔ -	-
25	28.11.16	1,014.43	↔ 0.00%	9,925,000	5,000	↔ -	2,000	5,100	↔ -	-	6,000	↔ -	-	2,500	↔ -	-	3,000	↔ -	-
26	25.11.16	1,014.43	↔ 0.00%	210,860,000	5,000	↔ -	-	5,100	↔ -	42,100	6,000	↔ -	-	2,500	↔ -	-	3,000	↔ -	-
27	24.11.16	1,014.43	↔ -0.07%	33,000,000	5,000	↔ -	6,600	5,100	↔ 50	-	6,000	↔ -	-	2,500	↔ -	-	3,000	↔ -	-
28	23.11.16	1,015.10	↔ -0.04%	57,505,000	5,000	↔ -	11,500	5,150	↔ -	-	6,000	↔ 100	-	2,500	↔ -	-	3,000	↔ -	-
29	22.11.16	1,015.48	↑ 1.64%	44,445,235,000	5,000	↑ 100	8,922,200	5,150	↔ -	2,200	6,100	↔ -	-	2,500	↔ -	400	3,000	↔ -	-
30	21.11.16	999.12	↑ 1.66%	9,735,000	4,900	↑ 100	200	5,150	↔ -	1,700	6,100	↔ -	-	2,500	↔ -	-	3,000	↔ -	-