

## Trade Summary

LSX kept its upward movement, adding 40.71 points to the market index to finish at 1,142.56 points, while BCEL touched the ceiling price again on Thursday, closing at 6,600 kip. The banking stock saw 32,800 shares of trading volume, translating to about 202 million kip. On the other hand, EDL-Gen also picked up 200 kip to close at 5,700 kip, with 25,600 shares traded. As to LWPC, PTL and SVN, they all stayed unchanged at 5,900 kip, 2,450 kip and 2,700 kip respectively with no trading.

## Local News

### Govt to focus on handicrafts and processing industry

The government will continue to concentrate on industry sector development, in particular the handicrafts and processing industries, aiming to ensure the continuous, stable and balanced growth of the national economy this year.

In the first nine months of the 2015-16 fiscal year, the value of industrial handicrafts and processing products reached more than 4.3 trillion kip, which was an increase of 9 percent compared to the previous year.

Handicrafts and processing industry products that the country can produce to supply domestic markets include foods, drinks, clothes, paper and paper products.

The total value of handicrafts and processing industry products this year is expected to reach more than 5.6 trillion kip or 88.5 percent of the planned 6.3 trillion kip.

The government will strive to achieve 6, 927 billion kip in handicrafts and processing industry products in 2017.

**Source: Vientianetimes 5 January 2017**

## Market Summary

	Last	05.01.2016	Change
LSX Index (Point)	1,014.55	1,142.56	↑ 128.01
Trading Value (LAK)	270,470,000	343,460,000	↑ 72,990,000
Market Cap. (LAK m)	10,603,105	11,917,103	↑ 1,313,998
52-Week High/Low	963.74/1,277.40		

## Daily Turnover by Investor Types (LAKm)

	Buy	Sell	Net purchase
General Corporations			-
Individuals	1	223	- 222
Foreigners	342	121	222
Securities Companies			-
Others			-

## Turnover by Investor Types (LAKm) (Month-to-date)

	Buy	Sell	Net purchase
General Corp	124	-	124
Individuals	250	184	66
Foreigners	319	246	73
Securities Companies	-	263	- 263
Others	-	-	-
<b>Total</b>	<b>693</b>	<b>693</b>	<b>-</b>

## Trading Volume (Shares)

	Closing price	Change (LAK)	05.01.2016	Change (Shr)
EDL-GEN	5,700	↑	200	25,600
BCEL	6,600	↑	600	32,800
LWPC	5,900	→	-	-
PTL	2,450	→	-	-
SVN	2,700	→	-	-
<b>TOTAL</b>				<b>7,800</b>

## General News

### April-16 (BOL)

CPI	102.30
Inflation rate	1.84%
BOL Interest Rate (%) 2 weeks-1year	10.63%

## Fixed Deposit Account 12 Months (For individual-BCEL)

LAK	5.72%
USD	3.40%
THB	3.15%

## Foreign Exchange Rates (BCEL)

05.01.2016

Currency	Buy	Sell
US Dollar	8,167	8,205
Thai Baht	228.70	230.41
Euro	8,571	8,614

BCEL-KT Securities Company limited  
Tel : 021-265480

---

## Global News

---

### Asia stocks trade mixed as oil prices start to slip

(CNBC, 10:00 am, 5 January 2017) Asian markets were mixed on Thursday as the dollar fell from 14-year highs this week and oil prices slipped during Asian hours after surging more than 2 percent overnight.

Japan's Nikkei 225 traded weaker, down 0.12 percent after the yen strengthened against the greenback, as the dollar's momentum waned overnight.

Australia's ASX 200 rose 0.28 percent in early trade, with energy, materials and financial plays broadly climbing.

In South Korea, the Kospi was down 0.02 percent.

Mainland Chinese shares were nearly flat, with the Shanghai composite up 0.04 percent and the Shenzhen composite up 0.035 percent.

Over in Hong Kong, the Hang Seng gained 0.78 percent, after the Nikkei Purchasing Managers' Index (PMI) for December showed that the private sector economy might be on the cusp of a recovery, with a reading of 50.3, compared to November's PMI at 49.5.











**Company profile**

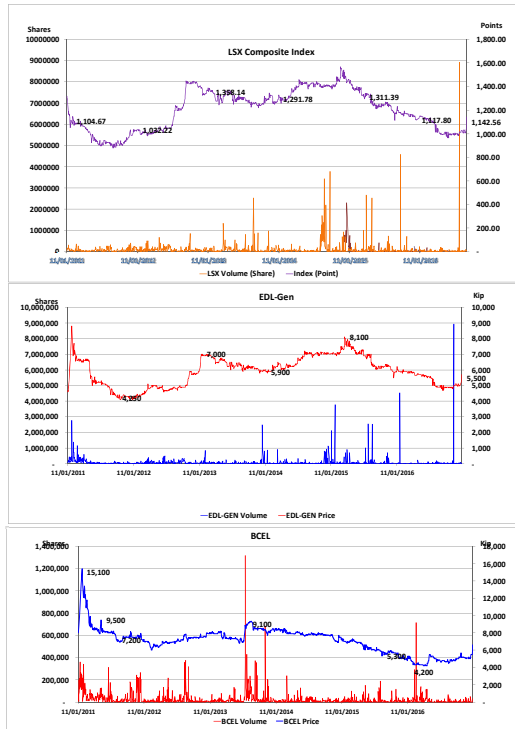
EDL-Generation Public company  
 Sector: Energy  
 Major products: Electricity  
**EDL-Gen**  
 Highest of 52 weeks:  
 Lowest of 52 weeks:  
 Paid-up shares:  
 Foreign limit for one individual not exceed 1% or  
 All foreign limit not exceed 25% or  
 Foreign Orderable Volume:  
 Remaining ratio for foreign investors' shareholding:

6,400 Kip  
 4,700 Kip  
 1,679,303,697 Shares  
 16,793,037 Shares  
 419,825,924 Shares  
 195,898,686 Shares  
 11.62%

**Company profile**

Banque Post Le Commerce Exterior Lao Public  
 Sector: Banking  
 Major products: Loans, FX Exchange, L/C, L/G, Card  
 and Other Banking products and services  
**BCEL**  
 Highest of 52 weeks:  
 Lowest of 52 weeks:  
 Paid-up shares:  
 Foreign limit for one individual not exceed 1% or  
 All foreign limit not exceed 10% or  
 Foreign Orderable Volume:  
 Remaining ratio for foreign investors' shareholding:

5,750 Kip  
 4,200 Kip  
 136,577,600 Shares  
 1,365,776 Shares  
 13,657,760 Shares  
 726,951 Shares  
 0.53%





[Company profile](#)

Lao World Public Company (LWPC)

Sector: Property

Major business : trade, exhibition and convention center, Supermarket, cinema, bowling and other

[LWPC](#)

Highest of 52 weeks:

7,800 Kip

Lowest of 52 weeks:

5,900 Kip

Paid-up shares:

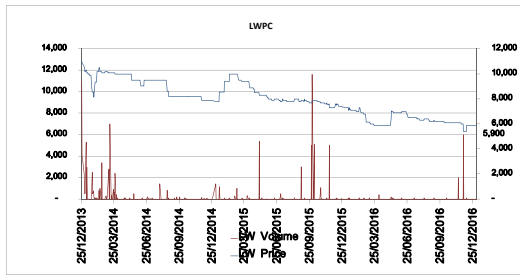
39,560,909 Shares

Foreign Orderable Volume:

38,458,328

Remaining ratio for foreign investors' shareholding:

97.21%



[Company profile](#)

Petroleum Trading Lao Public Company (PTL)

Sector: Trading

Major business : Importing and distributing fuels and petroleum products in full range service throughout Lao PDR

[PTL](#)

Highest of 52 weeks:

3,300 Kip

Lowest of 52 weeks:

2,300 Kip

Paid-up shares:

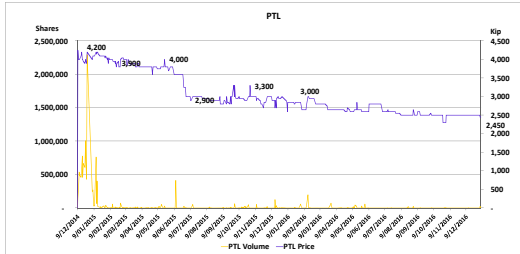
235,000,000 Shares

Foreign Orderable Volume:

205,245,646

Remaining ratio for foreign investors' shareholding:

87.34%



[Company profile](#)

Souvanny Home Center Public Company (SVN)

Sector: Trading

Major business : Importing and distributing construction materials and home decoration through showroom in Lao PDR

[SVN](#)

Highest of 52 weeks:

3,400 Kip

Lowest of 52 weeks:

2,700 Kip

Paid-up shares:

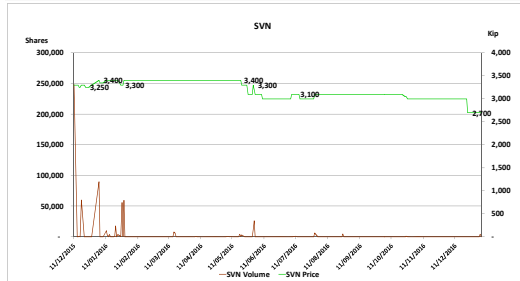
165,000,000 Shares

Foreign Orderable Volume:

158,060,744 Shares

Remaining ratio for foreign investors' shareholding:

95.79%



Last 30 days trading information / ຂໍ້ມູນການຊື້-ຂາຍຮຸ້ນ 30 ວັນ (ຄົ້ນຫຼັງ)

No. ລະດັບ	Date ວັນທີ	Index / ດັດຊະນີ			EDL-GEN / ຕຸ-ຟຟລ			BCEL / ຫຸດຕລ			LWPC / ລາວເລີນ			PTL/ປທລ			SVN/ສວນ		
		Current Index ດັດຊະນີ	Change ປ່ຽນແປງ (%)	Trading Value ມູນຄ່າການຊື້-ຂາຍ (Kip)	Closing Price ລາຄາຫາຍືດ (Kip)	Change ປ່ຽນແປງ (Kip)	Trading Volume ປະລິມານການຊື້-ຂາຍຮຸ້ນ	Closing Price ລາຄາຫາຍືດ (Kip)	Change ປ່ຽນແປງ (Kip)	Trading Volume ປະລິມານການຊື້-ຂາຍຮຸ້ນ	Closing Price ລາຄາຫາຍືດ (Kip)	Change ປ່ຽນແປງ (Kip)	Trading Volume ປະລິມານການຊື້-ຂາຍຮຸ້ນ	Closing Price ລາຄາຫາຍືດ (Kip)	Change ປ່ຽນແປງ (Kip)	Trading Volume ປະລິມານການຊື້-ຂາຍຮຸ້ນ	Closing Price ລາຄາຫາຍືດ (Kip)	Change ປ່ຽນແປງ (Kip)	Trading Volume ປະລິມານການຊື້-ຂາຍຮຸ້ນ
1	05.01.17	1,142.56	↑ 3.69%	343,460,000	5,700	↑ 200	25,600	6,600	↑ 600	32,800	5,900	→ -	-	2,450	→ -	-	2,700	→ -	-
2	04.01.17	1,101.85	↑ 5.21%	220,940,000	5,500	↑ 300	6,200	6,000	↑ 500	21,000	5,900	→ -	-	2,450	↓ 50	23,400	2,700	→ -	4,300
3	03.01.17	1,047.27	↑ 3.23%	104,600,000	5,200	↑ 200	19,900	5,500	→ -	300	5,900	→ -	-	2,500	→ -	-	2,700	→ -	-
4	27.12.16	1,014.55	→ 0.00%	468,390,000	5,000	→ -	93,700	5,500	→ -	-	5,900	→ -	-	2,500	→ -	-	2,700	→ -	-
5	26.12.16	1,014.55	↑ 0.59%	270,470,000	5,000	→ -	33,400	5,500	↑ 450	18,900	5,900	→ -	-	2,500	→ -	-	2,700	→ -	-
6	23.12.16	1,008.56	↓ -0.41%	261,345,000	5,000	→ -	1,000	5,050	↑ 50	47,700	5,900	→ -	-	2,500	→ -	-	2,700	↓ 300	300
7	22.12.16	1,012.72	↑ 0.75%	105,910,000	5,000	↑ 50	19,000	5,000	↓ 50	2,200	5,900	→ -	-	2,500	→ -	-	3,000	→ -	-
8	21.12.16	1,005.20	↓ -2.38%	58,905,000	4,950	↓ 150	11,900	5,050	→ -	-	5,900	→ -	-	2,500	→ -	-	3,000	→ -	-
9	20.12.16	1,029.74	→ 0.00%	21,215,000	5,100	→ -	-	5,050	→ -	4,200	5,900	→ -	-	2,500	→ -	-	3,000	→ -	-
10	19.12.16	1,029.74	→ 0.00%	279,540,000	5,100	→ -	55,900	5,050	→ -	-	5,900	→ -	-	2,500	→ -	-	3,000	→ -	-
11	16.12.16	1,029.74	↓ -0.19%	12,185,000	5,100	→ -	800	5,050	↓ 150	1,600	5,900	→ -	-	2,500	→ -	-	3,000	→ -	-
12	15.12.16	1,031.74	↑ 2.71%	26,560,000	5,100	↑ 150	5,200	5,200	↑ 200	100	5,900	→ -	-	2,500	→ -	-	3,000	→ -	-
13	14.12.16	1,004.54	→ 0.00%	116,990,000	4,950	→ -	4,500	5,000	→ -	18,900	5,900	→ -	-	2,500	→ -	-	3,000	→ -	-
14	13.12.16	1,004.54	↓ -0.94%	19,950,000	4,950	↓ 50	1,000	5,000	↓ 100	500	5,900	→ -	-	2,500	→ -	5,000	3,000	→ -	-
15	12.12.16	1,014.05	→ 0.00%	183,020,000	5,000	→ -	4,400	5,100	→ -	31,900	5,900	→ -	-	2,500	→ -	-	3,000	→ -	-
16	09.12.16	1,014.05	→ 0.00%	23,500,000	5,000	→ -	4,700	5,100	→ -	-	5,900	→ -	-	2,500	→ -	-	3,000	→ -	-
17	08.12.16	1,014.05	↓ -1.40%	267,410,000	5,000	↓ 100	53,300	5,100	→ -	200	5,900	↑ 500	100	2,500	→ -	100	3,000	→ -	-
18	07.12.16	1,028.48	→ 0.00%	5,550,000	5,100	→ -	400	5,100	→ -	700	5,400	→ -	-	2,500	→ -	-	3,000	→ -	-
19	06.12.16	1,028.48	→ 0.00%	34,170,000	5,100	→ -	6,300	5,100	→ -	400	5,400	→ -	-	2,500	→ -	-	3,000	→ -	-
20	05.12.16	1,028.48	→ 0.00%	1,320,000	5,100	→ -	100	5,100	→ -	100	5,400	→ -	-	2,500	→ -	-	3,000	→ -	100
21	01.12.16	1,028.48	↑ 0.13%	2,040,000	5,100	→ -	300	5,100	↑ 100	100	5,400	→ -	-	2,500	→ -	-	3,000	→ -	-
22	30.11.16	1,027.15	↑ 1.49%	297,320,000	5,100	↑ 100	22,300	5,000	↓ 100	36,100	5,400	→ -	-	2,500	→ -	200	3,000	→ -	-
23	29.11.16	1,012.12	↓ -0.23%	40,370,000	5,000	→ -	1,600	5,100	→ -	-	5,400	↓ 600	6,000	2,500	→ -	-	3,000	→ -	-
24	28.11.16	1,014.43	→ 0.00%	9,925,000	5,000	→ -	2,000	5,100	→ -	-	6,000	→ -	-	2,500	→ -	-	3,000	→ -	-
25	25.11.16	1,014.43	→ 0.00%	210,860,000	5,000	→ -	-	5,100	→ -	42,100	6,000	→ -	-	2,500	→ -	-	3,000	→ -	-
26	24.11.16	1,014.43	↓ -0.07%	33,000,000	5,000	→ -	6,600	5,100	↓ 50	-	6,000	→ -	-	2,500	→ -	-	3,000	→ -	-
27	23.11.16	1,015.10	↓ -0.04%	57,505,000	5,000	→ -	11,500	5,150	→ -	-	6,000	↓ 100	-	2,500	→ -	-	3,000	→ -	-
28	22.11.16	1,015.48	↑ 1.64%	44,445,235,000	5,000	↑ 100	8,922,200	5,150	→ -	2,200	6,100	→ -	-	2,500	→ -	400	3,000	→ -	-
29	21.11.16	999.12	↑ 1.66%	9,735,000	4,900	↑ 100	200	5,150	→ -	1,700	6,100	→ -	-	2,500	→ -	-	3,000	→ -	-
30	18.11.16	982.76	→ 0.00%	271,625,000	4,800	→ -	50,000	5,150	→ -	6,200	6,100	→ -	-	2,500	→ -	-	3,000	→ -	-