

Trade Summary

LSX was up 54.58 points or 5.21 percent on the second trading day of 2017 as EDL-Gen rose by 300 kip to 5,500 kip and BCEL has hit 6,000 kip threshold for the first time since August 2015. Today, BCEL closed up by 500 kip at 6,000 kip, with the total trading volume of 21,000 shares. BCEL enjoyed improved financial report for the nine months of 2016 which showed its EPS of 708 kip, compared with just 233 kip for the same period in 2015. In the meantime, EDL-Gen also rose strongly by 300 kip at 5,500 kip with far less sellers on Wednesday, while PTL lost 50 kip to finish at 2,450 kip with 23,400 shares, worth about 57 million kip. On the other hand, SVN stayed unchanged at 2,700 kip with 4,300 shares but LWPC saw no trading at the unchanged price of 5,900.

Local News

Vientiane hoping to attract more foreign visitors

Vientiane plans to attract more foreign visitors to the city this year in a bid to boost revenue and economic development.

Some 1.8 million foreign visitors came last year generating income of around US\$203 million but this figure is expected to increase by US\$2 million this year, according to the Vientiane Planning and Investment Department.

Most visitors come from Asean countries entering via Wattay International Airport and the Lao-Thai Friendship Bridge lured by attractions such as That Luang, Lao National Museum, Vat Sisaket, Vat Simeuang, Vat Ongteu, Patuxay, Chao Anouvong Park, the Kaysone Phomvihane Museum and Nam Ngum Lake.

Source: Vientianetimes 4 January 2017

Market Summary

	Last	04.01.2016	Change
LSX Index (Point)	1,014.55	1,101.85 ↑	87.3
Trading Value (LAK)	270,470,000	220,940,000 ↓	49,530,000
Market Cap. (LAK m)	10,603,105	11,499,295 ↑	896,191
52-Week High/Low	963.74/1,277.40		

Daily Turnover by Investor Types (LAKm)

	Buy	Sell	Net purchase
General Corporations			-
Individuals	2	188	186
Foreigners	219	33	186
Securities Companies			-
Others			-

Turnover by Investor Types (LAKm) (Month-to-date)

	Buy	Sell	Net purchase
General Corp	124	-	124
Individuals	250	184	66
Foreigners	319	246	73
Securities Companies	-	263	263
Others	-	-	-
Total	693	693	-

Trading Volume (Shares)

	Closing price	Change (LAK)	04.01.2016	Change (Shr)
EDL-GEN	5,500 ↑		300	6,200 - 13,700
BCEL	6,000 ↑		500	21,000 20,700
LWPC	5,900 →		-	-
PTL	2,450 ↓		50	23,400 23,400
SVN	2,700 →		-	4,300 4,300
TOTAL				34,700

General News

April-16 (BOL)

CPI	102.30
Inflation rate	1.84%
BOL Interest Rate (%) 2 weeks-1year	10.63%

Fixed Deposit Account 12 Months (For individual-BCEL)

LAK	5.72%
USD	3.40%
THB	3.15%

Foreign Exchange Rates (BCEL)

04.01.2016

Currency	Buy	Sell
US Dollar	8,172	8,210
Thai Baht	229.42	231.13
Euro	8,554	8,597

BCEL-KT Securities Company limited
Tel : 021-265480

Global News

Japanese shares up more than 2% led by exporters

(CNBC, 10:00 am, 4 January 2017) Japanese shares jumped more than 2 percent on Wednesday as the yen weakened against a stronger dollar and recent surveys suggest global manufacturing sectors might be seeing a strong turnaround.

The Nikkei 225 leaped 2.32 percent while the Topix bounced up 2.28 percent, driven by a weaker yen after the greenback hit a 14-year high overnight against a basket of currencies and a stronger-than-expected manufacturing survey.

Chinese shares gained on Wednesday, with the Shanghai composite up 0.41 percent, while the Shenzhen composite adding 0.811 percent.

In Hong Kong, the Hang Seng index was down 0.08 percent.

Australia's ASX 200 wavered between negative and positive for most of the session to close down 0.03 percent or 1.6 points at 5,731.6.

South Korea's Kospi was nearly flat, up 0.05 percent.

Opening Session

LA3000020005		EDL-Gen	LA3000010006		BCEL	Vientiane 09:22:19
Current		5,200	Current		5,500	
Volume		0	Volume		0	
Previous Day Closing Price		5,200	Previous Day Closing Price		5,500	
Change		0	Change		0	
Turnover		0	Turnover		0	
Sell Remaining Qty	09:02:41	Buy Remaining Qty	Sell Remaining Qty	09:21:25	Buy Remaining Qty	
			20,000	5,700		
			6,100	5,200		
Exp exe Price	5,000	98,200	Exp exe Price	5,200	10,000	
	4,950	52,700		5,100	3,700	
Exp exe Qty	4,900	74,900	Exp exe Qty	5,050	14,000	
	4,850	20,000		5,000	59,700	
	4,800	17,400		4,950	22,000	
	6,100	Total 269,700		20,200	Total 109,400	
Opening Price		0	Opening Price		0	
High Price		0	High Price		0	
Low Price		0	Low Price		0	
Price Limit	5,700	4,700	Price Limit	6,050	4,950	

LA3000030004		LWPC	LA3000040003		PTL	Vientiane 09:22:30	LA3000050002		SVN
Current		5,900	Current		2,450		Current		2,700
Volume		0	Volume		700		Volume		4,300
Previous Day Closing Price		5,900	Previous Day Closing Price		2,500		Previous Day Closing Price		2,700
Change		0	Change	▼	50		Change		0
Turnover		0	Turnover		1,715,000		Turnover		11,610,000
Sell Remaining Qty	09:00:00	Buy Remaining Qty	Sell Remaining Qty	09:11:25	Buy Remaining Qty		Sell Remaining Qty	09:00:00	Buy Remaining Qty
			7,100	2,700					
			600	2,550					
			50,500	2,500					
			9,300	2,450			900	2,950	
Exp exe Price	5,350	100	Exp exe Price				Exp exe Price	2,700	2,700
Exp exe Qty			Exp exe Qty				Exp exe Qty		
			67,500	Total			900	Total	2,700
Opening Price		0	Opening Price		2,450		Opening Price		2,700
High Price		0	High Price		2,450		High Price		2,700
Low Price		0	Low Price		2,450		Low Price		2,700
Price Limit	6,450	5,350	Price Limit	2,750	2,250		Price Limit	2,950	2,450

Closing Session

LA3000020005	EDL - Gen	LA3000010006	BCEL	Vientiane 13:02:52
--------------	-----------	--------------	------	---------------------------

Current	5,500	Current	6,000
Volume	6,200	Volume	21,000
Previous Day Closing Price	5,200	Previous Day Closing Price	5,500
Change	▲ 300	Change	▲ 500
Turnover	32,270,000	Turnover	119,730,000

Sell Remaining Qty	11:30:00	Buy Remaining Qty	Sell Remaining Qty	11:30:00	Buy Remaining Qty
3,300	5,500				
5,000	5,200		21,200	6,000	
Exp exe Price	5,000	98,200	Exp exe Price	5,300	1,000
	4,950	52,700		5,200	10,000
Exp exe Qty	4,900	74,900	Exp exe Qty	5,100	3,700
	4,850	20,000		5,050	14,000
	4,800	17,400		5,000	69,700
8,300	Total	269,700	21,200	Total	120,400

Opening Price	5,200	Opening Price	5,700
High Price	5,500	High Price	6,000
Low Price	5,200	Low Price	5,700
Price Limit	5,700 4,700	Price Limit	6,050 4,950

LA3000030004	LWPC	LA3000040003	PTL	Vientiane 13:03:03	LA3000050002	SVN
--------------	------	--------------	-----	---------------------------	--------------	-----

Current	5,900	Current	2,450	Current	2,700
Volume	0	Volume	23,400	Volume	4,300
Previous Day Closing Price	5,900	Previous Day Closing Price	2,500	Previous Day Closing Price	2,700
Change	0	Change	▼ 50	Change	0
Turnover	0	Turnover	57,330,000	Turnover	11,610,000

Sell Remaining Qty	11:30:00	Buy Remaining Qty	Sell Remaining Qty	11:30:00	Buy Remaining Qty	Sell Remaining Qty	11:30:00	Buy Remaining Qty
			7,100	2,700				
			600	2,550				
			50,500	2,500				
			86,600	2,450		900	2,950	
Exp exe Price	5,600	1,000	Exp exe Price		Exp exe Price	2,700	2,700	
	5,350	100						
Exp exe Qty			Exp exe Qty		Exp exe Qty			
			144,800	Total		900	Total	2,700

Opening Price	0	Opening Price	2,450	Opening Price	2,700
High Price	0	High Price	2,450	High Price	2,700
Low Price	0	Low Price	2,450	Low Price	2,700
Price Limit	6,450 5,350	Price Limit	2,750 2,250	Price Limit	2,950 2,450

Trading Execution

EDL-Gen

Time	Current	Change	Price Change(%)	Volume	Cumulative Volume	
End RTH	5,500 ▲	300		5,760	0	6,200
09:46:40	5,500 ▲	300		5,760	100	6,200
09:29:09	5,200	0		0.000	6,100	6,100

BCEL

Time	Current	Change	Price Change(%)	Volume	Cumulative Volume	
End RTH	6,000 ▲	500		9.090	0	21,000
09:41:23	6,000 ▲	500		9.090	100	21,000
09:37:46	5,700 ▲	200		3.630	20,900	20,900

LWPC

Time	Current	Change	Price Change(%)	Volume	Cumulative Volume
End RTH	5,900	0	0.000	0	0

PTL

Time	Current	Change	Price Change(%)	Volume	Cumulative Volume
End RTH	2,450 ▼	-50	-2.000	0	23,400
10:31:00	2,450 ▼	-50	-2.000	13,400	23,400
10:24:26	2,450 ▼	-50	-2.000	9,300	10,000
09:00:09	2,450 ▼	-50	-2.000	700	700

SVN

Time	Current	Change	Price Change(%)	Volume	Cumulative Volume
End RTH	2,700	0	0.000	0	4,300
09:00:00	2,700	0	0.000	4,300	4,300

Company profile

EDL-Generation Public company

Sector: Energy
Major products : Electricity

EDL-Gen

Highest of 52 weeks: 6,400 Kip

Lowest of 52 weeks: 4,700 Kip

Paid-up shares: 1,679,303,697 Shares

Foreign limit for one individual not exceed 1% or

All foreign limit not exceed 25% or

Foreign Orderable Volume: 195,124,086 Shares

Remaining ratio for foreign investors' shareholding: 11.62%

6,400 Kip

4,700 Kip

1,679,303,697 Shares

16,793,037 Shares

419,825,924 Shares

195,124,086 Shares

11.62%

Company profile

Banque Pour Le Commerce Exterior Lao Public

Sector: Banking

Major products : Loans, FX Exchange, L/C, L/G, Card and Other Banking products and services

BCEL

Highest of 52 weeks: 5,750 Kip

Lowest of 52 weeks: 4,200 Kip

Paid-up shares: 136,577,600 Shares

Foreign limit for one individual not exceed 1% or

All foreign limit not exceed 10% or

Foreign Orderable Volume: 739,653 Shares

Remaining ratio for foreign investors' shareholding: 0.54%

5,750 Kip

4,200 Kip

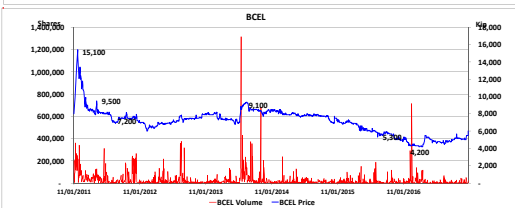
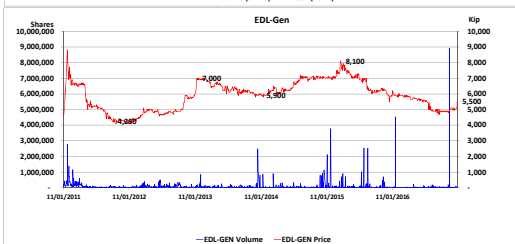
136,577,600 Shares

1,365,776 Shares

13,657,760 Shares

739,653 Shares

0.54%



[Company profile](#)

Lao World Public Company (LWPC)

Sector: Property

Major business : trade, exhibition and convention center, Supermarket, cinema, bowling and other

[LWPC](#)

Highest of 52 weeks:

7,800 Kip

Lowest of 52 weeks:

5,900 Kip

Paid-up shares:

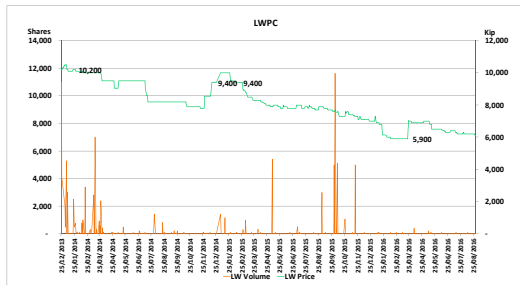
39,560,909 Shares

Foreign Orderable Volume:

38,458,328

Remaining ratio for foreign investors' shareholding:

97.21%



[Company profile](#)

Petroleum Trading Lao Public Company (PTL)

Sector: Trading

Major business : Importing and distributing fuels and petroleum products in full range service throughout Lao PDR

[PTL](#)

Highest of 52 weeks:

3,300 Kip

Lowest of 52 weeks:

2,300 Kip

Paid-up shares:

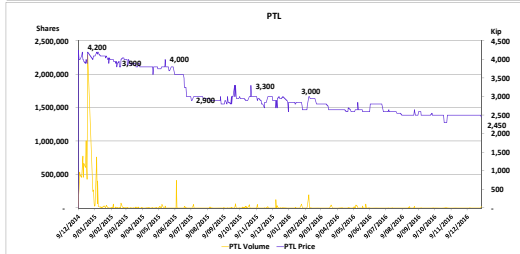
235,000,000 Shares

Foreign Orderable Volume:

205,245,646

Remaining ratio for foreign investors' shareholding:

87.34%



[Company profile](#)

Souavany Home Center Public Company (SVN)

Sector: Trading

Major business : Importing and distributing construction materials and home decoration through showroom in Lao PDR

[SVN](#)

Highest of 52 weeks:

3,400 Kip

Lowest of 52 weeks:

2,700 Kip

Paid-up shares:

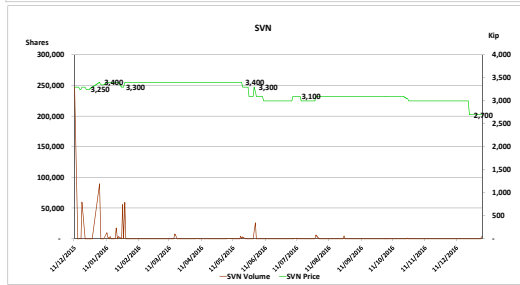
165,000,000 Shares

Foreign Orderable Volume:

158,060,744 Shares

Remaining ratio for foreign investors' shareholding:

95.79%



Last 30 days trading information / ຂໍ້ມູນການຊື້-ຂາຍຮຸ້ນ 30 ວັນ (ຄົ້ນຫຼັງ)

No. ລະດັບ	Date ວັນທີ	Index / ດັດຊະນີ			EDL-GEN / ຜ-ຟຟລ			BCEL / ຫຸດຕລ			LWPC / ລາວເລີນ			PTL/ປທລ			SVN/ສວນ		
		Current Index ດັດຊະນີ	Change ປ່ຽນແປງ (%)	Trading Value ມູນຄ່າການຊື້-ຂາຍ (Kip)	Closing Price ລາຄາຫາຍືດ (Kip)	Change ປ່ຽນແປງ (Kip)	Trading Volume ປະລິມານ ການ ຊື້-ຂາຍຮຸ້ນ	Closing Price ລາຄາຫາຍືດ (Kip)	Change ປ່ຽນແປງ (Kip)	Trading Volume ປະລິມານການ ຊື້-ຂາຍຮຸ້ນ	Closing Price ລາຄາຫາຍືດ (Kip)	Change ປ່ຽນແປງ (Kip)	Trading Volume ປະລິມານ ການ	Closing Price ລາຄາຫາຍືດ (Kip)	Change ປ່ຽນແປງ (Kip)	Trading Volume ປະລິມານ ການ	Closing Price ລາຄາຫາຍືດ (Kip)	Change ປ່ຽນແປງ (Kip)	Trading Volume ປະລິມານ ການ ຊື້-ຂາຍຮຸ້ນ
1	04.01.17	1,101.85	↑ 5.21%	220,940,000	5,500	↑ 300	6,200	6,000	↑ 500	21,000	5,900	→ -	-	2,450	↓ 50	23,400	2,700	→ -	4,300
2	03.01.17	1,047.27	↑ 3.23%	104,600,000	5,200	↑ 200	19,900	5,500	→ -	300	5,900	→ -	-	2,500	→ -	-	2,700	→ -	-
3	27.12.16	1,014.55	→ 0.00%	468,390,000	5,000	→ -	93,700	5,500	→ -	-	5,900	→ -	-	2,500	→ -	-	2,700	→ -	-
4	26.12.16	1,014.55	↑ 0.59%	270,470,000	5,000	→ -	33,400	5,500	↑ 450	18,900	5,900	→ -	-	2,500	→ -	-	2,700	→ -	-
5	23.12.16	1,008.56	↓ -0.41%	261,345,000	5,000	→ -	1,000	5,050	↑ 50	47,700	5,900	→ -	-	2,500	→ -	-	2,700	↓ 300	300
6	22.12.16	1,012.72	↑ 0.75%	105,910,000	5,000	↑ 50	19,000	5,000	↓ 50	2,200	5,900	→ -	-	2,500	→ -	-	3,000	→ -	-
7	21.12.16	1,005.20	↓ -2.38%	58,905,000	4,950	↓ 150	11,900	5,050	→ -	-	5,900	→ -	-	2,500	→ -	-	3,000	→ -	-
8	20.12.16	1,029.74	→ 0.00%	21,215,000	5,100	→ -	-	5,050	→ -	4,200	5,900	→ -	-	2,500	→ -	-	3,000	→ -	-
9	19.12.16	1,029.74	→ 0.00%	279,540,000	5,100	→ -	55,900	5,050	→ -	-	5,900	→ -	-	2,500	→ -	-	3,000	→ -	-
10	16.12.16	1,029.74	↓ -0.19%	12,185,000	5,100	→ -	800	5,050	↓ 150	1,600	5,900	→ -	-	2,500	→ -	-	3,000	→ -	-
11	15.12.16	1,031.74	↑ 2.71%	26,560,000	5,100	↑ 150	5,200	5,200	↑ 200	100	5,900	→ -	-	2,500	→ -	-	3,000	→ -	-
12	14.12.16	1,004.54	→ 0.00%	116,990,000	4,950	→ -	4,500	5,000	→ -	18,900	5,900	→ -	-	2,500	→ -	-	3,000	→ -	-
13	13.12.16	1,004.54	↓ -0.94%	19,950,000	4,950	↓ 50	1,000	5,000	↓ 100	500	5,900	→ -	-	2,500	→ -	5,000	3,000	→ -	-
14	12.12.16	1,014.05	→ 0.00%	183,020,000	5,000	→ -	4,400	5,100	→ -	31,900	5,900	→ -	-	2,500	→ -	-	3,000	→ -	-
15	09.12.16	1,014.05	→ 0.00%	23,500,000	5,000	→ -	4,700	5,100	→ -	-	5,900	→ -	-	2,500	→ -	-	3,000	→ -	-
16	08.12.16	1,014.05	↓ -1.40%	267,410,000	5,000	↓ 100	53,300	5,100	→ -	200	5,900	↑ 500	100	2,500	→ -	100	3,000	→ -	-
17	07.12.16	1,028.48	→ 0.00%	5,550,000	5,100	→ -	400	5,100	→ -	700	5,400	→ -	-	2,500	→ -	-	3,000	→ -	-
18	06.12.16	1,028.48	→ 0.00%	34,170,000	5,100	→ -	6,300	5,100	→ -	400	5,400	→ -	-	2,500	→ -	-	3,000	→ -	-
19	05.12.16	1,028.48	→ 0.00%	1,320,000	5,100	→ -	100	5,100	→ -	100	5,400	→ -	-	2,500	→ -	-	3,000	→ -	100
20	01.12.16	1,028.48	↑ 0.13%	2,040,000	5,100	→ -	300	5,100	↑ 100	100	5,400	→ -	-	2,500	→ -	-	3,000	→ -	-
21	30.11.16	1,027.15	↑ 1.49%	297,320,000	5,100	↑ 100	22,300	5,000	↓ 100	36,100	5,400	→ -	-	2,500	→ -	200	3,000	→ -	-
22	29.11.16	1,012.12	↓ -0.23%	40,370,000	5,000	→ -	1,600	5,100	→ -	-	5,400	↓ 600	6,000	2,500	→ -	-	3,000	→ -	-
23	28.11.16	1,014.43	→ 0.00%	9,925,000	5,000	→ -	2,000	5,100	→ -	-	6,000	→ -	-	2,500	→ -	-	3,000	→ -	-
24	25.11.16	1,014.43	→ 0.00%	210,860,000	5,000	→ -	-	5,100	→ -	42,100	6,000	→ -	-	2,500	→ -	-	3,000	→ -	-
25	24.11.16	1,014.43	↓ -0.07%	33,000,000	5,000	→ -	6,600	5,100	↓ 50	-	6,000	→ -	-	2,500	→ -	-	3,000	→ -	-
26	23.11.16	1,015.10	↓ -0.04%	57,505,000	5,000	→ -	11,500	5,150	→ -	-	6,000	↓ 100	-	2,500	→ -	-	3,000	→ -	-
27	22.11.16	1,015.48	↑ 1.64%	44,445,235,000	5,000	↑ 100	8,922,200	5,150	→ -	2,200	6,100	→ -	-	2,500	→ -	400	3,000	→ -	-
28	21.11.16	999.12	↑ 1.66%	9,735,000	4,900	↑ 100	200	5,150	→ -	1,700	6,100	→ -	-	2,500	→ -	-	3,000	→ -	-
29	18.11.16	982.76	→ 0.00%	271,625,000	4,800	→ -	50,000	5,150	→ -	6,200	6,100	→ -	-	2,500	→ -	-	3,000	→ -	-
30	17.11.16	982.76	↓ -0.83%	536,435,000	4,800	↓ 50	108,500	5,150	→ -	2,300	6,100	→ -	-	2,500	→ -	-	3,000	→ -	-