

Trade Summary

LSX ended 2016 losing 157.54 points. On the first trading day of 2017, the market managed to climb up slightly at 1,047.27 points, up by 32.72 points or 3.23 percent, with 20,200 shares (worth about 104 million kip of market value). BCEL stayed unchanged at 5,500 kip on just 300 shares matched. In the meantime, EDL-Gen rose 200 kip to finish at 5,500 kip. EDL-Gen saw a total of 19,900 shares traded, in which 16,500 shares were traded at 5,200 kip. The other three stocks were stable at 5,900 kip (LWPC), 2,500 kip (PTL) and 2,700 kip (SVN).

Local News

Lao Petro Trade to establish fuel depot for service expansion

This is the first year it has exported fuel products to overseas destinations, according to the company.

The Petroleum Trading Lao Public Company plans to establish a fuel depot capable of storing 20 million litres of fuel in the capital Vientiane next year, to facilitate its oil services expansion around the country.

The company is one of the major fuel and petroleum products distributors in Laos, and is now also engaged in exports to other Asean countries.

Source: **Vientianetimes 3 January 2017**

Global News

Asian markets higher; China Caixin PMI beats forecasts

(CNBC, 10:00 am, 3 January 2017) Asian markets gained on Tuesday after a key indicator of China's private manufacturing showed a robust gain in December.

Mainland Chinese shares started the New Year on stronger footing, with the Shanghai composite up 0.15 percent and the Shenzhen composite rising 0.314 percent. The Shanghai composite tumbled in 2016, to end the year down 12.3 percent, its worst year since 2011.

Market Summary

	Last	03.01.2016	Change
LSX Index (Point)	1,014.55	1,047.27 ↑	32.72
Trading Value (LAK)	270,470,000	104,600,000 ↓	165,870,000
Market Cap. (LAK m)	10,603,105	10,938,965 ↑	335,861
52-Week High/Low	963.74/1,277.40		

Daily Turnover by Investor Types (LAKm)

	Buy	Sell	Net purchase
General Corporations			-
Individuals	2	97	95
Foreigners	103	8	95
Securities Companies			-
Others			-

Turnover by Investor Types (LAKm) (Month-to-date)

	Buy	Sell	Net purchase
General Corp	124	-	124
Individuals	250	184	66
Foreigners	319	246	73
Securities Companies	-	263	263
Others	-	-	-
Total	693	693	-

Trading Volume (Shares)

	Closing price	Change (LAK)	03.01.2016	Change (Shr)
EDL-GEN	5,200 ↑	200	19,900	-
BCEL	5,500 →	-	300	300
LWPC	5,900 →	-	-	-
PTL	2,500 →	-	-	-
SVN	2,700 →	-	-	-
TOTAL				300

General News

April-16 (BOL)

CPI	102.30
Inflation rate	1.84%
BOL Interest Rate (%) 2 weeks-1year	10.63%

Fixed Deposit Account 12 Months (For individual-BCEL)

LAK	5.72%
USD	3.40%
THB	3.15%

Foreign Exchange Rates (BCEL)

	Buy	Sell
US Dollar	8,169	8,207
Thai Baht	229.42	231.13
Euro	8,554	8,597

BCEL-KT Securities Company limited
Tel: 021-265480

In Hong Kong, the Hang Seng was down 0.39 percent. The Hong Kong benchmark had struggled to finish positive, ending last year just up 0.39 percent.

Australia's ASX 200 surged 1.15 percent, supported by broad gains across all sub-indexes, except for the all ordinaries gold sub-index which plunged 2.3 percent. The benchmark is currently at a 16-month high, after ending 2016 up 6.99 percent, its best year since 2013.

In South Korea, the Kospi gained 0.39 percent, likely due to the weaker Korean won as it benefits exporters when overseas profits are repatriated.

Opening Session

LA3000020005 EDL-Gen			LA3000010006 BCEL		
Current			Current		
5,000			5,500		
Volume			Volume		
1,600			0		
Previous Day Closing Price			Previous Day Closing Price		
5,000			5,500		
Change			Change		
0			0		
Turnover			Turnover		
8,000,000			0		
Sell Remaining Qty	09:00:00	Buy Remaining Qty	Sell Remaining Qty	09:05:33	Buy Remaining Qty
9,600	5,200		20,000	5,700	
1,500	5,100		500	5,500	
Exp exe Price	5,000	98,400	Exp exe Price	5,100	3,700
	4,950	52,700		5,050	6,000
Exp exe Qty	4,900	74,500	Exp exe Qty	5,000	59,300
	4,850	20,000		4,950	21,400
	4,800	17,400			
11,100	Total	269,500	20,500	Total	90,400
Opening Price	5,000		Opening Price	0	
High Price	5,000		High Price	0	
Low Price	5,000		Low Price	0	
Price Limit	5,500	4,500	Price Limit	6,050	4,950

LA3000030004 LWPC			LA3000040003 PTL			LA3000050002 SVN		
Current			Current			Current		
5,900			2,500			2,700		
Volume			Volume			Volume		
0			0			0		
Previous Day Closing Price			Previous Day Closing Price			Previous Day Closing Price		
5,900			2,500			2,700		
Change			Change			Change		
0			0			0		
Turnover			Turnover			Turnover		
0			0			0		
Sell Remaining Qty	00:00:00	Buy Remaining Qty	Sell Remaining Qty	09:00:00	Buy Remaining Qty	Sell Remaining Qty	09:00:00	Buy Remaining Qty
			7,100	2,700				
			600	2,550				
			28,500	2,500				
Exp exe Price			Exp exe Price			Exp exe Price	2,700	7,000
Exp exe Qty			Exp exe Qty			Exp exe Qty		
			36,200	Total			Total	7,000
Opening Price	0		Opening Price	0		Opening Price	0	
High Price	0		High Price	0		High Price	0	
Low Price	0		Low Price	0		Low Price	0	
Price Limit	6,450	5,350	Price Limit	2,750	2,250	Price Limit	2,950	2,450

Closing Session

LA3000020005 EDL-Gen			LA3000010006 BCEL					
Current			Current					
5,200			5,500					
Volume			Volume					
19,900			300					
Previous Day Closing Price			Previous Day Closing Price					
5,000			5,500					
Change ▲			Change					
200			0					
Turnover			Turnover					
102,950,000			1,650,000					
Vientiane 11:34:37								
Sell Remaining Qty	11:30:00	Buy Remaining Qty	Sell Remaining Qty	11:30:00	Buy Remaining Qty			
			20,000	5,700				
1,100	5,200		200	5,500				
Exp exe Price	5,000	98,500	Exp exe Price	5,250	300			
	4,950	52,700		5,200	400			
Exp exe Qty	4,900	74,500	Exp exe Qty	5,100	3,700			
	4,850	20,000		5,050	6,000			
	4,800	17,400		5,000	59,300			
1,100	Total	269,600	20,200	Total	91,100			
Opening Price	5,000		Opening Price	5,500				
High Price	5,200		High Price	5,500				
Low Price	5,000		Low Price	5,500				
Price Limit	5,500	4,500	Price Limit	6,050	4,950			
Vientiane 11:34:50								
LA3000030004 LWPC			LA3000040003 PTL			LA3000050002 SVN		
Current			Current			Current		
5,900			2,500			2,700		
Volume			Volume			Volume		
0			0			0		
Previous Day Closing Price			Previous Day Closing Price			Previous Day Closing Price		
5,900			2,500			2,700		
Change			Change			Change		
0			0			0		
Turnover			Turnover			Turnover		
0			0			0		
Sell Remaining Qty	00:00:00	Buy Remaining Qty	Sell Remaining Qty	11:30:00	Buy Remaining Qty	Sell Remaining Qty	11:30:00	Buy Remaining Qty
			7,100	2,700				
			600	2,550				
			28,500	2,500				
Exp exe Price			Exp exe Price			Exp exe Price	2,700	7,000
Exp exe Qty			Exp exe Qty			Exp exe Qty		
	Total		36,200	Total			Total	7,000
Opening Price	0		Opening Price	0		Opening Price	0	
High Price	0		High Price	0		High Price	0	
Low Price	0		Low Price	0		Low Price	0	
Price Limit	6,450	5,350	Price Limit	2,750	2,250	Price Limit	2,950	2,450

Company profile

EDL-Generation Public company

Sector: Energy
Major products : Electricity

EDL-Gen

Highest of 52 weeks: 6,400 Kip

Lowest of 52 weeks: 4,700 Kip

Paid-up shares: 1,679,303,697 Shares

Foreign limit for one individual not exceed 1% or

All foreign limit not exceed 25% or

Foreign Orderable Volume: 195,130,286 Shares

Remaining ratio for foreign investors' shareholding: 11.62%

6,400 Kip

4,700 Kip

1,679,303,697 Shares

16,793,037 Shares

419,825,924 Shares

195,130,286 Shares

11.62%

Company profile

Banque Pour Le Commerce Exterior Lao Public

Sector: Banking

Major products : Loans, FX Exchange, L/C, L/G, Card and Other Banking products and services

BCEL

Highest of 52 weeks: 5,750 Kip

Lowest of 52 weeks: 4,200 Kip

Paid-up shares: 136,577,600 Shares

Foreign limit for one individual not exceed 1% or

All foreign limit not exceed 10% or

Foreign Orderable Volume: 760,653 Shares

Remaining ratio for foreign investors' shareholding: 0.56%

5,750 Kip

4,200 Kip

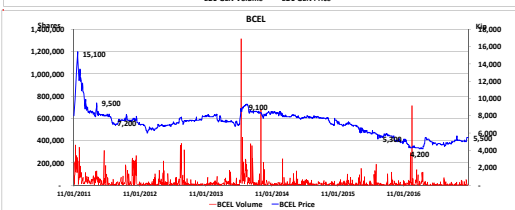
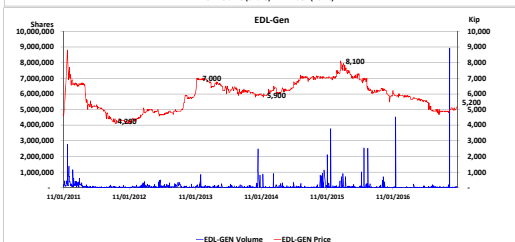
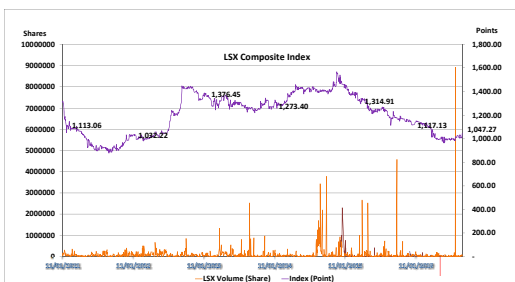
136,577,600 Shares

1,365,776 Shares

13,657,760 Shares

760,653 Shares

0.56%



[Company profile](#)

Lao World Public Company (LWPC)

Sector: Property

Major business : trade, exhibition and convention center, Supermarket, cinema, bowling and other

[LWPC](#)

Highest of 52 weeks:

7,800 Kip

Lowest of 52 weeks:

5,900 Kip

Paid-up shares:

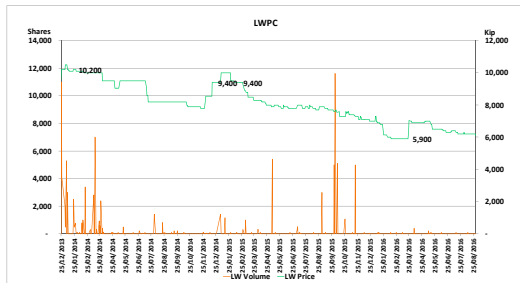
39,560,909 Shares

Foreign Orderable Volume:

38,458,237

Remaining ratio for foreign investors' shareholding:

97.21%



[Company profile](#)

Petroleum Trading Lao Public Company (PTL)

Sector: Trading

Major business : Importing and distributing fuels and petroleum products in full range service throughout Lao PDR

[PTL](#)

Highest of 52 weeks:

3,300 Kip

Lowest of 52 weeks:

2,300 Kip

Paid-up shares:

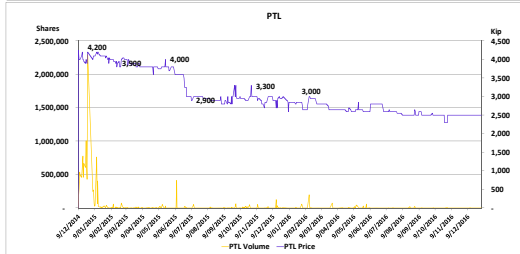
235,000,000 Shares

Foreign Orderable Volume:

205,254,946

Remaining ratio for foreign investors' shareholding:

87.34%



[Company profile](#)

Souavany Home Center Public Company (SVN)

Sector: Trading

Major business : Importing and distributing construction materials and home decoration through showroom in Lao PDR

[SVN](#)

Highest of 52 weeks:

3,400 Kip

Lowest of 52 weeks:

2,700 Kip

Paid-up shares:

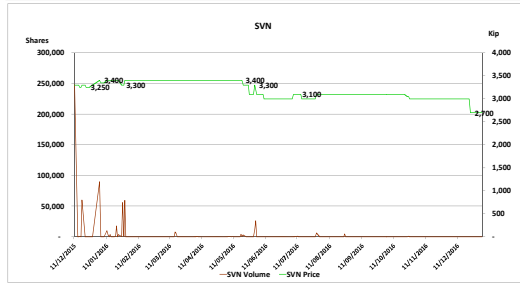
165,000,000 Shares

Foreign Orderable Volume:

158,065,044 Shares

Remaining ratio for foreign investors' shareholding:

95.80%



Last 30 days trading information / ຂໍ້ມູນການຊື້-ຂາຍຮຸ້ນ 30 ວັນ (ຄົ້ນຫຼັງ)

No. ລະດັບ	Date ວັນທີ	Index / ດັດຊະນີ			EDL-GEN / ຜ-ຟຟລ			BCEL / ຫຸດຕລ			LWPC / ລາວເລີນ			PTL/ປທລ			SVN/ສວນ		
		Current Index ດັດຊະນີ	Change ປ່ຽນແປງ (%)	Trading Value ມູນຄ່າການຊື້-ຂາຍ (Kip)	Closing Price ລາຄາຫາຍືດ (Kip)	Change ປ່ຽນແປງ (Kip)	Trading Volume ປະລິມານການຊື້-ຂາຍຮຸ້ນ	Closing Price ລາຄາຫາຍືດ (Kip)	Change ປ່ຽນແປງ (Kip)	Trading Volume ປະລິມານການຊື້-ຂາຍຮຸ້ນ	Closing Price ລາຄາຫາຍືດ (Kip)	Change ປ່ຽນແປງ (Kip)	Trading Volume ປະລິມານການຊື້-ຂາຍຮຸ້ນ	Closing Price ລາຄາຫາຍືດ (Kip)	Change ປ່ຽນແປງ (Kip)	Trading Volume ປະລິມານການຊື້-ຂາຍຮຸ້ນ	Closing Price ລາຄາຫາຍືດ (Kip)	Change ປ່ຽນແປງ (Kip)	Trading Volume ປະລິມານການຊື້-ຂາຍຮຸ້ນ
1	03.01.17	1,047.27	↑ 3.23%	104,600,000	5,200	↑ 200	19,900	5,500	→ -	300	5,900	→ -	-	2,500	→ -	-	2,700	→ -	-
2	27.12.16	1,014.55	→ 0.00%	468,390,000	5,000	→ -	93,700	5,500	→ -	-	5,900	→ -	-	2,500	→ -	-	2,700	→ -	-
3	26.12.16	1,014.55	↑ 0.59%	270,470,000	5,000	→ -	33,400	5,500	↑ 450	18,900	5,900	→ -	-	2,500	→ -	-	2,700	→ -	-
4	23.12.16	1,008.56	↓ -0.41%	261,345,000	5,000	→ -	1,000	5,050	↑ 50	47,700	5,900	→ -	-	2,500	→ -	-	2,700	↓ 300	300
5	22.12.16	1,012.72	↑ 0.75%	105,910,000	5,000	↑ 50	19,000	5,000	↓ 50	2,200	5,900	→ -	-	2,500	→ -	-	3,000	→ -	-
6	21.12.16	1,005.20	↓ -2.38%	58,905,000	4,950	↓ 150	11,900	5,050	→ -	-	5,900	→ -	-	2,500	→ -	-	3,000	→ -	-
7	20.12.16	1,029.74	→ 0.00%	21,215,000	5,100	→ -	-	5,050	→ -	4,200	5,900	→ -	-	2,500	→ -	-	3,000	→ -	-
8	19.12.16	1,029.74	→ 0.00%	279,540,000	5,100	→ -	55,900	5,050	→ -	-	5,900	→ -	-	2,500	→ -	-	3,000	→ -	-
9	16.12.16	1,029.74	↓ -0.19%	12,185,000	5,100	→ -	800	5,050	↓ 150	1,600	5,900	→ -	-	2,500	→ -	-	3,000	→ -	-
10	15.12.16	1,031.74	↑ 2.71%	26,560,000	5,100	↑ 150	5,200	5,200	↑ 200	100	5,900	→ -	-	2,500	→ -	-	3,000	→ -	-
11	14.12.16	1,004.54	→ 0.00%	116,990,000	4,950	→ -	4,500	5,000	→ -	18,900	5,900	→ -	-	2,500	→ -	-	3,000	→ -	-
12	13.12.16	1,004.54	↓ -0.94%	19,950,000	4,950	↓ 50	1,000	5,000	↓ 100	500	5,900	→ -	-	2,500	→ -	5,000	3,000	→ -	-
13	12.12.16	1,014.05	→ 0.00%	183,020,000	5,000	→ -	4,400	5,100	→ -	31,900	5,900	→ -	-	2,500	→ -	-	3,000	→ -	-
14	09.12.16	1,014.05	→ 0.00%	23,500,000	5,000	→ -	4,700	5,100	→ -	-	5,900	→ -	-	2,500	→ -	-	3,000	→ -	-
15	08.12.16	1,014.05	↓ -1.40%	267,410,000	5,000	↓ 100	53,300	5,100	→ -	200	5,900	↑ 500	100	2,500	→ -	100	3,000	→ -	-
16	07.12.16	1,028.48	→ 0.00%	5,550,000	5,100	→ -	400	5,100	→ -	700	5,400	→ -	-	2,500	→ -	-	3,000	→ -	-
17	06.12.16	1,028.48	→ 0.00%	34,170,000	5,100	→ -	6,300	5,100	→ -	400	5,400	→ -	-	2,500	→ -	-	3,000	→ -	-
18	05.12.16	1,028.48	→ 0.00%	1,320,000	5,100	→ -	100	5,100	→ -	100	5,400	→ -	-	2,500	→ -	-	3,000	→ -	100
19	01.12.16	1,028.48	↑ 0.13%	2,040,000	5,100	→ -	300	5,100	↑ 100	100	5,400	→ -	-	2,500	→ -	-	3,000	→ -	-
20	30.11.16	1,027.15	↑ 1.49%	297,320,000	5,100	↑ 100	22,300	5,000	↓ 100	36,100	5,400	→ -	-	2,500	→ -	200	3,000	→ -	-
21	29.11.16	1,012.12	↓ -0.23%	40,370,000	5,000	→ -	1,600	5,100	→ -	-	5,400	↓ 600	6,000	2,500	→ -	-	3,000	→ -	-
22	28.11.16	1,014.43	→ 0.00%	9,925,000	5,000	→ -	2,000	5,100	→ -	-	6,000	→ -	-	2,500	→ -	-	3,000	→ -	-
23	25.11.16	1,014.43	→ 0.00%	210,860,000	5,000	→ -	-	5,100	→ -	42,100	6,000	→ -	-	2,500	→ -	-	3,000	→ -	-
24	24.11.16	1,014.43	↓ -0.07%	33,000,000	5,000	→ -	6,600	5,100	↓ 50	-	6,000	→ -	-	2,500	→ -	-	3,000	→ -	-
25	23.11.16	1,015.10	↓ -0.04%	57,505,000	5,000	→ -	11,500	5,150	→ -	-	6,000	↓ 100	-	2,500	→ -	-	3,000	→ -	-
26	22.11.16	1,015.48	↑ 1.64%	44,445,235,000	5,000	↑ 100	8,922,200	5,150	→ -	2,200	6,100	→ -	-	2,500	→ -	400	3,000	→ -	-
27	21.11.16	999.12	↑ 1.66%	9,735,000	4,900	↑ 100	200	5,150	→ -	1,700	6,100	→ -	-	2,500	→ -	-	3,000	→ -	-
28	18.11.16	982.76	→ 0.00%	271,625,000	4,800	→ -	50,000	5,150	→ -	6,200	6,100	→ -	-	2,500	→ -	-	3,000	→ -	-
29	17.11.16	982.76	↓ -0.83%	536,435,000	4,800	↓ 50	108,500	5,150	→ -	2,300	6,100	→ -	-	2,500	→ -	-	3,000	→ -	-
30	16.11.16	990.94	↑ 0.76%	112,785,000	4,850	↑ 50	-	5,150	↓ 50	21,900	6,100	→ -	-	2,500	→ -	-	3,000	→ -	-