

## Trade Summary

Resuming trading on Tuesday after the long holiday of Pi Mai Lao, LSX index went down 49.08 points to touch 1,047.38 points. In addition, Lao Stock market traded only 7,400 shares and worth about 38 million kip. The hydropower stock, EDL-Gen lost 300 kip to 5,200 kip with 7,200 shares. SVN had changed hands 200 shares, closing at the same price of 2,900kip. Moreover, BCEL, LWPC and PTL had no volume with price unchanged.

## Listed Company

Stock	Details	Date
EDL-Gen	<b>Dividend/Share</b>	<b>160 Kip/Share</b>
	Dividend Record	12-Apr-17
	XD	11-Apr-17
	<b>Dividend payment</b>	<b>28-Apr-17</b>
	Meeting right Record	03-Mar-17
	XM	02-Mar-17
	<b>Meeting date (Annual General Shareholders' Meeting)</b>	<b>06-Apr-17</b>
BCEL	<b>Dividend/Share</b>	<b>614kip/Share</b>
	Dividend Record	03-Apr-17
	XD	31-Mar-17
	<b>Dividend payment</b>	
	Meeting right Record	03-Apr-17
	XM	31-Mar-17
	<b>Meeting date (Annual General Shareholders' Meeting)</b>	<b>28-Apr-17</b>
SVN	<b>Dividend/Share</b>	<b>20 Kip/Share</b>
	Dividend Record	09-Mar-17
	XD	07-Mar-17
	<b>Dividend payment</b>	<b>03-May-17</b>
	Meeting right Record	09-Mar-17
	XM	07-Mar-17
	<b>Meeting date (Annual General Shareholders' Meeting)</b>	<b>07-Apr-17</b>
PTL	<b>Dividend/Share</b>	
	Dividend Record	24-Mar-17
	XD	23-Mar-17
	<b>Dividend payment</b>	
	Meeting right Record	24-Mar-17
	XM	23-Mar-17
	<b>Meeting date (Annual General Shareholders' Meeting)</b>	<b>27-Apr-17</b>
LWPC	<b>Dividend/Share</b>	<b>100 Kip/Share</b>
	Dividend Record	10-Apr-17
	XD	07-Apr-17
	<b>Dividend payment</b>	<b>29-May-17</b>
	Meeting right Record	23-Mar-17
	XM	22-Mar-17
	<b>Meeting date (Annual General Shareholders' Meeting)</b>	<b>28-Apr-17</b>

## Market Summary

	Last	18.04.2017	Change
LSX Index (Point)	1,096.46	1,047.38	↓ -49.08
Trading Value (LAK)	80,400,000	38,020,000	↓ - 42,380,000
Market Cap. (LAK m)	11,457,878	10,954,087	↓ - 503,791
52-Week High/Low	963.74/1,277.40		

## Daily Turnover by Investor Types (LAKm)

	Buy	Sell	Net purchase
General Corporations	-	-	-
Individuals	2	38	- 36
Foreigners	36	-	36
Securities Companies	-	-	-
Others	-	-	-
	<b>0</b>	<b>0</b>	<b>0</b>

## Turnover by Investor Types (LAKm) (Month-to-date)

	Buy	Sell	Net purchase
General Corp	-	-	-
Individuals	221	816	- 595
Foreigners	4,189	3,808	381
Securities Companies	349	135	214
Others	-	-	-
<b>Total</b>	<b>4,758</b>	<b>4,758</b>	<b>-</b>

## Trading Volume (Shares)

	Closing price	Change (LAK)	18.04.2017	Change (Shr)
EDL-GEN	5,200	↓ -	300	7,200
BCEL	5,200	⇒	-	- 15,100
LWPC	9,100	⇒	-	-
PTL	2,000	⇒	-	- 100
SVN	2,900	⇒	-	200
<b>TOTAL</b>				<b>- 8,200</b>

## General News

### April-16 (BOL)

CPI	102.30
Inflation rate	1.84%
BOL Interest Rate (%) 2 weeks-1year	10.63%

## Fixed Deposit Account 12 Months (For individual-BCEL)

LAK	5.72%
USD	3.40%
THB	3.15%

## Foreign Exchange Rates (BCEL)

18.04.2017

Currency	Buy	Sell
US Dollar	8,189	8,229
Thai Baht	238.75	240.53
Euro	8,702	8,746

BCEL-KT Securities Company limited  
Tel : 021-265480

**Opening Session**

LA3000020005	EDL-Gen	LA3000010006	BCEL	London 02:02:13	Vientiane 09:02:13
Current	5,500	Current	5,200		
Volume	0	Volume	0		
Previous Day Closing Price	5,500	Previous Day Closing Price	5,200		
Change	0	Change	0		
Turnover	0	Turnover	0		
<b>Sell Remaining Qty</b>	<b>09:00:00</b>	<b>Buy Remaining Qty</b>	<b>Sell Remaining Qty</b>	<b>09:00:00</b>	<b>Buy Remaining Qty</b>
			1,000	5,600	
			10,000	5,550	
			12,300	5,500	
			6,700	5,300	
1,000	5,600		43,600	5,200	
18,400	5,500				
Exp exe Price	5,200	7,000	Exp exe Price	5,000	7,400
	5,150	12,000		4,950	40,100
Exp exe Qty	5,100	10,000	Exp exe Qty	4,900	10,000
	5,050	10,000		4,850	4,600
	5,000	11,400			
19,400	Total	70,400	73,600	Total	62,100
Opening Price	0	Opening Price	0		
High Price	0	High Price	0		
Low Price	0	Low Price	0		
Price Limit	6,050	4,950	Price Limit	5,700	4,700

LA3000030004	LWPC	LA3000040003	PTL	London 02:02:36	Vientiane 09:02:36	LA3000050002	SVN
Current	9,100	Current	2,000	Current	2,900		
Volume	0	Volume	0	Volume	0		
Previous Day Closing Price	9,100	Previous Day Closing Price	2,000	Previous Day Closing Price	2,900		
Change	0	Change	0	Change	0		
Turnover	0	Turnover	0	Turnover	0		
<b>Sell Remaining Qty</b>	<b>09:00:00</b>	<b>Buy Remaining Qty</b>	<b>Sell Remaining Qty</b>	<b>09:00:00</b>	<b>Buy Remaining Qty</b>	<b>Sell Remaining Qty</b>	<b>09:01:24</b>
						3,400	3,100
			200	2,200		9,100	3,000
9,900	10,000		26,500	2,000		1,200	2,900
700	9,400						
Exp exe Price			Exp exe Price			Exp exe Price	
Exp exe Qty			Exp exe Qty			Exp exe Qty	
10,600	Total		26,700	Total		13,700	Total
Opening Price	0	Opening Price	0	Opening Price	0		
High Price	0	High Price	0	High Price	0		
Low Price	0	Low Price	0	Low Price	0		
Price Limit	10,000	8,200	Price Limit	2,200	1,800	Price Limit	3,150
							2,650

Closing Session

LA3000020005 EDL-Gen			LA3000010006 BCEL		
Current		5,200	Current		5,200
Volume		7,200	Volume		0
Previous Day Closing Price		5,500	Previous Day Closing Price		5,200
Change	▼	300	Change		0
Turnover		37,440,000	Turnover		0

Sell Remaining Qty	11:30:00	Buy Remaining Qty	Sell Remaining Qty	11:30:00	Buy Remaining Qty
			1,000	5,600	
1,000	5,600		10,000	5,550	
18,400	5,500		12,300	5,500	
11,800	5,200		6,700	5,300	
			43,600	5,200	
Exp exe Price	5,150	12,000	Exp exe Price	5,100	200
	5,100	10,000		5,000	12,400
Exp exe Qty	5,050	10,000	Exp exe Qty	4,950	40,100
	5,000	11,400		4,900	10,000
	4,950	20,000		4,850	4,600
31,200	Total	63,400	73,600	Total	67,300

Opening Price		5,200	Opening Price		0
High Price		5,200	High Price		0
Low Price		5,200	Low Price		0
Price Limit	6,050	4,950	Price Limit	5,700	4,700

LA3000030004 LWPC			LA3000040003 PTL			LA3000050002 SVN		
Current		9,100	Current		2,000	Current		2,900
Volume		0	Volume		0	Volume		200
Previous Day Closing Price		9,100	Previous Day Closing Price		2,000	Previous Day Closing Price		2,900
Change		0	Change		0	Change		0
Turnover		0	Turnover		0	Turnover		580,000

Sell Remaining Qty	11:30:00	Buy Remaining Qty	Sell Remaining Qty	11:30:00	Buy Remaining Qty	Sell Remaining Qty	11:30:00	Buy Remaining Qty
9,900	10,000					3,400	3,100	
11,900	9,500		200	2,200		9,100	3,000	
700	9,400		26,500	2,000		1,000	2,900	
Exp exe Price			Exp exe Price			Exp exe Price		
Exp exe Qty			Exp exe Qty			Exp exe Qty		
22,500	Total		26,700	Total		13,500	Total	

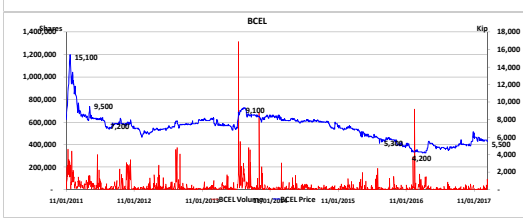
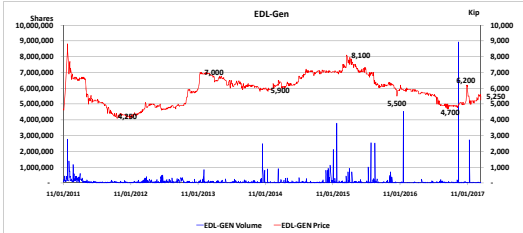
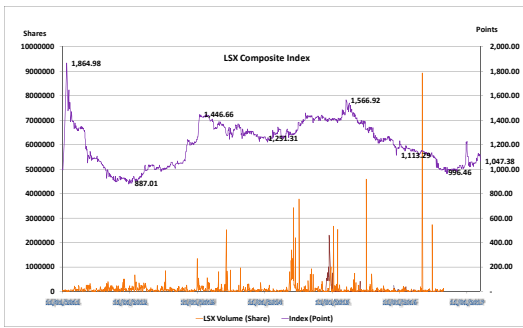
  

Opening Price		0	Opening Price		0	Opening Price		2,900
High Price		0	High Price		0	High Price		2,900
Low Price		0	Low Price		0	Low Price		2,900
Price Limit	10,000	8,200	Price Limit	2,200	1,800	Price Limit	3,150	2,650









**Company profile**

EDL-Generation Public company  
Sector: Energy

Major products : Electricity

**EDL-Gen**

Highest of 52 weeks:

6,400 Kip

Lowest of 52 weeks:

4,700 Kip

Paid-up shares:

1,679,303,697 Shares

Foreign limit for one individual not exceed 1% or

16,793,037 Shares

All foreign limit not exceed 25% or

419,825,928 Shares

Foreign Orderable Volume:

197,400,043 Shares

Remaining ratio for foreign investors' shareholding:

11.75%

**Company profile**

Banque Pour Le Commerce Exterior Lao Public

Sector: Banking

Major products : Loans, FX Exchange, L.C, L.G, Card and Other Banking products and services

**BCEL**

Highest of 52 weeks:

5,750 Kip

Lowest of 52 weeks:

4,200 Kip

Paid-up shares:

136,577,600 Shares

Foreign limit for one individual not exceed 1% or

1,365,776 Shares

All foreign limit not exceed 10% or

13,657,760 Shares

Foreign Orderable Volume:

989,674 Shares

Remaining ratio for foreign investors' shareholding:

0.72%

[Company profile](#)

Lao World Public Company (LWPC)

Sector: Property

Major business : trade, exhibition and convention center, Supermarket, cinema, bowling and other

[LWPC](#)

Highest of 52 weeks:

9,100 Kip

Lowest of 52 weeks:

5,900 Kip

Paid-up shares:

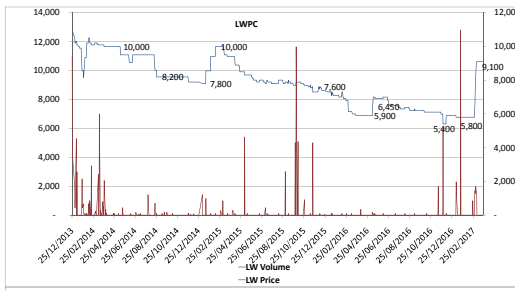
39,560,909 Shares

Foreign Orderable Volume:

38,462,928

Remaining ratio for foreign investors' shareholding:

97.23%



[Company profile](#)

Petroleum Trading Lao Public Company (PTL)

Sector: Trading

Major business : Importing and distributing fuels and petroleum products in full range service throughout Lao PDR

[PTL](#)

Highest of 52 weeks:

3,300 Kip

Lowest of 52 weeks:

2,100 Kip

Paid-up shares:

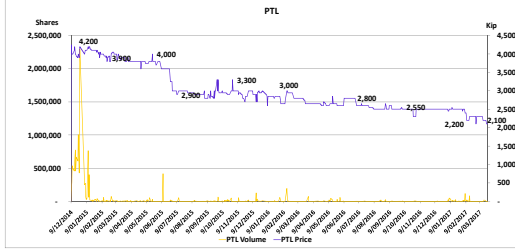
235,000,000 Shares

Foreign Orderable Volume:

205,231,882

Remaining ratio for foreign investors' shareholding:

87.33%



[Company profile](#)

Souavany Home Center Public Company (SVN)

Sector: Trading

Major business : Importing and distributing construction materials and home decoration through showroom in Lao PDR

[SVN](#)

Highest of 52 weeks:

3,400 Kip

Lowest of 52 weeks:

2,700 Kip

Paid-up shares:

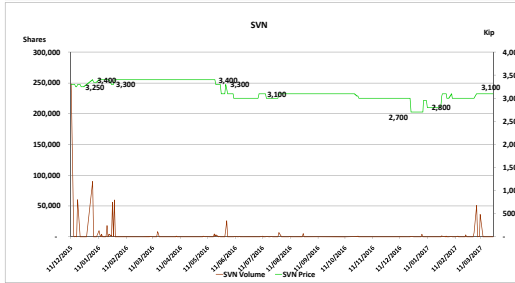
165,000,000 Shares

Foreign Orderable Volume:

158,074,644 Shares

Remaining ratio for foreign investors' shareholding:

95.80%





Last 30 days trading information / ຂໍ້ມູນການຊື້-ຂາຍຮຸ້ນ 30 ວັນ (ຄົ້ນຫຼັງ)

No. ລະດັບ	Date ວັນທີ	Index / ດັດຊະນີ			EDL-GEN / ຕ-ຟຟລ			BCEL / ທຄຕລ			LWPC /ລາວເວີນ			PTL/ປທລ			SVN/ສວນ		
		Current Index ດັດຊະນີ	Change ປ່ຽນແປງ (%)	Trading Value ມູນຄ່າການຊື້-ຂາຍ (Kip)	Closing Price ລາຄາປິດ (Kip)	Change ປ່ຽນແປງ (Kip)	Trading Volume ປະລິມານການຊື້-ຂາຍຮຸ້ນ	Closing Price ລາຄາປິດ (Kip)	Change ປ່ຽນແປງ (Kip)	Trading Volume ປະລິມານການຊື້-ຂາຍຮຸ້ນ	Closing Price ລາຄາປິດ (Kip)	Change ປ່ຽນແປງ (Kip)	Trading Volume ປະລິມານການຊື້-ຂາຍຮຸ້ນ	Closing Price ລາຄາປິດ (Kip)	Change ປ່ຽນແປງ (Kip)	Trading Volume ປະລິມານການຊື້-ຂາຍຮຸ້ນ	Closing Price ລາຄາປິດ (Kip)	Change ປ່ຽນແປງ (Kip)	Trading Volume ປະລິມານການຊື້-ຂາຍຮຸ້ນ
1	18.04.17	1,047.38	↓ -4.48%	38,020,000	5,200	↓ 300	7,200	5,200	→ -	-	9,100	→ -	-	2,000	→ -	-	2,900	→ -	200
2	12.04.17	1,096.46	↑ 4.95%	80,400,000	5,500	↑ 300	200	5,200	↑ 200	15,100	9,100	→ -	-	2,000	→ -	100	2,900	→ -	200
3	11.04.17	1,044.71	↓ -4.72%	131,335,000	5,200	↓ 300	2,100	5,000	↓ 200	24,000	9,100	→ -	-	2,000	→ -	-	2,900	→ -	-
4	10.04.17	1,096.46	↑ 1.36%	79,675,000	5,500	↑ 100	2,400	5,200	→ -	12,800	9,100	→ -	-	2,000	→ -	-	2,900	↓ 100	-
5	07.04.17	1,081.70	↓ -0.75%	228,540,000	5,400	↓ 50	42,200	5,200	→ -	-	9,100	→ -	-	2,000	→ -	-	3,000	→ -	-
6	06.04.17	1,089.88	↑ 1.13%	18,045,000	5,450	↑ 50	300	5,200	↑ 300	3,100	9,100	→ -	-	2,000	→ -	300	3,000	→ -	100
7	05.04.17	1,077.71	↓ -0.58%	413,590,000	5,400	→ -	200	4,900	↓ 300	82,400	9,100	→ -	-	2,000	↓ 100	2,500	3,000	→ -	-
8	04.04.17	1,083.99	↑ 2.03%	3,709,975,000	5,400	↑ 150	684,200	5,200	↓ 100	2,300	9,100	→ -	-	2,100	→ -	1,500	3,000	↓ 100	200
9	03.04.17	1,062.39	↓ -2.44%	58,810,000	5,250	↓ 150	11,200	5,300	↓ 150	-	9,100	→ -	-	2,100	→ -	-	3,100	→ -	-
10	31.03.17	1,088.93	↑ 3.03%	540,000	5,400	↑ 200	100	5,450	↓ 50	-	9,100	→ -	-	2,100	→ -	-	3,100	→ -	-
11	30.03.17	1,056.87	↓ -4.50%	727,220,000	5,200	↓ 300	7,200	5,500	↓ 50	125,200	9,100	→ -	-	2,100	→ -	-	3,100	→ -	-
12	29.03.17	1,106.62	↑ 3.84%	653,025,000	5,500	↑ 250	49,200	5,550	→ -	72,100	9,100	→ -	-	2,100	→ -	-	3,100	→ -	-
13	28.03.17	1,065.72	→ 0.00%	233,385,000	5,250	→ -	13,400	5,550	→ -	29,300	9,100	→ -	-	2,100	→ -	200	3,100	→ -	-
14	27.03.17	1,065.72	↑ 0.06%	547,970,000	5,250	→ -	97,500	5,550	↑ 50	1,000	9,100	→ -	-	2,100	→ -	18,000	3,100	→ -	-
15	24.03.17	1,065.05	↓ -3.70%	268,600,000	5,250	↓ 250	10,800	5,500	→ -	38,500	9,100	→ -	-	2,100	→ -	-	3,100	→ -	-
16	23.03.17	1,105.95	↓ -1.46%	166,650,000	5,500	↓ 100	100	5,500	→ -	30,200	9,100	→ -	-	2,100	→ -	-	3,100	→ -	-
17	22.03.17	1,122.31	↑ 1.27%	727,585,000	5,600	↑ 100	41,400	5,500	→ -	92,200	9,100	→ -	-	2,100	↓ 100	200	3,100	→ -	-
18	21.03.17	1,108.24	↓ -0.18%	62,495,000	5,500	→ -	2,400	5,500	↓ 150	9,000	9,100	→ -	-	2,200	→ -	-	3,100	→ -	-
19	20.03.17	1,110.24	↓ -0.73%	62,925,000	5,500	↓ 50	7,000	5,650	→ -	1,100	9,100	→ -	-	2,200	→ -	9,100	3,100	→ -	-
20	17.03.17	1,118.42	↑ 0.74%	357,355,000	5,550	↑ 50	16,000	5,650	→ -	41,100	9,100	→ -	-	2,200	→ -	20,100	3,100	→ -	-
21	16.03.17	1,110.24	→ 0.00%	38,745,000	5,500	→ -	6,900	5,650	→ -	100	9,100	→ -	-	2,200	→ -	100	3,100	→ -	-
22	15.03.17	1,110.24	↓ -0.21%	47,965,000	5,500	→ -	4,500	5,650	→ -	4,100	9,100	→ -	-	2,200	↓ 100	200	3,100	→ -	-
23	14.03.17	1,112.53	↓ -1.45%	84,550,000	5,500	↓ 100	2,900	5,650	→ -	12,200	9,100	→ -	-	2,300	→ -	-	3,100	→ -	-
24	13.03.17	1,128.89	↑ 1.47%	218,175,000	5,600	↑ 100	38,600	5,650	→ -	1,100	9,100	→ -	-	2,300	→ -	-	3,100	→ -	-
25	10.03.17	1,112.53	↑ 3.03%	190,020,000	5,500	↑ 200	13,000	5,650	→ -	1,000	9,100	→ -	-	2,300	→ -	-	3,100	→ -	36,500
26	09.03.17	1,079.81	↑ 0.76%	10,225,000	5,300	↑ 50	-	5,650	→ -	1,700	9,100	→ -	-	2,300	→ -	-	3,100	→ -	200
27	07.03.17	1,071.63	↑ 0.19%	350,625,000	5,250	→ -	41,800	5,650	↑ 150	23,300	9,100	→ -	-	2,300	→ -	-	3,100	→ -	-
28	06.03.17	1,069.63	↓ -1.82%	172,865,000	5,250	↓ 150	200	5,500	→ -	300	9,100	↑ 800	1,500	2,300	→ -	-	3,100	↑ 100	50,600
29	03.03.17	1,089.48	↑ 2.45%	400,410,000	5,400	↑ 150	31,800	5,500	↓ 100	35,600	8,300	↑ 750	2,000	2,300	→ -	-	3,000	→ -	6,900
30	02.03.17	1,063.38	↑ 0.54%	38,300,000	5,250	→ -	400	5,600	↓ 100	4,400	7,550	↑ 650	1,500	2,300	↑ 200	100	3,000	→ -	-