

Trade Summary

At the end of the week, Lao securities Exchange went down 0.75% or 8.18 points to 1,081.70 points, form decreasing of the heavyweight stock. EDL-Gen dropped by 50 kip to finish at 5,400 kip, with the total trading volume of total 42,200 shares matched, while others stock were not matched. The total market turnover was worth around 229 million kip.

Listed Company

Stock	Details	Date
EDL-Gen	Dividend/Share	160 Kip/Share
	Dividend Reccord	12-Apr-17
	XD	11-Apr-17
	Dividend payment	28-Apr-17
	Meeting right Reccord	03-Mar-17
	XM	02-Mar-17
	Meeting date (Annual General Shareholders' Meeting)	06-Apr-17
BCEL	Dividend/Share	
	Dividend Reccord	03-Apr-17
	XD	31-Mar-17
	Dividend payment	
	Meeting right Reccord	03-Apr-17
	XM	31-Mar-17
Meeting date (Annual General Shareholders' Meeting)	28-Apr-17	
SVN	Dividend/Share	20 Kip/Share
	Dividend Reccord	09-Mar-17
	XD	07-Mar-17
	Dividend payment	03-May-17
	Meeting right Reccord	09-Mar-17
	XM	07-Mar-17
Meeting date (Annual General Shareholders' Meeting)	07-Apr-17	
PTL	Dividend/Share	
	Dividend Reccord	24-Mar-17
	XD	23-Mar-17
	Dividend payment	
	Meeting right Reccord	24-Mar-17
	XM	23-Mar-17
Meeting date (Annual General Shareholders' Meeting)	28-Apr-17	
LWPC	Dividend/Share	100 Kip/Share
	Dividend Reccord	10-Apr-17
	XD	07-Apr-17
	Dividend payment	29-May-17
	Meeting right Reccord	23-Mar-17
	XM	22-Mar-17
Meeting date (Annual General Shareholders' Meeting)	28-Apr-17	

Market Summary

	Last	07.04.2017	Change
LSX Index (Point)	1,089.88	1,081.70	↓ -8.18
Trading Value (LAK)	18,045,000	228,540,000	↑ 210,495,000
Market Cap. (LAK m)	11,397,413	11,313,448	↓- 83,965
52-Week High/Low	963.74/1,277.40		

Daily Turnover by Investor Types (LAKm)

	Buy	Sell	Net purchase
General Corporations	-	-	-
Individuals	-	158	- 158
Foreigners	229	70	158
Securities Companies	-	-	-
Others	-	-	-
	0	0	0

Turnover by Investor Types (LAKm) (Month-to-date)

	Buy	Sell	Net purchase
General Corp	-	-	-
Individuals	91	654	- 563
Foreigners	3,989	3,774	215
Securities Companies	349	1	348
Others	-	-	-
Total	4,429	4,429	-

Trading Volume (Shares)

	Closing price	Change (LAK)	07.04.2017	Change (Shr)
EDL-GEN	5,400	↓-	50	42,200
BCEL	5,200	⇒	-	-
LWPC	9,100	⇒	-	-
PTL	2,000	⇒	-	-
SVN	3,000	⇒	-	-
TOTAL				38,500

General News

April-16 (BOL)

CPI	102.30
Inflation rate	1.84%
BOL Interest Rate (%) 2 weeks-1year	10.63%

Fixed Deposit Account 12 Months (For individual-BCEL)

LAK	5.72%
USD	3.40%
THB	3.15%

Foreign Exchange Rates (BCEL)

07.04.2017

Currency	Buy	Sell
US Dollar	8,191	8,231
Thai Baht	237.08	238.86
Euro	8,711	8,754

BCEL-KT Securities Company limited
Tel : 021-265480

Opening Session

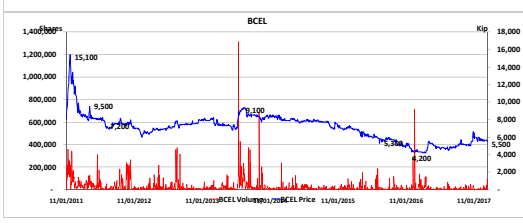
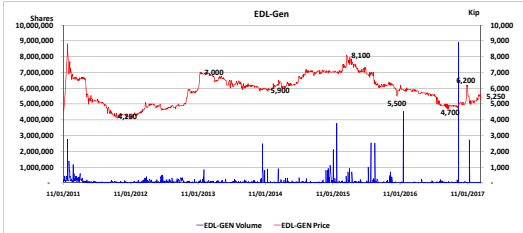
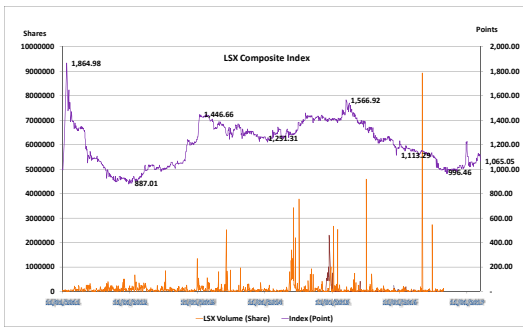
LA3000020005 EDL-Gen			LA3000010006 BCEL			London 02:04:52 Vientiane 09:04:32	
Current		5,400	Current		5,200		
Volume		1,000	Volume		0		
Previous Day Closing Price		5,450	Previous Day Closing Price		5,200		
Change		▼ 50	Change		0		
Turnover		5,400,000	Turnover		0		
Sell Remaining Qty	09:04:36	Buy Remaining Qty	Sell Remaining Qty	09:00:00	Buy Remaining Qty		
1,000	5,700		10,000	5,600			
11,400	5,600		10,000	5,550			
13,000	5,550		10,000	5,500			
20,100	5,500		5,000	5,400			
1,900	5,450		59,400	5,250			
Exp exe Price	5,400	1,300	Exp exe Price	5,000	15,000		
	5,350	1,400		4,950	8,100		
Exp exe Qty	5,300	10,200	Exp exe Qty	4,900	5,100		
	5,250	1,500		4,850	4,500		
	5,200	22,300					
47,400	Total	104,700	94,400	Total	32,700		
Opening Price		5,400	Opening Price		0		
High Price		5,400	High Price		0		
Low Price		5,400	Low Price		0		
Price Limit	5,950	4,950	Price Limit	5,700	4,700		

LA3000030004 LWPC			LA3000040003 PTL			London 02:04:54 Vientiane 09:04:54		LA3000050002 SVN			
Current		9,100	Current		2,000	Current		3,000			
Volume		0	Volume		0	Volume		0			
Previous Day Closing Price		9,100	Previous Day Closing Price		2,000	Previous Day Closing Price		3,000			
Change		0	Change		0	Change		0			
Turnover		0	Turnover		0	Turnover		0			
Sell Remaining Qty	09:00:00	Buy Remaining Qty	Sell Remaining Qty	09:00:00	Buy Remaining Qty	Sell Remaining Qty	09:00:00	Buy Remaining Qty			
9,900	10,000		200	2,200		3,500	3,100				
700	9,400		26,600	2,000		1,700	3,000				
Exp exe Price	9,100	100	Exp exe Price	1,900	200	Exp exe Price					
Exp exe Qty			Exp exe Qty			Exp exe Qty					
10,600	Total	100	26,800	Total	200	5,200	Total				
Opening Price		0	Opening Price		0	Opening Price		0			
High Price		0	High Price		0	High Price		0			
Low Price		0	Low Price		0	Low Price		0			
Price Limit	10,000	8,200	Price Limit	2,200	1,800	Price Limit	3,300	2,700			

Closing Session

LA300020005 EDL-Gen			LA300001006 BCEL		
Current		5,400	Current		5,200
Volume		42,200	Volume		0
Previous Day Closing Price		5,450	Previous Day Closing Price		5,200
Change	▼	50	Change		0
Turnover		228,540,000	Turnover		0
Sell Remaining Qty	11:30:00	Buy Remaining Qty	Sell Remaining Qty	11:30:00	Buy Remaining Qty
			10,000	5,500	
1,000	5,700		5,000	5,400	
11,400	5,600		6,700	5,300	
33,100	5,500		59,400	5,250	
1,700	5,450		2,400	5,200	
Exp exe Price	5,400	700	Exp exe Price	5,000	18,800
	5,350	2,400		4,950	48,200
Exp exe Qty	5,300	600	Exp exe Qty	4,900	5,100
	5,250	1,500		4,850	4,500
	5,200	22,800			
47,200	Total	96,900	103,500	Total	76,600
Opening Price		5,400	Opening Price		0
High Price		5,450	High Price		0
Low Price		5,400	Low Price		0
Price Limit	5,950	4,950	Price Limit	5,700	4,700

LA300003004 LWPC			LA300004003 PTL			LA300005002 SVN		
Current		9,100	Current		2,000	Current		3,000
Volume		0	Volume		0	Volume		0
Previous Day Closing Price		9,100	Previous Day Closing Price		2,000	Previous Day Closing Price		3,000
Change		0	Change		0	Change		0
Turnover		0	Turnover		0	Turnover		0
Sell Remaining Qty	11:30:00	Buy Remaining Qty	Sell Remaining Qty	11:30:00	Buy Remaining Qty	Sell Remaining Qty	11:30:00	Buy Remaining Qty
9,900	10,000		200	2,200		3,500	3,100	
700	9,400		26,600	2,000		1,700	3,000	
Exp exe Price	9,100	100	Exp exe Price	1,900	200	Exp exe Price		
Exp exe Qty			Exp exe Qty			Exp exe Qty		
10,600	Total	100	26,800	Total	200	5,200	Total	
Opening Price		0	Opening Price		0	Opening Price		0
High Price		0	High Price		0	High Price		0
Low Price		0	Low Price		0	Low Price		0
Price Limit	10,000	8,200	Price Limit	2,200	1,800	Price Limit	3,300	2,700



Company profile

EDL-Generation Public company
Sector: Energy

Major products : Electricity

EDL-Gen

Highest of 52 weeks:

6,400 Kip

Lowest of 52 weeks:

4,700 Kip

Paid-up shares:

1,679,303,697 Shares

Foreign limit for one individual not exceed 1% or

16,793,037 Shares

All foreign limit not exceed 25% or

419,825,928 Shares

Foreign Orderable Volume:

197,409,143 Shares

Remaining ratio for foreign investors' shareholding:

11.76%

Company profile

Banque Pour Le Commerce Extérieur Lao Public

Sector: Banking

Major products : Loans, FX Exchange, L.C, L.G, Card and Other Banking products and services

BCEL

Highest of 52 weeks:

5,750 Kip

Lowest of 52 weeks:

4,200 Kip

Paid-up shares:

136,577,600 Shares

Foreign limit for one individual not exceed 1% or

1,365,776 Shares

All foreign limit not exceed 10% or

13,657,760 Shares

Foreign Orderable Volume:

1,012,274 Shares

Remaining ratio for foreign investors' shareholding:

0.74%

[Company profile](#)

Lao World Public Company (LWPC)

Sector: Property

Major business : trade, exhibition and convention center, Supermarket, cinema, bowling and other

[LWPC](#)

Highest of 52 weeks:

9,100 Kip

Lowest of 52 weeks:

5,900 Kip

Paid-up shares:

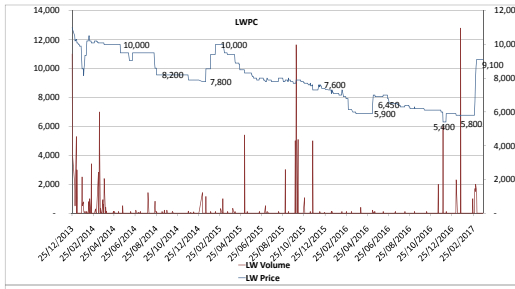
39,560,909 Shares

Foreign Orderable Volume:

38,462,928

Remaining ratio for foreign investors' shareholding:

97.23%



[Company profile](#)

Petroleum Trading Lao Public Company (PTL)

Sector: Trading

Major business : Importing and distributing fuels and petroleum products in full range service throughout Lao PDR

[PTL](#)

Highest of 52 weeks:

3,300 Kip

Lowest of 52 weeks:

2,100 Kip

Paid-up shares:

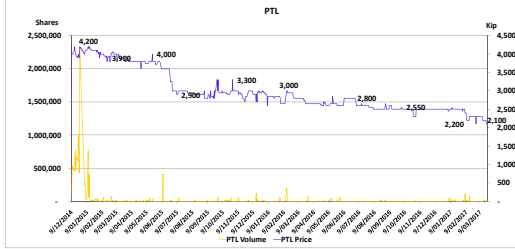
235,000,000 Shares

Foreign Orderable Volume:

205,231,882

Remaining ratio for foreign investors' shareholding:

87.33%



[Company profile](#)

Souavany Home Center Public Company (SVN)

Sector: Trading

Major business : Importing and distributing construction materials and home decoration through showroom in Lao PDR

[SVN](#)

Highest of 52 weeks:

3,400 Kip

Lowest of 52 weeks:

2,700 Kip

Paid-up shares:

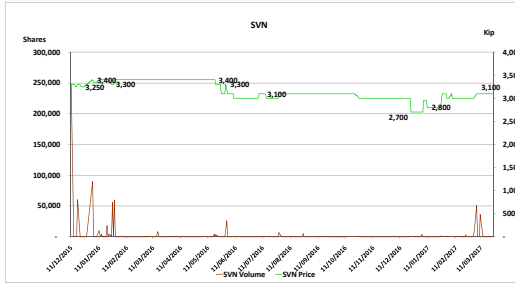
165,000,000 Shares

Foreign Orderable Volume:

158,074,644 Shares

Remaining ratio for foreign investors' shareholding:

95.80%



Last 30 days trading information / ຂໍ້ມູນການຊື້-ຂາຍຮຸ້ນ 30 ວັນ (ຄົ້ນຫຼັງ)

No. ລະດັບ	Date ວັນທີ	Index / ດັດຊະນີ			EDL-GEN / ຕ-ຟຟລ			BCEL / ທຄຕລ			LWPC /ລາວເວີນ			PTL/ປທລ			SVN/ສວນ		
		Current Index ດັດຊະນີ	Change ປ່ຽນແປງ (%)	Trading Value ມູນຄ່າການຊື້-ຂາຍ (Kip)	Closing Price ລາຄາປິດ (Kip)	Change ປ່ຽນແປງ (Kip)	Trading Volume ປະລິມານການ ຊື້-ຂາຍຮຸ້ນ	Closing Price ລາຄາປິດ (Kip)	Change ປ່ຽນແປງ (Kip)	Trading Volume ປະລິມານການ ຊື້-ຂາຍຮຸ້ນ	Closing Price ລາຄາປິດ (Kip)	Change ປ່ຽນແປງ (Kip)	Trading Volume ປະລິມານ ການ ຊື້-ຂາຍຮຸ້ນ	Closing Price ລາຄາປິດ (Kip)	Change ປ່ຽນແປງ (Kip)	Trading Volume ປະລິມານ ການ ຊື້-ຂາຍຮຸ້ນ	Closing Price ລາຄາປິດ (Kip)	Change ປ່ຽນແປງ (Kip)	Trading Volume ປະລິມານ ການ ຊື້-ຂາຍຮຸ້ນ
1	07.04.17	1,081.70	↓ -0.75%	228,540,000	5,400	↓ 50	42,200	5,200	→ -	-	9,100	→ -	-	2,000	→ -	-	3,000	→ -	-
2	06.04.17	1,089.88	↑ 1.13%	18,045,000	5,450	↑ 50	300	5,200	↑ 300	3,100	9,100	→ -	-	2,000	→ -	300	3,000	→ -	100
3	05.04.17	1,077.71	↓ -0.58%	413,590,000	5,400	→ -	200	4,900	↓ 300	82,400	9,100	→ -	-	2,000	↓ 100	2,500	3,000	→ -	-
4	04.04.17	1,083.99	↑ 2.03%	3,709,975,000	5,400	↑ 150	684,200	5,200	↓ 100	2,300	9,100	→ -	-	2,100	→ -	1,500	3,000	↓ 100	200
5	03.04.17	1,062.39	↓ -2.44%	58,810,000	5,250	↓ 150	11,200	5,300	↓ 150	-	9,100	→ -	-	2,100	→ -	-	3,100	→ -	-
6	31.03.17	1,088.93	↑ 3.03%	540,000	5,400	↑ 200	100	5,450	↓ 50	-	9,100	→ -	-	2,100	→ -	-	3,100	→ -	-
7	30.03.17	1,056.87	↓ -4.50%	727,220,000	5,200	↓ 300	7,200	5,500	↓ 50	125,200	9,100	→ -	-	2,100	→ -	-	3,100	→ -	-
8	29.03.17	1,106.62	↑ 3.84%	653,025,000	5,500	↑ 250	49,200	5,550	→ -	72,100	9,100	→ -	-	2,100	→ -	-	3,100	→ -	-
9	28.03.17	1,065.72	→ 0.00%	233,385,000	5,250	→ -	13,400	5,550	→ -	29,300	9,100	→ -	-	2,100	→ -	200	3,100	→ -	-
10	27.03.17	1,065.72	↑ 0.06%	547,970,000	5,250	→ -	97,500	5,550	↑ 50	1,000	9,100	→ -	-	2,100	→ -	18,000	3,100	→ -	-
11	24.03.17	1,065.05	↓ -3.70%	268,600,000	5,250	↓ 250	10,800	5,500	→ -	38,500	9,100	→ -	-	2,100	→ -	-	3,100	→ -	-
12	23.03.17	1,105.95	↓ -1.46%	166,650,000	5,500	↓ 100	100	5,500	→ -	30,200	9,100	→ -	-	2,100	→ -	-	3,100	→ -	-
13	22.03.17	1,122.31	↑ 1.27%	727,585,000	5,600	↑ 100	41,400	5,500	→ -	92,200	9,100	→ -	-	2,100	↓ 100	200	3,100	→ -	-
14	21.03.17	1,108.24	↓ -0.18%	62,495,000	5,500	→ -	2,400	5,500	↓ 150	9,000	9,100	→ -	-	2,200	→ -	-	3,100	→ -	-
15	20.03.17	1,110.24	↓ -0.73%	62,925,000	5,500	↓ 50	7,000	5,650	→ -	1,100	9,100	→ -	-	2,200	→ -	9,100	3,100	→ -	-
16	17.03.17	1,118.42	↑ 0.74%	357,355,000	5,550	↑ 50	16,000	5,650	→ -	41,100	9,100	→ -	-	2,200	→ -	20,100	3,100	→ -	-
17	16.03.17	1,110.24	→ 0.00%	38,745,000	5,500	→ -	6,900	5,650	→ -	100	9,100	→ -	-	2,200	→ -	100	3,100	→ -	-
18	15.03.17	1,110.24	↓ -0.21%	47,965,000	5,500	→ -	4,500	5,650	→ -	4,100	9,100	→ -	-	2,200	↓ 100	200	3,100	→ -	-
19	14.03.17	1,112.53	↓ -1.45%	84,550,000	5,500	↓ 100	2,900	5,650	→ -	12,200	9,100	→ -	-	2,300	→ -	-	3,100	→ -	-
20	13.03.17	1,128.89	↑ 1.47%	218,175,000	5,600	↑ 100	38,600	5,650	→ -	1,100	9,100	→ -	-	2,300	→ -	-	3,100	→ -	-
21	10.03.17	1,112.53	↑ 3.03%	190,020,000	5,500	↑ 200	13,000	5,650	→ -	1,000	9,100	→ -	-	2,300	→ -	-	3,100	→ -	36,500
22	09.03.17	1,079.81	↑ 0.76%	10,225,000	5,300	↑ 50	-	5,650	→ -	1,700	9,100	→ -	-	2,300	→ -	-	3,100	→ -	200
23	07.03.17	1,071.63	↑ 0.19%	350,625,000	5,250	→ -	41,800	5,650	↑ 150	23,300	9,100	→ -	-	2,300	→ -	-	3,100	→ -	-
24	06.03.17	1,069.63	↓ -1.82%	172,865,000	5,250	↓ 150	200	5,500	→ -	300	9,100	↑ 800	1,500	2,300	→ -	-	3,100	↑ 100	50,600
25	03.03.17	1,089.48	↑ 2.45%	400,410,000	5,400	↑ 150	31,800	5,500	↓ 100	35,600	8,300	↑ 750	2,000	2,300	→ -	-	3,000	→ -	6,900
26	02.03.17	1,063.38	↑ 0.54%	38,300,000	5,250	→ -	400	5,600	↓ 100	4,400	7,550	↑ 650	1,500	2,300	↑ 200	100	3,000	→ -	-
27	01.03.17	1,057.63	↑ 0.56%	192,350,000	5,250	↑ 50	14,500	5,700	→ -	-	6,900	↑ 600	1,700	2,100	↓ 200	-	3,000	→ -	-
28	28.02.17	1,051.71	↑ 0.18%	36,305,000	5,200	→ -	2,700	5,700	→ -	2,200	6,300	↑ 500	1,600	2,300	→ -	-	3,000	→ -	-
29	27.02.17	1,049.79	→ 0.00%	98,700,000	5,200	→ -	13,500	5,700	→ -	5,000	5,800	→ -	-	2,300	→ -	-	3,000	→ -	-
30	24.02.17	1,049.79	↑ 0.19%	33,360,000	5,200	→ -	6,100	5,700	↑ 150	300	5,800	→ -	-	2,300	→ -	-	3,000	→ -	-