

## Trade Summary

LSX trade mixed on Tuesday, rising 2.03 percent to close at 1,083.99 points as EDL-Gen increased 150 kip. The market made 688,200 shares traded for turnover of 3,710 million kip. EDL-Gen saw a big traded of 684,200 shares, closing at 5,400 kip, while BCEL dragged 100 kip to close at 5,200 kip, with 2,300 shares matched. In the meantime, PTL contributed in the market volume for 1,500 shares at the unchanged price of 2,100 kip. Nevertheless, SVN closed down 100 kip to 3,000 kip by changing hands of just 200 shares. However, LWPC closed unchanged without trading.

## Listed Company

| Stock   | Details  | Date          |
|---------|--|---------------|
| EDL-Gen | <b>Dividend/Share</b>                                      | 160 Kip/Share |
|         | Dividend Reccord   | 12-Apr-17     |
|         | XD   | 11-Apr-17     |
|         | <b>Dividend payment</b>                                    | 28-Apr-17     |
|         | Meeting right Reccord                                      | 03-Mar-17     |
|         | XM   | 02-Mar-17     |
|         | <b>Meeting date (Annual General Shareholders' Meeting)</b> | 06-Apr-17     |
| BCEL    | <b>Dividend/Share</b>                                      |               |
|         | Dividend Reccord   | 03-Apr-17     |
|         | XD   | 31-Mar-17     |
|         | <b>Dividend payment</b>                                    |               |
|         | Meeting right Reccord                                      | 03-Apr-17     |
|         | XM   | 31-Mar-17     |
|         | <b>Meeting date (Annual General Shareholders' Meeting)</b> | 28-Apr-17     |
| SVN     | <b>Dividend/Share</b>                                      | 20 Kip/Share  |
|         | Dividend Reccord   | 09-Mar-17     |
|         | XD   | 07-Mar-17     |
|         | <b>Dividend payment</b>                                    | 03-May-17     |
|         | Meeting right Reccord                                      | 09-Mar-17     |
|         | XM   | 07-Mar-17     |
|         | <b>Meeting date (Annual General Shareholders' Meeting)</b> | 07-Apr-17     |
| PTL     | <b>Dividend/Share</b>                                      |               |
|         | Dividend Reccord   | 24-Mar-17     |
|         | XD   | 23-Mar-17     |
|         | <b>Dividend payment</b>                                    |               |
|         | Meeting right Reccord                                      | 24-Mar-17     |
|         | XM   | 23-Mar-17     |
|         | <b>Meeting date (Annual General Shareholders' Meeting)</b> | 28-Apr-17     |
| LWPC    | <b>Dividend/Share</b>                                      | 100 Kip/Share |
|         | Dividend Reccord   | 10-Apr-17     |
|         | XD   | 07-Apr-17     |
|         | <b>Dividend payment</b>                                    | 29-May-17     |
|         | Meeting right Reccord                                      | 23-Mar-17     |
|         | XM   | 22-Mar-17     |
|         | <b>Meeting date (Annual General Shareholders' Meeting)</b> | 28-Apr-17     |

## Market Summary

|                     | Last            | 04.04.2017      | Change        |
|---------------------|-----------------|-----------------|---------------|
| LSX Index (Point)   | 1,062.39        | 1,083.99 ↑      | 21.6          |
| Trading Value (LAK) | 58,810,000      | 3,709,975,000 ↑ | 3,651,165,000 |
| Market Cap. (LAK m) | 11,122,210      | 11,336,948 ↑    | 214,738       |
| 52-Week High/Low    | 963.74/1,277.40 |                 |               |

## Daily Turnover by Investor Types (LAKm)

|                      | Buy      | Sell     | Net purchase |
|----------------------|----------|----------|--------------|
| General Corporations | -        | -        | -            |
| Individuals          | 12       | 27 -     | 15           |
| Foreigners           | 3,693    | 3,683    | 10           |
| Securities Companies | 5        | -        | 5            |
| Others               | -        | -        | -            |
| <b>Total</b>         | <b>0</b> | <b>0</b> | <b>0</b>     |

## Turnover by Investor Types (LAKm) (Month-to-date)

|                      | Buy          | Sell         | Net purchase |
|----------------------|--------------|--------------|--------------|
| General Corp         | -            | -            | -            |
| Individuals          | 24           | 65 -         | 41           |
| Foreigners           | 3,740        | 3,704        | 36           |
| Securities Companies | 5            | -            | 5            |
| Others               | -            | -            | -            |
| <b>Total</b>         | <b>3,769</b> | <b>3,769</b> | <b>-</b>     |

## Trading Volume (Shares)

|              | Closing price | Change (LAK) | 04.04.2017 | Change (Shr)   |
|--------------|---------------|--------------|------------|----------------|
| EDL-GEN      | 5,400 ↑       | 150          | 684,200    | 673,000        |
| BCEL         | 5,200 ↓-      | 100          | 2,300      | 2,300          |
| LWPC         | 9,100 →       | -            | -          | -              |
| PTL          | 2,100 →       | -            | 1,500      | 1,500          |
| SVN          | 3,000 ↓-      | 100          | 200        | 200            |
| <b>TOTAL</b> |               |              |            | <b>677,000</b> |

## General News

### April-16 (BOL)

|                                     |        |
|-------------------------------------|--------|
| CPI                                 | 102.30 |
| Inflation rate                      | 1.84%  |
| BOL Interest Rate (%) 2 weeks-1year | 10.63% |

## Fixed Deposit Account 12 Months (For individual-BCEL)

|     |       |
|-----|-------|
| LAK | 5.72% |
| USD | 3.40% |
| THB | 3.15% |

## Foreign Exchange Rates (BCEL)

04.04.2017

| Currency  | Buy    | Sell   |
|-----------|--------|--------|
| US Dollar | 8,190  | 8,230  |
| Thai Baht | 238.92 | 240.70 |
| Euro      | 8,725  | 8,769  |

BCEL-KT Securities Company limited  
Tel : 021-265480

Opening Session

| LA3000020005 EDL-Gen       |  |              | LA3000010006 BCEL          |  |              |
|----------------------------|--|--------------|----------------------------|--|--------------|
| Current                    |  | <b>5,250</b> | Current                    |  | <b>5,300</b> |
| Volume                     |  | 900          | Volume                     |  | 0            |
| Previous Day Closing Price |  | 5,250        | Previous Day Closing Price |  | 5,300        |
| Change                     |  | 0            | Change                     |  | 0            |
| Turnover                   |  | 4,725,000    | Turnover                   |  | 0            |

| Sell Remaining Qty | 09:22:13     | Buy Remaining Qty | Sell Remaining Qty | 09:00:00     | Buy Remaining Qty |
|--------------------|--------------|-------------------|--------------------|--------------|-------------------|
| 1,000              | 5,700        |                   | 10,000             | 5,550        |                   |
| 1,000              | 5,600        |                   | 10,000             | 5,500        |                   |
| 19,100             | 5,500        |                   | 2,300              | 5,450        |                   |
| 2,600              | 5,450        |                   | 6,000              | 5,400        |                   |
| 1,600              | 5,300        |                   | 6,800              | <b>5,300</b> |                   |
| Exp exe Price      | <b>5,250</b> | 15,700            | Exp exe Price      | 5,000        | 6,800             |
|                    | 5,200        | 16,200            |                    | 4,950        | 500               |
| Exp exe Qty        | 5,100        | 20,000            | Exp exe Qty        |              |                   |
|                    | 5,000        | 22,200            |                    |              |                   |
|                    | 4,950        | 10,000            |                    |              |                   |
| <b>25,300</b>      | <b>Total</b> | <b>96,600</b>     | <b>59,800</b>      | <b>Total</b> | <b>7,300</b>      |

|               |       |       |               |       |       |
|---------------|-------|-------|---------------|-------|-------|
| Opening Price |       | 5,250 | Opening Price |       | 0     |
| High Price    |       | 5,250 | High Price    |       | 0     |
| Low Price     |       | 5,250 | Low Price     |       | 0     |
| Price Limit   | 5,750 | 4,750 | Price Limit   | 5,800 | 4,800 |

Closing Session

| LA3000020005 EDL-Gen       |   |               | LA3000010006 BCEL          |   |              |
|----------------------------|---|---------------|----------------------------|---|--------------|
| Current                    |   | <b>5,400</b>  | Current                    |   | <b>5,200</b> |
| Volume                     |   | 684,200       | Volume                     |   | 2,300        |
| Previous Day Closing Price |   | 5,250         | Previous Day Closing Price |   | 5,300        |
| Change                     | ▲ | 150           | Change                     | ▼ | 100          |
| Turnover                   |   | 3,694,385,000 | Turnover                   |   | 11,980,000   |

| Sell Remaining Qty | 11:30:00     | Buy Remaining Qty | Sell Remaining Qty | 11:30:00     | Buy Remaining Qty |
|--------------------|--------------|-------------------|--------------------|--------------|-------------------|
| 1,000              | 5,700        |                   | 10,000             | 5,550        |                   |
| 1,000              | 5,600        |                   | 10,000             | 5,500        |                   |
| 19,100             | 5,500        |                   | 2,300              | 5,450        |                   |
| 2,000              | 5,450        |                   | 13,000             | 5,400        |                   |
| 13,400             | <b>5,400</b> |                   | 6,700              | 5,300        |                   |
| Exp exe Price      | 5,250        | 25,700            | Exp exe Price      | <b>5,200</b> | 9,000             |
|                    | 5,200        | 16,300            |                    | 5,000        | 6,800             |
| Exp exe Qty        | 5,100        | 20,000            | Exp exe Qty        | 4,950        | 500               |
|                    | 5,000        | 22,200            |                    |              |                   |
|                    | 4,950        | 10,000            |                    |              |                   |
| <b>36,500</b>      | <b>Total</b> | <b>106,700</b>    | <b>66,700</b>      | <b>Total</b> | <b>16,300</b>     |

|               |       |       |               |       |       |
|---------------|-------|-------|---------------|-------|-------|
| Opening Price |       | 5,250 | Opening Price |       | 5,200 |
| High Price    |       | 5,400 | High Price    |       | 5,300 |
| Low Price     |       | 5,250 | Low Price     |       | 5,200 |
| Price Limit   | 5,750 | 4,750 | Price Limit   | 5,800 | 4,800 |

| LA3000030004 LWPC          |  |              | LA3000040003 PTL           |  |              | LA3000050002 SVN           |   |              |
|----------------------------|--|--------------|----------------------------|--|--------------|----------------------------|---|--------------|
| Current                    |  | <b>9,100</b> | Current                    |  | <b>2,100</b> | Current                    |   | <b>3,000</b> |
| Volume                     |  | 0            | Volume                     |  | 1,500        | Volume                     |   | 200          |
| Previous Day Closing Price |  | 9,100        | Previous Day Closing Price |  | 2,100        | Previous Day Closing Price |   | 3,100        |
| Change                     |  | 0            | Change                     |  | 0            | Change                     | ▼ | 100          |
| Turnover                   |  | 0            | Turnover                   |  | 3,010,000    | Turnover                   |   | 600,000      |

| Sell Remaining Qty | 11:30:00     | Buy Remaining Qty | Sell Remaining Qty | 11:30:00     | Buy Remaining Qty | Sell Remaining Qty | 11:30:00     | Buy Remaining Qty |
|--------------------|--------------|-------------------|--------------------|--------------|-------------------|--------------------|--------------|-------------------|
|                    |              |                   |                    |              |                   |                    |              |                   |
|                    |              |                   | 7,300              | 2,300        |                   | 400                | 3,200        |                   |
| 9,900              | 10,000       |                   | 200                | 2,200        |                   | 3,500              | 3,100        |                   |
| 700                | 9,400        |                   | 29,400             | <b>2,100</b> |                   | 1,400              | <b>3,000</b> |                   |
| Exp exe Price      |              |                   | Exp exe Price      | 2,000        | 2,500             | Exp exe Price      |              |                   |
|                    |              |                   |                    | 1,900        | 200               |                    |              |                   |
| Exp exe Qty        |              |                   | Exp exe Qty        |              |                   | Exp exe Qty        |              |                   |
|                    |              |                   |                    |              |                   |                    |              |                   |
| <b>10,600</b>      | <b>Total</b> |                   | <b>36,900</b>      | <b>Total</b> | <b>2,700</b>      | <b>5,300</b>       | <b>Total</b> |                   |

|               |        |       |               |       |       |               |       |       |
|---------------|--------|-------|---------------|-------|-------|---------------|-------|-------|
| Opening Price |        | 0     | Opening Price |       | 2,000 | Opening Price |       | 3,000 |
| High Price    |        | 0     | High Price    |       | 2,100 | High Price    |       | 3,000 |
| Low Price     |        | 0     | Low Price     |       | 2,000 | Low Price     |       | 3,000 |
| Price Limit   | 10,000 | 8,200 | Price Limit   | 2,300 | 1,900 | Price Limit   | 3,400 | 2,800 |

Trading Execution

EDL-Gen

| Time     | Current | Change | Price Change(%) | Volume  | Cumulative Volume |
|----------|---------|--------|-----------------|---------|-------------------|
| End RTH  | 5,400 ▲ | 150    | 2.850           | 0       | 684,200           |
| 10:06:33 | 5,400 ▲ | 150    | 2.850           | 200     | 684,200           |
| 09:55:35 | 5,400 ▲ | 150    | 2.850           | 681,500 | 684,000           |
| 09:55:35 | 5,300 ▲ | 50     | 0.950           | 1,600   | 2,500             |
| 09:00:00 | 5,250   | 0      | 0.000           | 900     | 900               |
|          |         |        |                 |         |                   |
|          |         |        |                 |         |                   |
|          |         |        |                 |         |                   |
|          |         |        |                 |         |                   |
|          |         |        |                 |         |                   |
|          |         |        |                 |         |                   |
|          |         |        |                 |         |                   |
|          |         |        |                 |         |                   |
|          |         |        |                 |         |                   |
|          |         |        |                 |         |                   |
|          |         |        |                 |         |                   |
|          |         |        |                 |         |                   |
|          |         |        |                 |         |                   |
|          |         |        |                 |         |                   |
|          |         |        |                 |         |                   |
|          |         |        |                 |         |                   |
|          |         |        |                 |         |                   |

BCEL

| Time     | Current | Change | Price Change(%) | Volume | Cumulative Volume |
|----------|---------|--------|-----------------|--------|-------------------|
| End RTH  | 5,200 ▼ | -100   | -1.880          | 0      | 2,300             |
| 11:30:00 | 5,200 ▼ | -100   | -1.880          | 1,000  | 2,300             |
| 11:04:07 | 5,300   | 0      | 0.000           | 100    | 1,300             |
| 11:04:07 | 5,250 ▼ | -50    | -0.940          | 200    | 1,200             |
| 09:51:31 | 5,200 ▼ | -100   | -1.880          | 1,000  | 1,000             |
|          |         |        |                 |        |                   |
|          |         |        |                 |        |                   |
|          |         |        |                 |        |                   |
|          |         |        |                 |        |                   |
|          |         |        |                 |        |                   |
|          |         |        |                 |        |                   |
|          |         |        |                 |        |                   |
|          |         |        |                 |        |                   |
|          |         |        |                 |        |                   |
|          |         |        |                 |        |                   |
|          |         |        |                 |        |                   |
|          |         |        |                 |        |                   |
|          |         |        |                 |        |                   |
|          |         |        |                 |        |                   |
|          |         |        |                 |        |                   |
|          |         |        |                 |        |                   |
|          |         |        |                 |        |                   |
|          |         |        |                 |        |                   |

**LWPC**

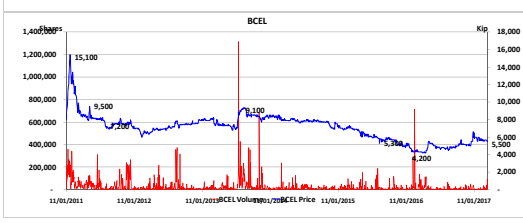
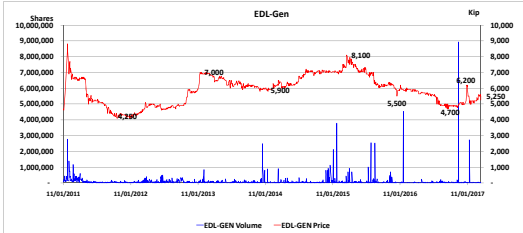
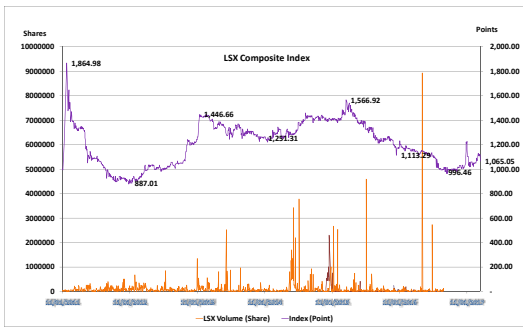
| Time    | Current | Change | Price Change(%) | Volume | Cumulative Volume |
|---------|---------|--------|-----------------|--------|-------------------|
| End RTH | 9,100   | 0      | 0.000           | 0      | 0                 |
|         |         |        |                 |        |                   |
|         |         |        |                 |        |                   |
|         |         |        |                 |        |                   |
|         |         |        |                 |        |                   |
|         |         |        |                 |        |                   |
|         |         |        |                 |        |                   |
|         |         |        |                 |        |                   |
|         |         |        |                 |        |                   |
|         |         |        |                 |        |                   |
|         |         |        |                 |        |                   |
|         |         |        |                 |        |                   |
|         |         |        |                 |        |                   |
|         |         |        |                 |        |                   |
|         |         |        |                 |        |                   |
|         |         |        |                 |        |                   |
|         |         |        |                 |        |                   |
|         |         |        |                 |        |                   |
|         |         |        |                 |        |                   |
|         |         |        |                 |        |                   |
|         |         |        |                 |        |                   |
|         |         |        |                 |        |                   |

**PTL**

| Time     | Current | Change | Price Change(%) | Volume | Cumulative Volume |
|----------|---------|--------|-----------------|--------|-------------------|
| End RTH  | 2,100   | 0      | 0.000           | 0      | 1,500             |
| 11:30:00 | 2,100   | 0      | 0.000           | 100    | 1,500             |
| 09:57:28 | 2,000 ▼ | -100   | -4.760          | 1,400  | 1,400             |
|          |         |        |                 |        |                   |
|          |         |        |                 |        |                   |
|          |         |        |                 |        |                   |
|          |         |        |                 |        |                   |
|          |         |        |                 |        |                   |
|          |         |        |                 |        |                   |
|          |         |        |                 |        |                   |
|          |         |        |                 |        |                   |
|          |         |        |                 |        |                   |
|          |         |        |                 |        |                   |
|          |         |        |                 |        |                   |
|          |         |        |                 |        |                   |
|          |         |        |                 |        |                   |
|          |         |        |                 |        |                   |
|          |         |        |                 |        |                   |
|          |         |        |                 |        |                   |
|          |         |        |                 |        |                   |
|          |         |        |                 |        |                   |
|          |         |        |                 |        |                   |
|          |         |        |                 |        |                   |
|          |         |        |                 |        |                   |

SVN

| Time     | Current | Change | Price Change(%) | Volume | Cumulative Volume |
|----------|---------|--------|-----------------|--------|-------------------|
| End RTH  | 3,000 ▼ | -100   | -3.220          | 0      | 200               |
| 10:51:09 | 3,000 ▼ | -100   | -3.220          | 200    | 200               |
|          |         |        |                 |        |                   |
|          |         |        |                 |        |                   |
|          |         |        |                 |        |                   |
|          |         |        |                 |        |                   |
|          |         |        |                 |        |                   |
|          |         |        |                 |        |                   |
|          |         |        |                 |        |                   |
|          |         |        |                 |        |                   |
|          |         |        |                 |        |                   |
|          |         |        |                 |        |                   |
|          |         |        |                 |        |                   |
|          |         |        |                 |        |                   |
|          |         |        |                 |        |                   |



**Company profile**

EDL-Generation Public company

Sector: Energy

Major products : Electricity

**EDL-Gen**

Highest of 52 weeks: **6,400** Kip

Lowest of 52 weeks: **4,700** Kip

Paid-up shares: **1,679,303,697** Shares

Foreign limit for one individual not exceed 1% or **16,793,037** Shares

All foreign limit not exceed 25% or **419,825,924** Shares

Foreign Orderable Volume: **197,438,543** Shares

Remaining ratio for foreign investors' shareholding: **11.76%**

**Company profile**

Banque Pour Le Commerce Exterior Lao Public

Sector: Banking

Major products : Loans, FX Exchange, L.C, L.G, Card and Other Banking products and services

**BCEL**

Highest of 52 weeks: **5,750** Kip

Lowest of 52 weeks: **4,200** Kip

Paid-up shares: **136,577,600** Shares

Foreign limit for one individual not exceed 1% or **1,365,776** Shares

All foreign limit not exceed 10% or **13,657,760** Shares

Foreign Orderable Volume: **1,015,974** Shares

Remaining ratio for foreign investors' shareholding: **0.74%**

[Company profile](#)

Lao World Public Company (LWPC)

Sector: Property

Major business : trade, exhibition and convention center, Supermarket, cinema, bowling and other

[LWPC](#)

Highest of 52 weeks:

9,100 Kip

Lowest of 52 weeks:

5,900 Kip

Paid-up shares:

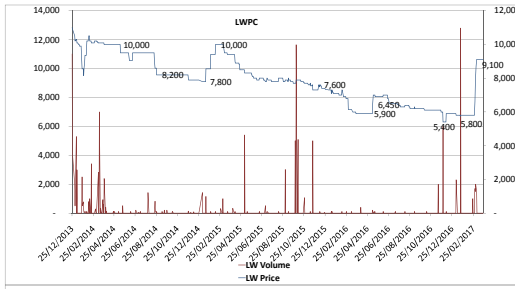
39,560,909 Shares

Foreign Orderable Volume:

38,462,928

Remaining ratio for foreign investors' shareholding:

97.23%



[Company profile](#)

Petroleum Trading Lao Public Company (PTL)

Sector: Trading

Major business : Importing and distributing fuels and petroleum products in full range service throughout Lao PDR

[PTL](#)

Highest of 52 weeks:

3,300 Kip

Lowest of 52 weeks:

2,100 Kip

Paid-up shares:

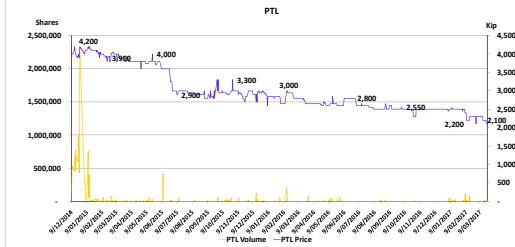
235,000,000 Shares

Foreign Orderable Volume:

205,232,182

Remaining ratio for foreign investors' shareholding:

87.33%



[Company profile](#)

Souavany Home Center Public Company (SVN)

Sector: Trading

Major business : Importing and distributing construction materials and home decoration through showroom in Lao PDR

[SVN](#)

Highest of 52 weeks:

3,400 Kip

Lowest of 52 weeks:

2,700 Kip

Paid-up shares:

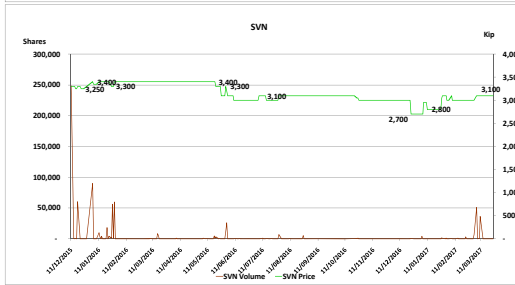
165,000,000 Shares

Foreign Orderable Volume:

158,074,744 Shares

Remaining ratio for foreign investors' shareholding:

95.80%





Last 30 days trading information / ຂໍ້ມູນການຊື້-ຂາຍຮຸ້ນ 30 ວັນ (ຄົ້ນຫຼັງ)

| No.<br>ລະດັບ | Date<br>ວັນທີ | Index / ດັດຊະນີ          |                       |  | EDL-GEN / ຕ-ຟຟລ                   |                            |   | BCEL / ທຄຕລ                       |                            |   | LWPC /ລາວເີນ                      |                            |   | PTL/ປທລ                           |                            |   | SVN/ສວນ                           |                            |   |
|--------------|---------------|--------------------------|-----------------------|--|-----------------------------------|----------------------------|---|-----------------------------------|----------------------------|---|-----------------------------------|----------------------------|---|-----------------------------------|----------------------------|---|-----------------------------------|----------------------------|---|
|              |               | Current Index<br>ດັດຊະນີ | Change<br>ປ່ຽນແປງ (%) | Trading Value<br>ມູນຄ່າການຊື້-ຂາຍ<br>(Kip) | Closing Price<br>ລາຄາປິດ<br>(Kip) | Change<br>ປ່ຽນແປງ<br>(Kip) | Trading Volume<br>ປະລິມານການ<br>ຊື້-ຂາຍຮຸ້ນ | Closing Price<br>ລາຄາປິດ<br>(Kip) | Change<br>ປ່ຽນແປງ<br>(Kip) | Trading Volume<br>ປະລິມານການ<br>ຊື້-ຂາຍຮຸ້ນ | Closing Price<br>ລາຄາປິດ<br>(Kip) | Change<br>ປ່ຽນແປງ<br>(Kip) | Trading Volume<br>ປະລິມານ<br>ການ<br>ຊື້-ຂາຍຮຸ້ນ | Closing Price<br>ລາຄາປິດ<br>(Kip) | Change<br>ປ່ຽນແປງ<br>(Kip) | Trading Volume<br>ປະລິມານ<br>ການ<br>ຊື້-ຂາຍຮຸ້ນ | Closing Price<br>ລາຄາປິດ<br>(Kip) | Change<br>ປ່ຽນແປງ<br>(Kip) | Trading Volume<br>ປະລິມານ<br>ການ<br>ຊື້-ຂາຍຮຸ້ນ |
| 1            | 04.04.17      | 1,083.99                 | ↑ 2.03%               | 3,709,975,000                              | 5,400                             | ↑ 150                      | 684,200                                     | 5,200                             | ↓ 100                      | 2,300                                       | 9,100                             | → -                        | -   | 2,100                             | → -                        | 1,500   | 3,000                             | ↓ 100                      | 200   |
| 2            | 03.04.17      | 1,062.39                 | ↓ -2.44%              | 58,810,000                                 | 5,250                             | ↓ 150                      | 11,200                                      | 5,300                             | ↓ 150                      | -   | 9,100                             | → -                        | -   | 2,100                             | → -                        | -   | 3,100                             | → -                        | -   |
| 3            | 31.03.17      | 1,088.93                 | ↑ 3.03%               | 540,000                                    | 5,400                             | ↑ 200                      | 100   | 5,450                             | ↓ 50                       | -   | 9,100                             | → -                        | -   | 2,100                             | → -                        | -   | 3,100                             | → -                        | -   |
| 4            | 30.03.17      | 1,056.87                 | ↓ -4.50%              | 727,220,000                                | 5,200                             | ↓ 300                      | 7,200                                       | 5,500                             | ↓ 50                       | 125,200                                     | 9,100                             | → -                        | -   | 2,100                             | → -                        | -   | 3,100                             | → -                        | -   |
| 5            | 29.03.17      | 1,106.62                 | ↑ 3.84%               | 653,025,000                                | 5,500                             | ↑ 250                      | 49,200                                      | 5,550                             | → -                        | 72,100                                      | 9,100                             | → -                        | -   | 2,100                             | → -                        | -   | 3,100                             | → -                        | -   |
| 6            | 28.03.17      | 1,065.72                 | → 0.00%               | 233,385,000                                | 5,250                             | → -                        | 13,400                                      | 5,550                             | → -                        | 29,300                                      | 9,100                             | → -                        | -   | 2,100                             | → -                        | 200   | 3,100                             | → -                        | -   |
| 7            | 27.03.17      | 1,065.72                 | ↑ 0.06%               | 547,970,000                                | 5,250                             | → -                        | 97,500                                      | 5,550                             | ↑ 50                       | 1,000                                       | 9,100                             | → -                        | -   | 2,100                             | → -                        | 18,000  | 3,100                             | → -                        | -   |
| 8            | 24.03.17      | 1,065.05                 | ↓ -3.70%              | 268,600,000                                | 5,250                             | ↓ 250                      | 10,800                                      | 5,500                             | → -                        | 38,500                                      | 9,100                             | → -                        | -   | 2,100                             | → -                        | -   | 3,100                             | → -                        | -   |
| 9            | 23.03.17      | 1,105.95                 | ↓ -1.46%              | 166,650,000                                | 5,500                             | ↓ 100                      | 100   | 5,500                             | → -                        | 30,200                                      | 9,100                             | → -                        | -   | 2,100                             | → -                        | -   | 3,100                             | → -                        | -   |
| 10           | 22.03.17      | 1,122.31                 | ↑ 1.27%               | 727,585,000                                | 5,600                             | ↑ 100                      | 41,400                                      | 5,500                             | → -                        | 92,200                                      | 9,100                             | → -                        | -   | 2,100                             | ↓ 100                      | 200   | 3,100                             | → -                        | -   |
| 11           | 21.03.17      | 1,108.24                 | ↓ -0.18%              | 62,495,000                                 | 5,500                             | → -                        | 2,400                                       | 5,500                             | ↓ 150                      | 9,000                                       | 9,100                             | → -                        | -   | 2,200                             | → -                        | -   | 3,100                             | → -                        | -   |
| 12           | 20.03.17      | 1,110.24                 | ↓ -0.73%              | 62,925,000                                 | 5,500                             | ↓ 50                       | 7,000                                       | 5,650                             | → -                        | 1,100                                       | 9,100                             | → -                        | -   | 2,200                             | → -                        | 9,100   | 3,100                             | → -                        | -   |
| 13           | 17.03.17      | 1,118.42                 | ↑ 0.74%               | 357,355,000                                | 5,550                             | ↑ 50                       | 16,000                                      | 5,650                             | → -                        | 41,100                                      | 9,100                             | → -                        | -   | 2,200                             | → -                        | 20,100  | 3,100                             | → -                        | -   |
| 14           | 16.03.17      | 1,110.24                 | → 0.00%               | 38,745,000                                 | 5,500                             | → -                        | 6,900                                       | 5,650                             | → -                        | 100   | 9,100                             | → -                        | -   | 2,200                             | → -                        | 100   | 3,100                             | → -                        | -   |
| 15           | 15.03.17      | 1,110.24                 | ↓ -0.21%              | 47,965,000                                 | 5,500                             | → -                        | 4,500                                       | 5,650                             | → -                        | 4,100                                       | 9,100                             | → -                        | -   | 2,200                             | ↓ 100                      | 200   | 3,100                             | → -                        | -   |
| 16           | 14.03.17      | 1,112.53                 | ↓ -1.45%              | 84,550,000                                 | 5,500                             | ↓ 100                      | 2,900                                       | 5,650                             | → -                        | 12,200                                      | 9,100                             | → -                        | -   | 2,300                             | → -                        | -   | 3,100                             | → -                        | -   |
| 17           | 13.03.17      | 1,128.89                 | ↑ 1.47%               | 218,175,000                                | 5,600                             | ↑ 100                      | 38,600                                      | 5,650                             | → -                        | 1,100                                       | 9,100                             | → -                        | -   | 2,300                             | → -                        | -   | 3,100                             | → -                        | -   |
| 18           | 10.03.17      | 1,112.53                 | ↑ 3.03%               | 190,020,000                                | 5,500                             | ↑ 200                      | 13,000                                      | 5,650                             | → -                        | 1,000                                       | 9,100                             | → -                        | -   | 2,300                             | → -                        | -   | 3,100                             | → -                        | 36,500  |
| 19           | 09.03.17      | 1,079.81                 | ↑ 0.76%               | 10,225,000                                 | 5,300                             | ↑ 50                       | -   | 5,650                             | → -                        | 1,700                                       | 9,100                             | → -                        | -   | 2,300                             | → -                        | -   | 3,100                             | → -                        | 200   |
| 20           | 07.03.17      | 1,071.63                 | ↑ 0.19%               | 350,625,000                                | 5,250                             | → -                        | 41,800                                      | 5,650                             | ↑ 150                      | 23,300                                      | 9,100                             | → -                        | -   | 2,300                             | → -                        | -   | 3,100                             | → -                        | -   |
| 21           | 06.03.17      | 1,069.63                 | ↓ -1.82%              | 172,865,000                                | 5,250                             | ↓ 150                      | 200   | 5,500                             | → -                        | 300   | 9,100                             | ↑ 800                      | 1,500   | 2,300                             | → -                        | -   | 3,100                             | ↑ 100                      | 50,600  |
| 22           | 03.03.17      | 1,089.48                 | ↑ 2.45%               | 400,410,000                                | 5,400                             | ↑ 150                      | 31,800                                      | 5,500                             | ↓ 100                      | 35,600                                      | 8,300                             | ↑ 750                      | 2,000   | 2,300                             | → -                        | -   | 3,000                             | → -                        | 6,900   |
| 23           | 02.03.17      | 1,063.38                 | ↑ 0.54%               | 38,300,000                                 | 5,250                             | → -                        | 400   | 5,600                             | ↓ 100                      | 4,400                                       | 7,550                             | ↑ 650                      | 1,500   | 2,300                             | ↑ 200                      | 100   | 3,000                             | → -                        | -   |
| 24           | 01.03.17      | 1,057.63                 | ↑ 0.56%               | 192,350,000                                | 5,250                             | ↑ 50                       | 14,500                                      | 5,700                             | → -                        | -   | 6,900                             | ↑ 600                      | 1,700   | 2,100                             | ↓ 200                      | -   | 3,000                             | → -                        | -   |
| 25           | 28.02.17      | 1,051.71                 | ↑ 0.18%               | 36,305,000                                 | 5,200                             | → -                        | 2,700                                       | 5,700                             | → -                        | 2,200                                       | 6,300                             | ↑ 500                      | 1,600   | 2,300                             | → -                        | -   | 3,000                             | → -                        | -   |
| 26           | 27.02.17      | 1,049.79                 | → 0.00%               | 98,700,000                                 | 5,200                             | → -                        | 13,500                                      | 5,700                             | → -                        | 5,000                                       | 5,800                             | → -                        | -   | 2,300                             | → -                        | -   | 3,000                             | → -                        | -   |
| 27           | 24.02.17      | 1,049.79                 | ↑ 0.19%               | 33,360,000                                 | 5,200                             | → -                        | 6,100                                       | 5,700                             | ↑ 150                      | 300   | 5,800                             | → -                        | -   | 2,300                             | → -                        | -   | 3,000                             | → -                        | -   |
| 28           | 23.02.17      | 1,047.79                 | ↓ -0.19%              | 81,535,000                                 | 5,200                             | → -                        | 11,900                                      | 5,550                             | ↓ 150                      | 2,700                                       | 5,800                             | → -                        | 1,000   | 2,300                             | → -                        | -   | 3,000                             | → -                        | -   |
| 29           | 22.02.17      | 1,049.79                 | ↑ 0.13%               | 20,510,000                                 | 5,200                             | → -                        | 300   | 5,700                             | ↑ 100                      | 700   | 5,800                             | → -                        | -   | 2,300                             | → -                        | 2,500   | 3,000                             | → -                        | 3,100   |
| 30           | 21.02.17      | 1,048.46                 | → 0.00%               | 2,240,000                                  | 5,200                             | → -                        | -   | 5,600                             | → -                        | 400   | 5,800                             | → -                        | -   | 2,300                             | → -                        | -   | 3,000                             | → -                        | -   |